

Special Applications

National Crane boom trucks offer special application configurations including Wireline, for oil field applications. National Crane also offers more models, boom lengths, jib options and capacities than other manufacturers of tractor mount cranes.

Wireline



Tractor Mount



Truck Mod Center™

Unique truck configurations

- Tool boxes
- Pintle-hitches
- Outrigger cribbing and stowage
- Wheelbase rolls
- Lift axles
- Truck backup cameras

Lift Solutions™

Options and Lift Solutions

- Hydraulic hose reels
- Wireless anti-two-block
- Bulkhead and flat-bed options
- Camera systems
- Wireless radio remotes

This document is non-contractual. Constant improvement and engineering progress make it necessary that we reserve the right to make specification, equipment, and price changes without notice. Illustrations shown may include optional equipment and accessories and may not include all standard equipment.

© 2024 The Manitowoc Company, Inc.
National Crane Full Range
Part No.: 04-013-2M-0324



manitowoc.com

The Manitowoc Company, Inc.

Regional headquarters

Americas

Milwaukee, Wisconsin, USA
Tel: +1 414 760 4600

Shady Grove, Pennsylvania, USA
Tel: +1 717 597 8121

Europe and Africa

Dardilly, France – TOWERS
Tel: +33 (0) 4 72 18 20 20

Wilhelmshaven, Germany – MOBILE
Tel: +49 (0) 4421 294 0

APAC

Shanghai, China
Tel: +86 21 6457 0066

Singapore

Tel: +65 6264 1188

Middle East and India

Dubai, UAE
Tel: +971 4 8862677





NATIONAL CRANE®

BOOM TRUCK RANGE

Pocket guide
ASME B30.5
Imperial/Metric



Telescoping Crane - Stand-Up Controls

Model				
400B	10 USt (9,1 t)	56 ft (17,1 m)	N/A (N/A)	66 ft (20,1 m)
500E2	18 USt (16,3 t)	71 ft (21,6 m)	23 - 41 ft (7,0 - 12,5 m)	121 ft (36,9 m)
600E2	20 USt (18,1 t)	90 ft (27,4 m)	25 - 45 ft (7,6 - 13,7 m)	144 ft (43,9 m)
800D	23 USt (20,9 t)	100 ft (30,5 m)	25 - 44 ft (7,6 - 13,4 m)	152 ft (46,3 m)
900A	26 USt (23,6 t)	103 ft (31,4 m)	25 - 44 ft (7,6 - 13,4 m)	155 ft (47,2 m)



National Crane offers the broadest range of telescoping cranes with stand up controls. Capacities range from 10 USt – 33 USt (9,1 t – 29,9 t), and National Crane boom trucks have the most available options and mounting configurations on the market.



Telescoping Crane - Stand-Up Controls





Model				
H-Series				
600H	20 USt (18,1 t)	90 ft (27,4 m)	25 - 45 ft (7,6 - 13,7 m)	144 ft (43,9 m)
NBT30H-2	30 USt (27,2 t)	110 ft (33,5 m)	25 - 44 ft (7,6 - 13,4 m)	163 ft (49,7 m)
1400H	33 USt (29,9 t)	127 ft (38,7 m)	30 ft (9,1 m)	164 ft (50,0 m)



The H Series models have multi-position outriggers that offer excellent setup flexibility for job site conditions. The Rated Capacity Limiter (RCL) displays the actual outrigger setup, crane configuration and diagnostic information.



Telescoping Crane - Swing Cab Controls

Model				
1300A*	30 USt (27,2 t)	110 ft (33,5 m)	25 - 44 ft (7,6 - 13,4 m)	163 ft (49,7 m)
1400A*	33 USt (29,9 t)	127 ft (38,7 m)	30 ft (9,1 m)	164 ft (50,0 m)
NBT40-2 Series	40-45 USt (36,3 - 40,8 t)	142 ft (43,3 m)	31 - 55 ft (9,4 - 36,8 m)	204 ft (62,2 m)
NBT50 Series	50-55 USt (45,4 t)	128 ft (39,0 m)	26 - 45 ft (7,9 - 13,7 m)	179 ft (54,6 m)
NTC55	55 USt (49,9 t)	128 ft (39,0 m)	26 - 45 ft (7,9 - 13,7 m)	179 ft (54,6 m)
NBT50L/ NTC50L	50 USt (45,4 t)	151 ft (45,7 m)	26 - 45 ft (7,9 - 13,7 m)	204 ft (62,2 m)
NBT55L/ NTC55L	55 USt (49,9 t)	151 ft (45,7 m)	26 - 45 ft (7,9 - 13,7 m)	204 ft (62,2 m)
NBT60	60 USt (54,4 t)	128 ft (39,0 m)	26 - 45 ft (7,9 - 13,7 m)	179 ft (54,6 m)
NBT60L/ NTC60L	60 USt (54,4 t)	151 ft (45,7 m)	26 - 45 ft (7,9 - 13,7 m)	204 ft (62,2 m)
NBT60XL/ NTC60XL	60 USt (54,4 t)	151 ft (45,7 m)	26 - 45 ft (7,9 - 13,7 m)	204 ft (62,2 m)

* Also available with open seat controls

National Crane takes the boom truck into the next generation with advanced features such as tilting cabs, hydraulically removable counterweight and unmatched capacities.

