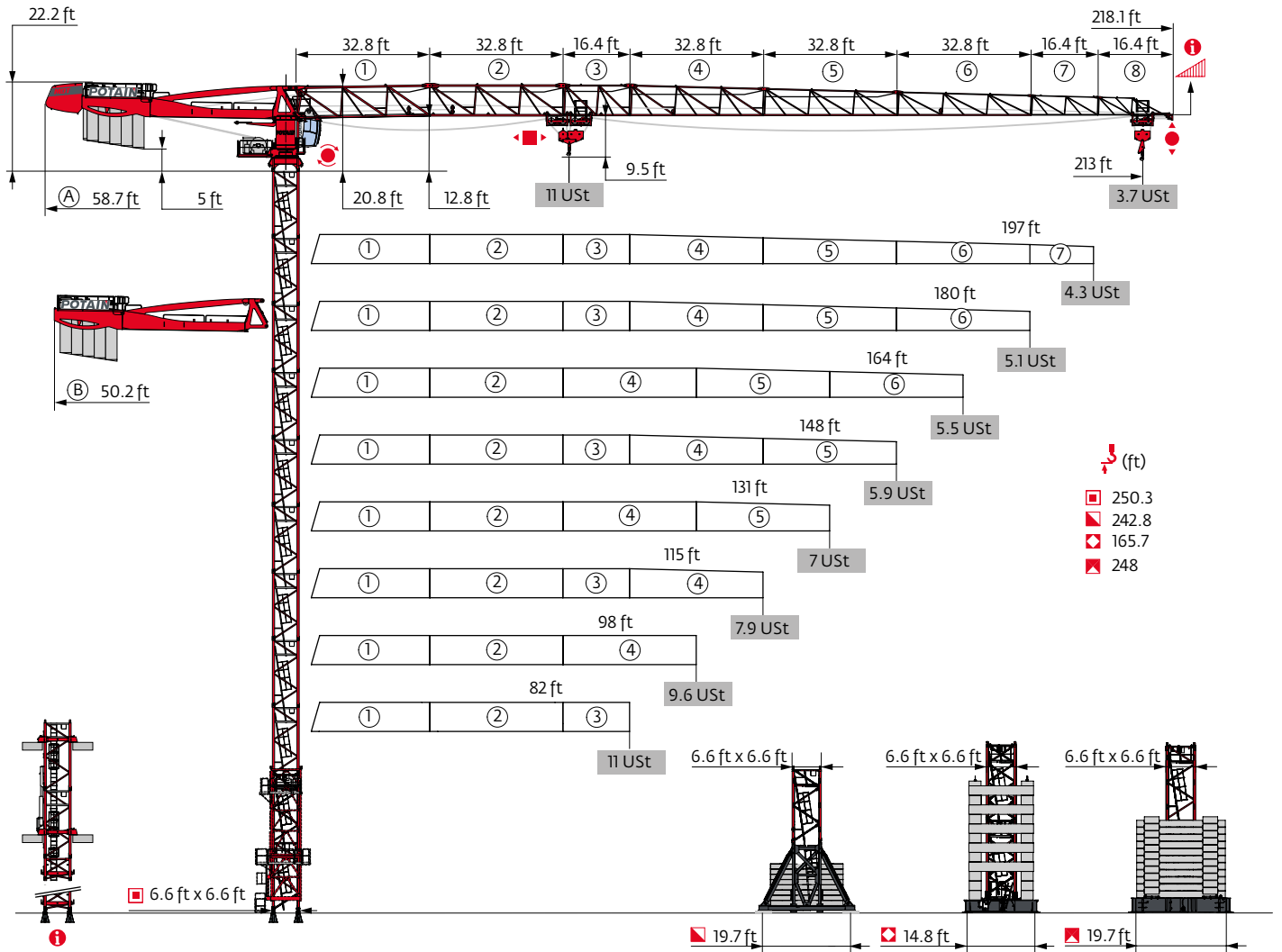
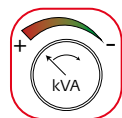


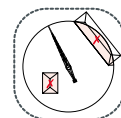
MDT 269 J10



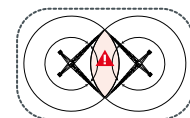
Potain Plus Power Control



Top Site



Anti-collision systems



Automatic Rotation Control

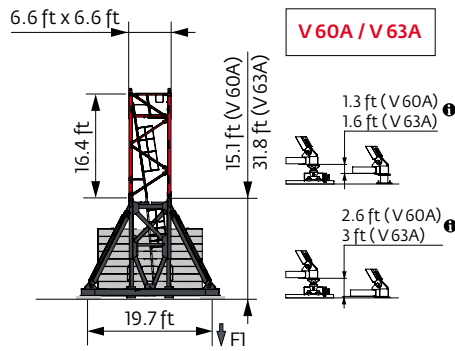
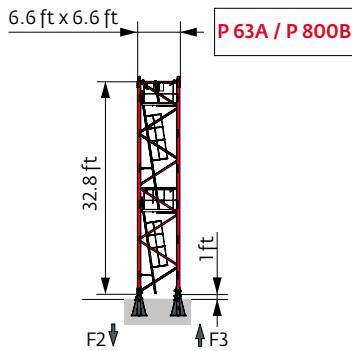


Mast - Reactions

6.6 ft - P 63A									
Height (ft)	82	98	115	131	148	164	180	197	213
Height (ft)	250.3	245.1	239.5	239.5	239.5	239.5	233.9	228.7	228.7
Height/P _r (ft)	250.3	245.1	239.5	239.5	239.5	239.5	233.9	228.7	228.7
10.9 ft	0	1	2	2	2	2	0	1	1
16.4 ft	13	12	11	11	11	11	12	11	11
32.8 ft	1	1	1	1	1	1	1	1	1
F2 (USt)	● 214	212	212	212	213	213	208	211	213
	■ 384	371	362	359	367	369	348	331	337
F3 (USt)	● 156	153	152	151	151	151	145	147	149
	■ 332	317	308	304	311	312	291	272	279

6.6 ft - V 60A -									
Height (ft)	82	98	115	131	148	164	180	197	213
Height (ft)	215.2	215.2	215.2	215.2	215.2	215.2	220.8	215.2	215.2
Height/P _r (ft)	215.2	215.2	215.2	215.2	215.2	215.2	220.8	215.2	215.2
10.9 ft	0	0	0	0	0	0	2	0	0
16.4 ft	12	12	12	12	12	12	11	12	12
F1 (USt)	● 111	112	114	113	114	114	119	115	119
	■ 147	146	149	146	150	151	158	148	152

6.6 ft - V 63A -									
Height (ft)	82	98	115	131	148	164	180	197	213
Height (ft)	237.2	237.2	237.2	242.8	237.2	237.2	231.6	231.6	231.6
Height/P _r (ft)	237.2	237.2	237.2	242.8	237.2	237.2	231.6	231.6	231.6
10.9 ft	2	2	2	1	2	2	0	0	0
16.4 ft	11	11	11	12	11	11	12	12	12
F1 (USt)	● 132	133	135	136	135	135	130	131	131
	■ 184	183	186	192	188	189	177	176	180

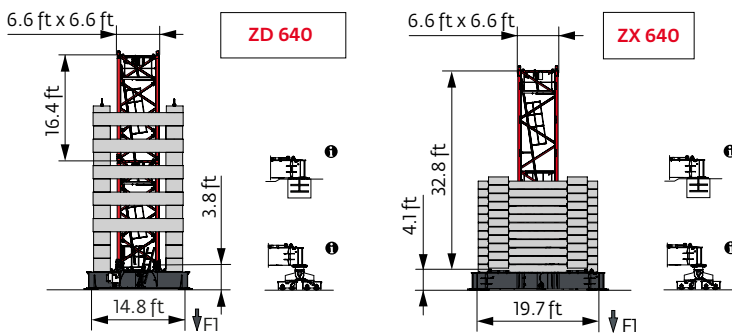


6.6 ft - ZD 640 - [Diagram]

WIND (ft)	82	98	115	131	148	164	180	197	213
\bar{r} (ft)	160.1	165.7	160.1	160.1	165.7	165.7	165.7	154.5	154.5
\bar{r}/P^* (ft)	160.1	165.7	160.1	160.1	165.7	165.7	165.7	154.5	154.5
[Diagram]	10.9 ft	2	1	2	2	1	1	1	0
	16.4 ft	8	9	8	8	9	9	9	9
F1 (Ust)	● 105	110	109	109	113	113	114	112	113
	■ 107	113	109	109	119	120	118	108	110

6.6 ft - ZX 640 - [Diagram]

WIND (ft)	82	98	115	131	148	164	180	197	213
\bar{r} (ft)	248	248	242.5	242.5	242.5	242.5	237.2	231.6	231.6
\bar{r}/P^* (ft)	248	248	242.5	242.5	242.5	242.5	237.2	231.6	231.6
[Diagram]	10.9 ft	1	1	2	2	2	0	1	1
	16.4 ft	12	12	11	11	11	12	11	11
	32.8 ft	1	1	1	1	1	1	1	1
F1 (Ust)	● 142	141	141	138	142	142	135	131	134
	■ 197	197	192	190	195	196	183	172	176



Note: When "ASCE" is noted in this data sheet it is referring to 115 mph Wind Zone, Exposure B, Design Wind Speed = 98 mph. See back cover for design wind speed calculations.

i Motorized accesses: adapted mast compositions, base ballast and reactions.

Other mast compositions - Please consult us

Anchorage

i

Base ballast

Ust / 6.6 ft - V 60A -

Δ (ft)	82	98	115	131	148	164	180	197	213
220.8	145.5								
215.2	145.5	145.5	145.5	145.5	145.5	145.5	132.3	132.3	145.5
198.8	119.1	119.1	119.1	105.8	105.8	119.1	105.8	105.8	105.8
182.4	92.6	92.6	92.6	79.4	79.4	79.4	92.6	92.6	92.6
166	79.4	79.4	79.4	66.1	66.1	66.1	79.4	79.4	79.4
149.6	66.1	66.1	66.1	52.9	52.9	52.9	66.1	66.1	66.1
133.2	52.9	52.9	52.9	39.7	39.7	52.9	52.9	52.9	52.9
116.8	39.7	52.9	52.9	39.7	39.7	39.7	39.7	39.7	39.7
100.4	39.7	52.9	52.9	39.7	39.7	39.7	39.7	26.5	26.5
84	39.7	52.9	52.9	39.7	39.7	39.7	26.5	26.5	
67.6	39.7	52.9	52.9	39.7	39.7	39.7	26.5	26.5	

Ust / 6.6 ft - V 63A -

Δ (ft)	82	98	115	131	148	164	180	197	213
242.8	198.4								
237.2	198.4	198.4	198.4	198.4	198.4	198.4			
231.6	185.2	185.2	185.2	185.2	185.2	185.2	172	172	172
215.2	145.5	145.5	145.5	145.5	145.5	145.5	145.5	132.3	145.5
198.8	119.1	119.1	119.1	119.1	119.1	119.1	105.8	119.1	119.1
182.4	92.6	92.6	92.6	92.6	92.6	92.6	92.6	92.6	92.6
166	79.4	79.4	79.4	66.1	66.1	66.1	79.4	79.4	79.4
149.6	66.1	66.1	66.1	52.9	52.9	52.9	66.1	66.1	66.1
133.2	52.9	52.9	52.9	39.7	39.7	39.7	52.9	52.9	52.9
116.8	39.7	39.7	39.7	39.7	39.7	39.7	39.7	39.7	39.7
100.4	39.7	39.7	39.7	39.7	39.7	39.7	39.7	26.5	26.5
84	39.7	39.7	39.7	39.7	39.7	39.7	26.5	26.5	
67.6	39.7	39.7	39.7	39.7	39.7	39.7	26.5	26.5	

Ust / 6.6 ft - ZD 640 -

Δ (ft)	82	98	115	131	148	164	180	197	213
165.7	137.8		137.8			137.8	137.8		
160.1	132.3	132.3	132.3	132.3	132.3	132.3	132.3		
154.5	132.3	132.3	132.3	132.3	121.3	121.3	121.3	137.8	137.8
138.1	110.2	110.2	110.2	110.2	99.2	99.2	99.2	121.3	110.2
121.7	88.2	99.2	99.2	99.2	88.2	99.2	88.2	99.2	88.2
105.3	88.2	99.2	88.2	88.2	88.2	88.2	88.2	77.2	66.1
88.9	88.2	99.2	88.2	88.2	88.2	88.2	88.2	66.1	66.1
72.5	88.2	99.2	88.2	88.2	88.2	88.2	88.2	66.1	66.1
56.1	88.2	99.2	88.2	88.2	88.2	88.2	88.2	66.1	66.1

Ust / 6.6 ft - ZX 640 -

Δ (ft)	82	98	115	131	148	164	180	197	213
248	220.5 209.4								
242.5	198.4	198.4	209.4	198.4	209.4	209.4			
237.2	187.4	187.4	187.4	187.4	187.4	187.4	187.4		
231.6	176.4	176.4	176.4	165.4	176.4	176.4	176.4	165.4	176.4
215.2	143.3	132.3	143.3	132.3	143.3	143.3	132.3	143.3	143.3
198.8	110.2	110.2	110.2	110.2	110.2	110.2	110.2	121.3	121.3
182.4	99.2	88.2	99.2	99.2	88.2	88.2	88.2	99.2	99.2
166	77.2	77.2	77.2	77.2	77.2	77.2	77.2	88.2	88.2
149.6	66.1	66.1	66.1	66.1	55.1	55.1	55.1	66.1	66.1
133.2	44.1	44.1	44.1	44.1	44.1	44.1	44.1	55.1	44.1
116.8	33.1	44.1	44.1	44.1	44.1	44.1	33.1	33.1	33.1
100.4	33.1	44.1	44.1	44.1	44.1	44.1	33.1	22.1	22.1
84	33.1	44.1	44.1	44.1	44.1	44.1	33.1	22.1	22.1
67.6	33.1	44.1	44.1	44.1	44.1	44.1	33.1	22.1	22.1

Load curves



(ft)			72	82	89	98	105	115	121	131	138	148	154	164	171	180	187	197	203	213	ft
AVAIL	11 USt	5.5 USt																			
213	10 → 75	137 - 148	11	10	9.1	8.1	7.5	6.8	6.4	5.8	5.5	5.5	5.2	4.8	4.6	4.3	4.1	3.8	3.7	3.5	USt
	10 → 79	141 - 151	11	10.6	9.7	8.6	7.9	7.1	6.6	6	5.6	5.5	5.4	5	4.8	4.5	4.3	4	3.9	3.7	USt P+
197	10 → 79	145 - 155	11	10.6	9.7	8.7	8.1	7.3	6.8	6.2	5.9	5.5	5.5	5.1	4.9	4.6	4.4	4.1			USt
	10 → 83	148 - 158	11	11	10.2	9.1	8.4	7.5	7	6.4	6	5.5	5.5	5.3	5.1	4.7	4.5	4.3			USt P+
180	10 → 79	145 - 157	11	10.6	9.7	8.6	8	7.2	6.8	6.2	5.9	5.5	5.5	5.2	5	4.7					USt
	10 → 84	156 - 168	11	11	10.4	9.2	8.6	7.8	7.3	6.7	6.4	5.9	5.6	5.5	5.4	5.1					USt P+
164	10 → 79	142 - 152	11	10.5	9.6	8.5	7.9	7.1	6.6	6	5.7	5.5	5.4	5.1							USt
	10 → 82	152 - 164	11	10.9	10.1	9	8.4	7.6	7.2	6.6	6.2	5.7	5.5	5.5							USt P+
148	10 → 79	143 - 148	11	10.5	9.6	8.5	7.9	7.1	6.7	6.1	5.7	5.5									USt
	10 → 82		11	11	10.2	9.1	8.5	7.7	7.2	6.6	6.3	5.8									USt P+
131	10 → 81		11	10.9	10.1	9	8.3	7.5	7.1	6.5											USt
	10 → 86		11	11	10.6	9.5	8.9	8	7.6	6.9											USt P+
115	10 → 79		11	10.6	9.7	8.7	8.1	7.3													USt
	10 → 84		11	11	10.4	9.3	8.6	7.8													USt P+
98	10 → 82		11	11	10.1	9															USt
	10 → 86		11	11	10.7	9.5															USt P+
82	10 → 81		11	10.9																	USt
	10 → 82		11	10.9																	USt P+

$$U_{jib} = U_{c-jib} - 0.5 \text{ USt max.}$$

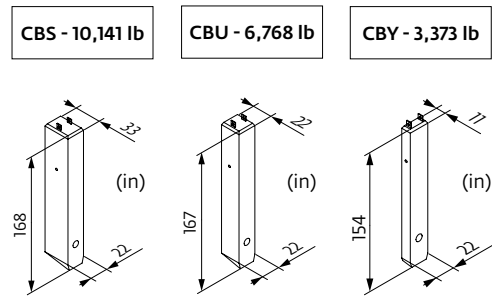


(ft)			72	82	89	98	105	115	121	131	138	148	154	164	171	180	187	197	203	213	ft
AVAIL	11 USt	5.5 USt																			
213	8 → 75	139 - 139	11	10	9.2	8.2	7.6	6.9	6.4	5.9	5.6	5.2	4.9	4.5	4.3	4	3.8	3.5	3.3	3.1	USt
	8 → 80	142 - 143	11	10.7	9.8	8.6	8	7.2	6.7	6.1	5.7	5.3	5	4.7	4.5	4.2	4	3.7	3.5	3.3	USt P+
197	8 → 80	147 - 148	11	10.7	9.8	8.7	8.1	7.3	6.9	6.3	5.9	5.5	5.2	4.8	4.6	4.2	4	3.8			USt
	8 → 83	149 - 151	11	11	10.3	9.2	8.4	7.6	7.1	6.5	6.1	5.6	5.4	5	4.7	4.4	4.2	4			USt P+
180	8 → 79	147 - 151	11	10.6	9.8	8.7	8.1	7.3	6.9	6.3	5.9	5.5	5.3	5	4.7	4.4					USt
	8 → 84	158 - 161	11	11	10.4	9.3	8.7	7.9	7.4	6.8	6.4	6	5.7	5.4	5.2	4.8					USt P+
164	8 → 79	143 - 146	11	10.6	9.7	8.6	8	7.2	6.7	6.1	5.8	5.4	5.2	4.8							USt
	8 → 82	154 - 157	11	11	10.2	9.1	8.5	7.7	7.2	6.6	6.3	5.8	5.5	5.3							USt P+
148	8 → 79	144 - 148	11	10.6	9.7	8.6	8	7.2	6.7	6.2	5.8	5.5									USt
	8 → 83		11	11	10.3	9.2	8.6	7.8	7.3	6.7	6.3	5.9									USt P+
131	8 → 82		11	11	10.1	9	8.4	7.6	7.1	6.5											USt
	8 → 86		11	11	10.7	9.6	8.9	8.1	7.6	7											USt P+
115	8 → 80		11	10.7	9.8	8.8	8.1	7.4													USt
	8 → 84		11	11	10.5	9.4	8.7	7.9													USt P+
98	8 → 83		11	11	10.2	9.1															USt
	8 → 87		11	11	10.8	9.6															USt P+
82	8 → 81		11	10.9																	USt
	8 → 82		11	11																	USt P+





$$U_{jib} = U_{c-jib} - 0.14 \text{ USt max.}$$

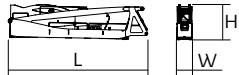

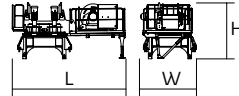

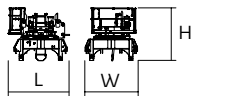



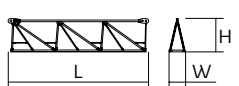

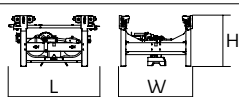

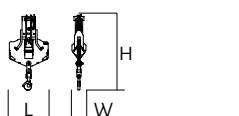

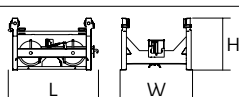

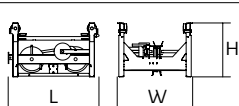


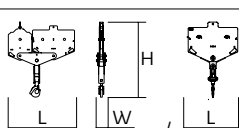


Jib weight & counter-jib ballast

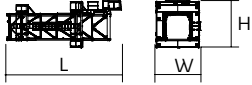



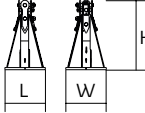
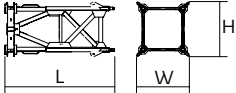

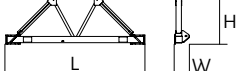


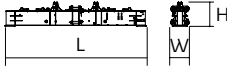
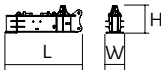
AVAIL	(lb) (+/- 5%)								
				10,141 lb	3,373 lb		6,768 lb	3,373 lb	
213 ft	27,472	26,863	27,672	5	1	54,079	7	2	54,123
197 ft	26,978	26,369	27,179	5	1	54,079	7	2	54,123
180 ft	26,131	25,589	26,288	5	0	50,706	7	1	50,750
164 ft	24,273	23,731	24,429	4	1	43,938	6	1	43,982
148 ft	24,588	24,046	24,745	4	1	43,938	6	1	43,982
131 ft	22,800	22,258	22,957	4	0	40,565	6	0	40,609
115 ft	22,536	21,993	22,692	3	2	37,170	5	1	37,214
98 ft	20,435	19,892	20,591	3	1	33,797	5	0	33,841
82 ft	19,268	18,726	19,425	3	0	30,424	4	1	30,446



Dimensions and weight

Slewing crane part:  213 ft -  50 LVF  x 6  x 6

Slewing crane part			L (ft)	W (ft)	H (ft)	lb (+/- 5%)
Counter-jib		Ⓐ Ⓑ	36.1 36.1	3.8 3.8	8.1 8.1	19,213 18,629
Cab mast + cab		Ultra View	16.1	7.3	8.2	11,684
Towerhead + Hoisting winch (+ rope)		 6.6 ft 50 LVF	16.9	8.2	9.1	18,993
Towerhead		 6.6 ft	9.3	8.1	8.1	11,684
Hoisting winch (+ rope)		90 HPL™	14	7.5	7.6	9,680
Jib section		① 6 DVF	35.5	5.6	9	7,959
Jib section		② ④ ⑤ ⑥	33.8 33.5 33.6 33.4	3.9 3.9 3.9 3.9	7.9 7.8 6.9 6	5,335 3,439 2,723 1,753
Jib section		③ ⑦ ⑧	17.3 16.7 16.7	3.9 3.9 3.9	7.8 5 4.6	2,116 683 485
Trolley		 11 USt	6.1	5	3.4	882
Pulley block		 11 USt	3.3	1.4	6.6	694
Trolley		 11 USt	5.2	5	3.2	463
Trolley		 11 USt  5.5 USt	5.6 6.1	5 5	3.4 3.2	540 520
Pulley block		 11 USt  5.5 USt	5.4 3.6	0.7 0.5	5.6 4.9	717 430

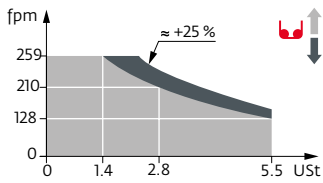
Crane tower			L (ft)	W (ft)	H (ft)	lb (+/- 5%)
Telescopic cage T 61		□ 6.6 ft	35.5	13.6	14.7	21,385
K 649B KM 649E KRM 6410B		□ 6.6 ft	33.6 33.8 33.6	6.8 6.7 6.9	6.7 6.7 6.8	11,663 10,692 15,653
KR 649A KRMT 649A K 649A KMT 649A		□ 6.6 ft	17.2 17.2 17.2 17.2	6.9 6.9 6.8 6.8	6.8 6.8 6.7 6.7	7,165 6,724 6,184 5,666
KRMT 649C		□ 6.6 ft	11.7	6.9	6.8	5,401
Fixing angles		P 63A / P 800B	2.5	2.5	4.2	1,025
Basic mast unit		V 60A V 63A	16.4 32.9	7.9 7.9	7.9 7.9	10,494 16,887
Struts		V 60A V 63A	14.8 14.8	1 1.1	1 1.1	1,036 1,235
Half-bearer		V 60A V 63A	22 22	2.3 2.3	7.6 7.6	4,057 4,101
Cross girder		ZD 640	22.2	1	4.7	7,055
1/2 Cross girder		ZD 640	10.8	1.9	4.7	2,976
Cross girder		ZX 640	30	3.9	5.1	15,168
1/2 Cross girder		ZX 640	14.3	3.3	5.1	7,319

Mechanisms

480 V - 60 Hz											hp	kW			
	50 LVF 25 Optima	fpm	128	161	210	259	66	84	108	130	50	37	1,827 ft		
		USt	5.5	4.1	2.8	1.4	11	8.3	5.5	3.2					
	90 HPL™ 25	fpm	213	279	392	518	707	110	146	203	271	353	90	66	3,136 ft
		USt	5.5	4.1	2.8	1.4	0.4	11	8.3	5.5	2.8	1.3			
	6 DVF 4 Optima	fpm	0 → 164 (11 USt) 0 → 328 (6.6 USt) 0 → 394 (3.3 USt)									5.5	4		
	RVF 162 Optima+	rpm	0 → 0.9									2 x 7.5	2 x 5.5		

	IEC 60204-32		kVA
480 V (+6% -10%) 60 Hz		50 LVF: 58 → 38 kVA	
		90 HPL™: 90 → 54 kVA	

50 LVF 25 Optima



These mast combinations meet the EN 14439 and ASME B30.3-2016 specifications for "out of service" wind conditions, provided the illustrated wind speed matches required design wind speed for the location of the tower crane. The "out of service" design wind speed was determined in accordance with ASCE 7-10, Figure 26.5-1A. The wind velocity, used for this configuration was 98 mph (158 kph), which represents a nominal design 3-second wind gust at 33 ft (10 m) above ground for Exposure B category. A factor of 0.85 was applied to the 700-year ultimate design wind speed of 115 mph (185 kph), per ASCE 37-02, with the assumption that this crane is considered a temporary structure used during a construction period of 2 years or less.

- Jib elevation
- Standard equipment
- Options
- Potain Plus function: Plus load curves
- Hook heights with Plus load curves
- Reactions in service
- Reactions out of service
- Total ballast weight
- Jib weight
- Lorry 44 ft
- Container High Cube 40 ft, and/or Flat Rack 20 ft
- Hoisting
- Trolleying
- Slewing
- Travelling
- Required power
- Power Control Function: wind speeds adapted to the available power
- Consult us

This commercial document is not legally binding. For any technical information, please refer to the corresponding instructions.

