POTAIN®

MD 569

ASME B30.3-2025

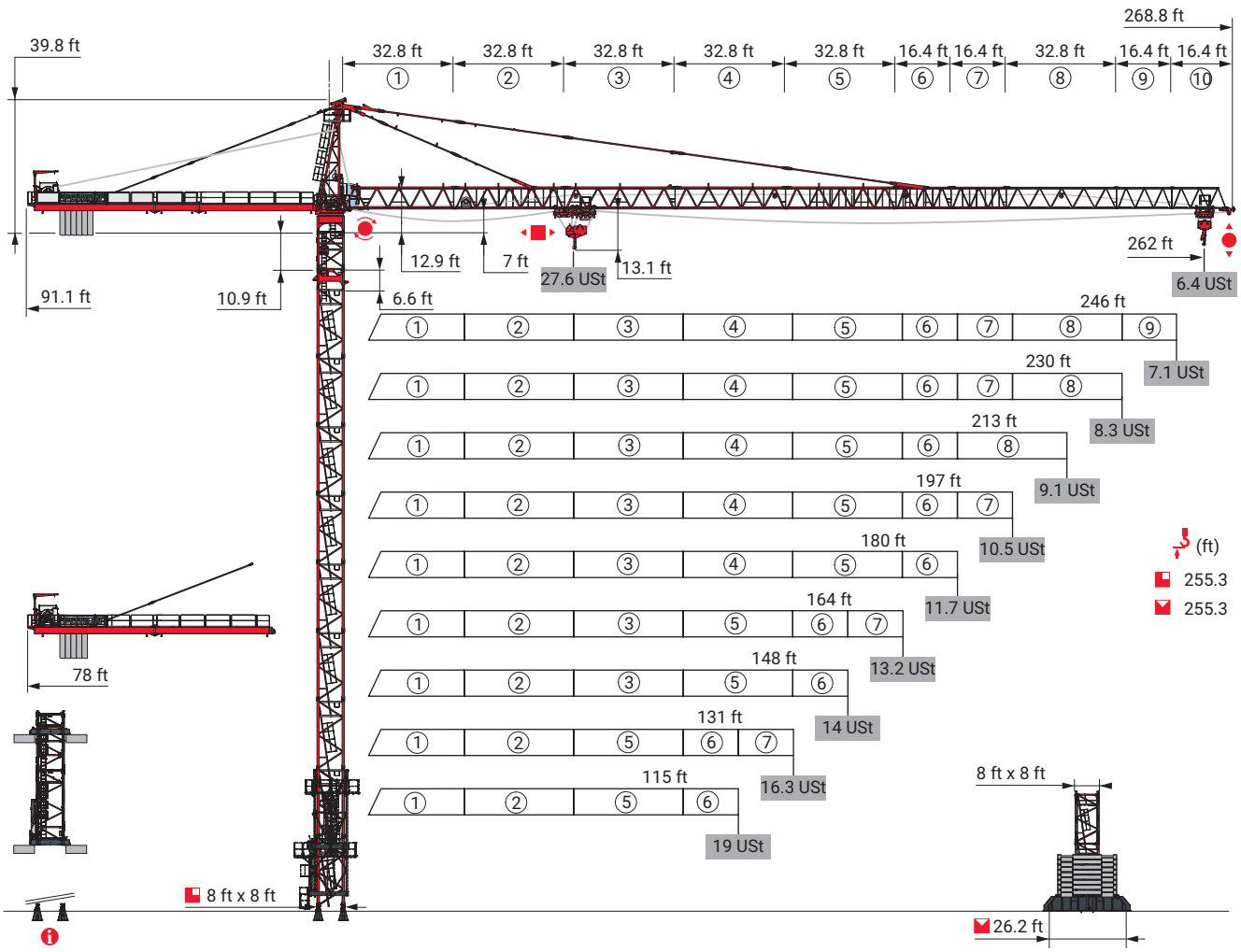

Potain Plus

Power Control

Top Site

Anti-collision systems

Automatic Rotation Control

Values have been rounded.

Mast - Reactions

8 ft - P 800C

(ft)		115	131	148	164	180	197	213	230	246	262
(ft)		184.1	184.1	178.8	184.1	178.8	178.8	178.8	178.8	178.8	178.8
/P+ (ft)		184.1	184.1	178.8	184.1	178.8	178.8	178.8	178.8	178.8	178.8
10.9 ft		1	1	1	1	1	1	1	1	1	1
6.6 ft		1	1	1	1	1	1	1	1	1	1
10.9 ft		2	2	0	2	0	0	0	0	0	0
16.4 ft		9	9	10	9	10	10	10	10	10	10
F2 (USt)	●	265	265	273	265	278	274	275	274	273	275
	■	238	240	211	251	216	223	217	227	226	227
F3 (USt)	●	195	193	199	189	202	197	197	193	191	192
	■	169	169	137	175	140	146	139	147	144	143

8 ft - P 854A

(ft)		115	131	148	164	180	197	213	230	246	262
(ft)		255.3	255.3	244.4	255.3	244.4	249.7	244.4	249.7	249.7	249.7
/P+ (ft)		255.3	255.3	244.4	255.3	244.4	249.7	244.4	249.7	249.7	249.7
10.9 ft		1	1	1	1	1	1	1	1	1	1
6.6 ft		1	1	1	1	1	1	1	1	1	1
10.9 ft		1	1	0	1	0	2	0	2	2	2
16.4 ft		14	14	14	14	14	13	14	13	13	13
F2 (USt)	●	348	350	352	360	362	364	354	363	361	365
	■	527	530	481	545	507	537	483	533	526	528
F3 (USt)	●	251	251	262	256	267	269	261	266	265	267
	■	443	445	391	455	413	442	390	436	429	430

8 ft - ZY 800 -

(ft)		115	131	148	164	180	197	213	230	246	262
(ft)		177.8	177.8	172.2	183.1	172.2	177.8	172.2	177.8	172.2	172.2
/P+ (ft)		177.8	177.8	172.2	183.1	172.2	177.8	172.2	177.8	172.2	172.2
10.9 ft		1	1	1	1	1	1	1	1	1	1
6.6 ft		1	1	1	1	1	1	1	1	1	1
10.9 ft		1	1	2	0	2	1	2	1	2	2
16.4 ft		9	9	8	10	8	9	8	9	8	8
F1 (USt)	●	136	137	138	142	140	141	137	142	141	142
	■	122	123	118	132	120	127	118	129	125	126

8 ft - ZY 854 -

(ft)		115	131	148	164	180	197	213	230	246	262
(ft)		255.3	255.3	249.7	255.3	244.1	249.7	244.1	249.7	249.7	249.7
/P+ (ft)		255.3	255.3	249.7	255.3	244.1	249.7	244.1	249.7	249.7	249.7
10.9 ft		1	1	1	1	1	1	1	1	1	1
6.6 ft		1	1	1	1	1	1	1	1	1	1
10.9 ft		2	2	0	2	1	0	1	0	0	0
16.4 ft		13	13	14	13	13	14	13	14	14	14
F1 (USt)	●	196	194	193	202	192	192	190	193	192	193
	■	277	279	261	286	260	270	250	270	266	265

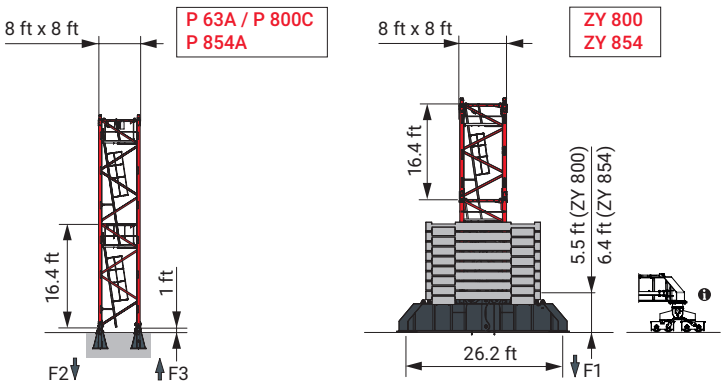

Other mast compositions - Please consult us.

Motorized accesses: adapted mast composition, base ballast and reactions.

Anchorages

Base ballast

(USt) / 8 ft - ZY 800 -

(ft)	115	131	148	164	180	197	213	230	246	262
183.1				119.1						
177.8	119.1	119.1		105.8		119.1		119.1		
172.2	119.1	119.1	119.1	105.8	119.1	105.8	105.8	105.8	119.1	119.1
155.8	105.8	92.6	92.6	79.4	105.8	105.8	105.8	105.8	105.8	105.8
139.4	79.4	79.4	79.4	66.1	92.6	92.6	92.6	92.6	105.8	105.8
123	66.1	66.1	66.1	66.1	92.6	92.6	92.6	92.6	92.6	92.6
106.6	66.1	52.9	52.9	52.9	79.4	79.4	79.4	92.6	92.6	92.6
90.2	66.1	52.9	52.9	52.9	79.4	79.4	79.4	79.4	79.4	92.6
73.8	66.1	52.9	52.9	52.9	79.4	79.4	79.4	79.4	79.4	92.6

(USt) / 8 ft - ZY 854 -

(ft)	115	131	148	164	180	197	213	230	246	262
255.3	224.9	211.6		224.9						
249.7	211.6	211.6	211.6	198.4		198.4		198.4	198.4	198.4
244.1	198.4	198.4	198.4	185.2	198.4	198.4	198.4	185.2	185.2	185.2
227.7	172	172	172	158.7	172	172	172	158.7	158.7	158.7
211.3	158.7	145.5	158.7	145.5	145.5	145.5	145.5	132.3	132.3	132.3
194.9	132.3	132.3	132.3	119.1	132.3	119.1	132.3	119.1	119.1	119.1
178.5	119.1	105.8	119.1	105.8	105.8	105.8	105.8	105.8	105.8	105.8
162.1	92.6	92.6	92.6	79.4	92.6	92.6	92.6	92.6	105.8	105.8
145.7	79.4	79.4	79.4	66.1	92.6	92.6	92.6	92.6	92.6	92.6
129.3	66.1	66.1	66.1	52.9	79.4	79.4	79.4	79.4	92.6	92.6
112.9	52.9	52.9	52.9	52.9	79.4	79.4	79.4	79.4	79.4	79.4
96.5	52.9	39.7	39.7	52.9	79.4	79.4	79.4	79.4	79.4	79.4
80.1	52.9	39.7	39.7	39.7	66.1	66.1	66.1	66.1	79.4	79.4

Load curves

(ft)			56	66	82	89	98	115	121	131	148	154	164	180	187	197	213	220	230	236	246	253	262	ft
	27.6 USt	13.8 USt																						
262	12 → 68	121 - 133	27.6	27.6	22.2	20.3	17.8	14.7	13.8	13.8	12.2	11.5	10.7	9.6	9.2	8.6	7.8	7.5	7.1	6.8	6.5	6.2	5.9	USt
	12 → 70	126 - 138	27.6	27.6	23	21.1	18.6	15.4	14.4	13.8	12.8	12.2	11.3	10.1	9.7	9.1	8.3	8	7.5	7.3	6.9	6.7	6.4	USt P+
246	12 → 69	123 - 134	27.6	27.6	22.5	20.5	18.1	15	14	13.8	12.3	11.7	10.9	9.7	9.3	8.7	7.9	7.6	7.2	6.9	6.6	USt		
	12 → 71	128 - 140	27.6	27.6	23.4	21.4	18.9	15.8	14.7	13.8	13	12.4	11.5	10.3	9.9	9.3	8.4	8.1	7.7	7.5	7.1	USt P+		
230	12 → 72	130 - 140	27.6	27.6	23.8	21.8	19.2	16	14.9	13.8	13	12.4	11.5	10.3	9.9	9.3	8.4	8.1	7.7	USt				
	12 → 75	136 - 148	27.6	27.6	24.9	22.8	20.2	16.9	15.8	14.4	13.8	13.1	12.2	11	10.5	9.9	9	8.7	8.3	USt P+				
213	12 → 73	130 - 141	27.6	27.6	23.9	21.9	19.3	16.1	15	13.8	13.1	12.4	11.6	10.3	9.9	9.3	8.5	USt						
	12 → 76	137 - 149	27.6	27.6	25.1	23	20.4	17	15.9	14.5	13.8	13.2	12.3	11.1	10.6	10	9.1	USt P+						
197	12 → 76	135 - 147	27.6	27.6	25.1	22.9	20.3	16.9	15.8	14.3	13.7	13	12.1	10.8	10.4	9.8	USt							
	12 → 79	143 - 155	27.6	27.6	26.4	24.2	21.4	17.9	16.8	15.3	13.8	13.8	13	11.6	11.2	10.5	USt P+							
180	12 → 76	136 - 148	27.6	27.6	25.2	23	20.3	16.9	15.8	14.4	13.7	13.1	12.2	10.9	USt									
	12 → 79	144 - 156	27.6	27.6	26.6	24.3	21.6	18	16.9	15.4	13.8	13.8	13.1	11.7	USt P+									
164	12 → 76	136 - 148	27.6	27.6	25.2	23.1	20.4	17	15.9	14.4	13.8	13.1	12.2	USt										
	12 → 80	145 - 157	27.6	27.6	26.7	24.5	21.7	18.2	17	15.5	13.8	13.8	13.2	USt P+										
148	12 → 76	136 - 148	27.6	27.6	25.2	23	20.4	16.9	15.8	14.4	13.8	USt												
	12 → 80	145 - 148	27.6	27.6	26.8	24.5	21.8	18.2	17.1	15.5	13.8	USt P+												
131	12 → 76		27.6	27.6	25.4	23.2	20.5	17.1	16	14.5	USt													
	12 → 81		27.6	27.6	27	24.8	22	18.4	17.3	15.7	USt P+													
115	12 → 76		27.6	27.6	25.4	23.2	20.5	17.1	USt															
	12 → 81		27.6	27.6	27	24.9	22.1	18.5	USt P+															

= - 1.59 USt max.

(ft)			56	66	82	89	98	115	121	131	148	154	164	180	187	197	213	220	230	236	246	253	262	ft
	27.6 USt	13.8 USt																						
262	9 → 70	127 - 129	27.6	27.6	23	21.1	18.6	15.5	14.5	13.5	11.7	11.1	10.3	9.1	8.7	8.2	7.3	7.1	6.6	6.4	6	5.8	5.5	USt
	9 → 72	132 - 135	27.6	27.6	23.8	21.8	19.4	16.2	15.2	13.8	12.4	11.7	10.9	9.7	9.3	8.7	7.9	7.5	7.1	6.9	6.5	6.3	6	USt P+
246	9 → 71	128 - 130	27.6	27.6	23.2	21.2	18.8	15.7	14.7	13.7	11.9	11.3	10.4	9.3	8.9	8.3	7.5	7.2	6.8	6.5	6.2	USt		
	9 → 73	133 - 136	27.6	27.6	24.1	22.1	19.6	16.4	15.4	14.1	12.6	11.9	11.1	9.9	9.5	8.9	8	7.7	7.3	7	6.7	USt P+		
230	9 → 74	134 - 137	27.6	27.6	24.4	22.4	19.8	16.6	15.5	14.1	12.6	12	11.1	9.9	9.5	8.9	8	7.7	7.3	USt				
	9 → 76	141 - 144	27.6	27.6	25.5	23.4	20.8	17.4	16.4	15	13.4	12.7	11.8	10.6	10.1	9.5	8.6	8.3	7.9	USt P+				
213	9 → 74	134 - 138	27.6	27.6	24.5	22.5	19.9	16.6	15.6	14.2	12.7	12	11.2	9.9	9.5	8.9	8	USt						
	9 → 77	142 - 145	27.6	27.6	25.7	23.6	20.9	17.6	16.5	15.1	13.5	12.8	11.9	10.6	10.2	9.6	8.7	USt P+						
197	9 → 77	140 - 143	27.6	27.6	25.6	23.5	20.8	17.4	16.3	14.9	13.3	12.6	11.7	10.4	10	9.4	USt							
	9 → 80	148 - 151	27.6	27.6	26.9	24.7	22	18.5	17.4	15.9	13.8	13.5	12.6	11.2	10.8	10.1	USt P+							
180	9 → 77	140 - 143	27.6	27.6	25.7	23.6	20.9	17.5	16.4	14.9	13.3	12.7	11.8	10.5	USt									
	9 → 81	149 - 152	27.6	27.6	27.1	24.9	22.2	18.6	17.5	16	13.9	13.6	12.6	11.3	USt P+									
164	9 → 77	141 - 144	27.6	27.6	25.8	23.7	21	17.6	16.4	15	13.4	12.7	11.8	USt										
	9 → 81	150 - 153	27.6	27.6	27.3	25.1	22.3	18.8	17.6	16.1	14	13.7	12.7	USt P+										
148	9 → 77	141 - 144	27.6	27.6	25.8	23.6	20.9	17.5	16.4	15	13.3	USt												
	9 → 81		27.6	27.6	27.3	25.1	22.3	18.8	17.6	16.1	14	USt P+												
131	9 → 78		27.6	27.6	26	23.8	21.1	17.7	16.6	15.1	USt													
	9 → 82		27.6	27.6	27.6	25.4	22.6	19	17.8	16.3	USt P+													
115	9 → 78		27.6	27.6	25.9	23.8	21.1	17.6	USt															
	9 → 82		27.6	27.6	27.6	25.5	22.7	19	USt P+															

= - 0.38 USt max.

Jib weight and counter-jib ballast

	(lb) (+/- 5%)		132 HPL™			180 HPL™ GH		
			13,228 lb	8,818 lb	(lb)	13,228 lb	8,818 lb	(lb)
262 ft	56,516	57,596	6	0	79,366	4	2	70,548
246 ft	55,413	56,493	5	1	74,957	3	3	66,139
230 ft	54,201	55,281	5	1	74,957	2	4	61,729
213 ft	51,809	52,889	5	0	66,139	1	5	57,320
197 ft	51,136	52,216	5	0	66,139	2	3	52,911
180 ft	48,744	49,824	4	1	61,729	1	4	48,502
164 ft	45,040	46,121	5	0	66,139	2	3	52,911
148 ft	42,659	43,740	4	1	61,729	2	3	52,911
131 ft	38,592	39,672	2	3	52,911	1	3	39,683
115 ft	36,211	37,291	1	4	48,502	0	4	35,274

CBC - 13,228 lb

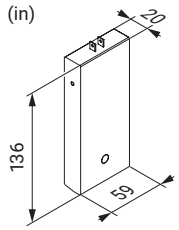

CBD - 8,818 lb

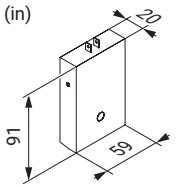

Dimensions and weight

Slewing crane part - 262 ft - 132 HPL™

x 14
x 10

Slewing crane part			L (ft)	W (ft)	H (ft)	lb (+/- 5%)
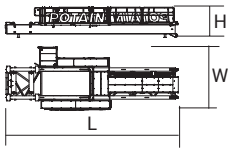	Counter-jib		38.4	13.5	6.4	14,308
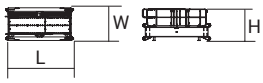			13.8	6.6	6.4	4,365
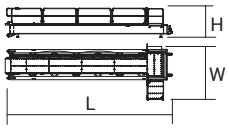			36.2	11.7	6.8	10,858
		132 HPL™ 180 HPL™ GH	16.5 18.5	11 10.8	5.5 6.4	1,323 3,541
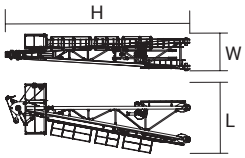	Cathead		11.6	6.5	32.3	18,221
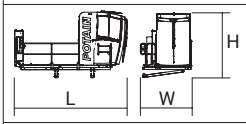	Cab	Ultra View	16.4	8.2	9.1	4,134
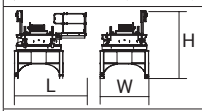	Towerhead	8 ft	12.1	9.5	12.7	24,670
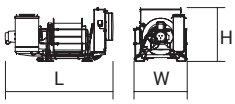	Hoisting winch (+ rope)	132 HPL™ 180 HPL™ GH	12.4 15.8	6.1 6.3	6.2 6.5	11,387 19,279
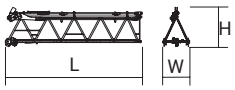	Jib section	① ② 10 DVF ③ ④ ⑤ ⑧	34 33.9 33.6 33.6 33.6 33.5	6.2 6.2 6.2 6.2 6.2 6.2	8.3 7.7 7.9 7.6 7.6 6.6	11,188 10,439 6,625 6,096 6,250 3,064
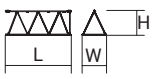	Jib section	⑥ ⑦ ⑨ ⑩	17.5 17.2 17 16.7	6.2 6.2 6.2 6.2	7.4 6.7 6.5 6.5	3,792 2,381 1,213 1,102
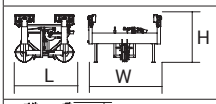	Trolley	27.6 USt	5.9	7.4	4.7	1,676
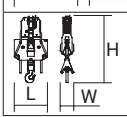	Pulley block	27.6 USt	3.9	1.4	7.8	1,874

			L (ft)	W (ft)	H (ft)	lb (+/- 5%)
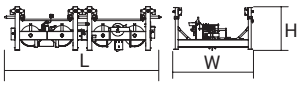	Trolley	27.6 USt	13.5	7.2	3.8	2,635
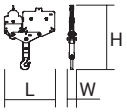	Pulley block	27.6 USt	6	1.1	7.7	1,995
Crane Tower						
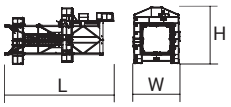	T 851	8 ft	36.7	15.9	19	34,723
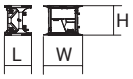	K 84/K 84-2	8 ft	7.3	10.6	8.2	6,724
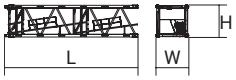	KRM 849B K 85/KR 84B2 KM 850.10B KM 850.14B K 85/KR 84A2 KMT 850.10A KMT 850.14A K 849A KMT 849A KR 849A KRMT 849A KRMT 849C KMT 850.10C	8 ft	33.6 33.6 33.9 33.9 17.2 17.5 17.5 17.2 17.2 17.2 17.2 11.7 12	8.4 8.3 8.3 8.3 8.3 8.3 8.3 8.3 8.4 8.3 8.4 8.4 8.4	8.3 8.2 8.2 8.2 8.2 8.2 8.2 8.2 8.3 8.2 8.3 8.3 8.2	17,196 21,242 22,201 24,670 12,236 12,015 13,206 7,496 6,945 9,458 9,017 7,066 9,326
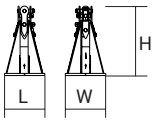	Fixing angles	P 63A / P 800C P 854A	2.5 3	2.5 3	4.2 4.9	1,025 2,072
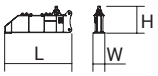	1/2 Cross girder	ZY 800 ZY 854	18.6 18.7	3.2 3.2	6.3 7.4	10,406 14,176
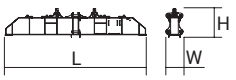	Cross girder	ZY 800 ZY 854	39.2 39	4.6 4.7	6.3 7.4	22,212 30,865

Mechanisms

480 V - 60 Hz													hp	kW	
	132 HPL™ 63	fpm	133	172	243	363	502	67	87	125	185	251	132	98	2,815 ft
		USt	13.8	10.4	6.9	3.4	1.1	27.6	20.7	13.8	6.9	2.9			
	180 HPL™ 63 GH	fpm	179	220	289	438	640	90	112	149	238	320	180	132	3,937 ft
		USt	13.8	10.4	6.9	3.4	0.9	27.6	20.7	13.8	6.9	3.3			
	10 DVF 10 Optima	fpm	0 → 217 (27.6 USt)		0 → 262 (22 USt)		0 → 328 (13.8 USt)		0 → 361 (6.9 USt)				10	7.4	
	RVF 173 Optima+	rpm	0 → 0.8										3 x 10	3 x 7.5	

IEC 60204-32	kVA
480 V (+6% -10%) 60 Hz	132 HPL™: 142 → 90 kVA 180 HPL™ GH: 181 → 109 kVA

The reactions and mast compositions presented in this data sheet meet the specifications of EN 14439:2025 and ASME B30.3-2025 standards.
The “out of service” wind profile is determined in accordance with ASCE 7-22 and ASCE 37-25 specifications as follow:
The “standard” design wind is determined from an ultimate reference wind speed of 115 mph (185 kph) corresponding to an average recurrence interval of 700 years, calculated for an Exposure C category, and combined with a 0.85 reduction factor based on the assumption that the crane is considered as a temporary construction structure used for 2 years or less.
As a result, this “standard” wind profile is covered by the EN 14439:2025 C25 wind profile, which is used to determine all technical data provided in this document.

- Standard equipment
- Options
- Potain Plus function: Plus load curves
- Hook heights with Plus load curves
- Reactions in service
- Reactions out of service
- Total ballast weight
- Jib weight
- Lorry 44 ft
- Container High Cube 40 ft, and/or Flat Rack 20 ft
- Hoisting
- Trolleying
- Slewing
- Travelling
- Required power
- Power Control Function: winch speeds adapted to the available power
- Consult us

This commercial document is not legally binding. For any technical information, please refer to the corresponding instructions.

© 2026 The Manitowoc Company, Inc.
Ref. 02D_ASMEB30.3_MD569_2016_19-12
MD 569

manitowoc.com