

Liftcrane Boom Capacities With Luffing Jib Attached

Boom No. B60:500


Luffing Jib No. LJ10:501

with Mast No. M10:503 or Mast No. M11:503

135 100 kg VPC (Variable Position Counterweight)

360 Degree Rating

MLC300 VPC-MAX SERIES 1

 **LIFTING CAPACITIES:** Lifting capacities for various boom lengths, luffing jib lengths, boom-to-luffing jib angles, and boom operating radii are for freely suspended loads and may be based on percent of static tipping or strength of structural components. Capacities must be reduced by applicable deducts.

Weight of all load blocks, hooks, weight ball, slings, hoist lines, etc., beneath boom point sheaves, is considered part of main boom load. Weight of luffing jib and 5 000 kg suspended beneath luffing jib point sheaves have been included in capacity determination. Boom is not to be lowered beyond radii where combined weights are greater than rated capacity. Where no capacity is shown, operation is not intended or approved.

OPERATING CONDITIONS: Machine to operate on a firm, level, and uniformly supporting surface. Supporting surface and bearing turntable are to be level within a tolerance of 13 mm in 3 m. During operation, luffing jib must be maintained at proper boom-to-luffing jib angle shown in table. Refer to Luffing Jib Rigging **No. 81023384**, Mast Rigging **No. 81025690** or **No. 84045340**, Wire Rope Specification chart **No. 9568-A**, Counterweight Arrangement chart **No. 9345-A**, Luffing Jib Raising Procedure chart **No. 9502-AM**, and Wind Conditions chart **No. 9501-A**. Crane operator judgment must be used to allow for dynamic load effects of swinging, hoisting or lowering, travel, wind conditions, as well as adverse operating conditions and physical machine depreciation. Refer to the Operator Manual for operating guidelines.

MACHINE TRAVEL: Machine to travel on a firm, level, and uniformly supporting surface. Boom and luffing jib must be within angle range shown in capacity chart. Refer to Maximum Allowable Travel Specification chart **No. 9500-A**.



OPERATING RADIUS: Operating radius is horizontal distance from axis of rotation to center of vertical hoist line or load block.



BOOM ANGLE: Boom angle in degrees (°) is angle between horizontal and centerline of boom butt and inserts, and is an indication of operating radius. In all cases, operating radius shall govern capacity.


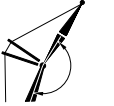


BOOM POINT ELEVATION: Boom point elevation is vertical distance from ground level to centerline of boom point shaft.

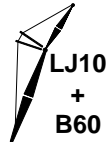
MACHINE EQUIPMENT: Machine equipped with VPC-MAX, 9 700 mm crawlers, 1 219 mm or 1 524 mm treads, 9 144 mm live mast, 30,0 m mast, 10 part boom hoist reeving, boom support straps, 14 part luffing jib hoist reeving, luffing jib and backstay support straps, and 135 100 kg VPC.

Select counterweight position from Luffing Jib Raising Procedure chart **No. 9502-AM** that will allow raising and lowering of boom and luffing jib length. Counterweight position selection may be changed with luffing jib on ground or while luffing jib is within operating range of capacity chart.

Consult Chart **No. 9499-AM** for luffing jib capacities.

Luffing Jib Position During Operation	
 Luffing Jib Length Meters	 Boom-to-Luffing Jib Angle Degrees
24,0 - 30,0	140
36,0 - 48,0	155
54,0 - 96,0	169

Explanation of Symbols



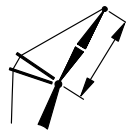
Luffing Jib No. LJ10:501
+
Boom No. B60:500



VPC (Variable Position Counterweight)



360 Degree Rating



Luffing Jib Length



Boom-to-Luffing Jib Angle



Boom Length

REFERENCE ONLY!

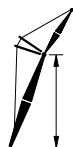
Explanation of Symbols
(continued)



Operating Radius
(see page 1)



Boom Angle
(see page 1)



Boom Point Elevation
(see page 1)



Counterweight Position
from Axis of Rotation

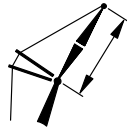
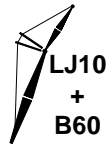


Lifting Capacities
(see page 1)

REFERENCE ONLY!

MLC300 VPC-MAX S-1

ASME B30.5



24,0 m




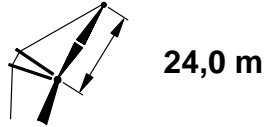
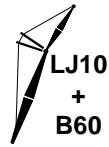
140°

42,0 m				
m	°	m	kg	kg
6,7	84,4	43,9	266 700	266 700
7,0	84,0	43,8	266 700	266 700
8,0	82,6	43,7	266 700	266 700
9,0	81,2	43,5	262 200	266 700
10,0	79,8	43,3	229 900	264 900
12,0	77,0	42,9	176 600	247 200
14,0	74,2	42,3	140 700	198 700
16,0	71,3	41,6	114 600	161 200
18,0	68,4	40,8	94 500	133 600
20,0	65,4	39,9	78 900	112 800
22,0	62,3	38,9	66 500	96 800
24,0	59,1	37,7	56 200	83 700
26,0	55,8	36,3	47 600	72 900
28,0	52,4	34,8	40 400	64 100
30,0	48,8	33,1	34 100	56 500
32,0	45,0	31,1	28 600	49 900

48,0 m				
m	°	m	kg	kg
7,3	84,4	49,8	246 800	246 800
8,0	83,5	49,8	246 800	246 800
9,0	82,3	49,6	246 800	246 800
10,0	81,1	49,4	230 600	246 800
12,0	78,7	49,0	177 100	238 000
14,0	76,2	48,5	141 100	199 300
16,0	73,7	48,0	114 900	161 700
18,0	71,2	47,3	94 800	134 000
20,0	68,7	46,5	79 100	113 200
22,0	66,1	45,6	66 600	97 100
24,0	63,4	44,6	56 300	83 900
26,0	60,6	43,5	47 600	73 100
28,0	57,8	42,2	40 300	64 200
30,0	54,9	40,8	34 000	56 500
32,0	51,9	39,3	28 500	49 900
34,0	48,7	37,6	23 800	44 300
36,0	45,4	35,6	19 500	39 300
38,0	41,9	33,4	15 800	34 900

MLC300 VPC-MAX S-1

ASME B30.5

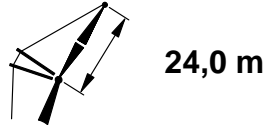
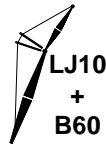


54,0 m				
m	°	m	10,6 m kg	14,6 m kg
7,3	85,0	55,9	224 100	224 100
8,0	84,3	55,8	224 100	224 100
9,0	83,2	55,7	224 100	224 100
10,0	82,1	55,5	222 300	224 100
12,0	80,0	55,2	177 900	222 300
14,0	77,8	54,7	141 700	200 100
16,0	75,6	54,2	115 500	162 400
18,0	73,4	53,6	95 300	134 600
20,0	71,1	52,9	79 600	113 700
22,0	68,9	52,2	67 100	97 500
24,0	66,6	51,3	56 700	84 400
26,0	64,2	50,3	48 000	73 500
28,0	61,8	49,3	40 700	64 600
30,0	59,3	48,1	34 400	56 900
32,0	56,8	46,8	28 900	50 300
34,0	54,2	45,4	24 100	44 600
36,0	51,5	43,8	19 800	39 600
38,0	48,7	42,0	16 000	35 100
40,0	45,7	40,1	12 700	31 200
42,0	42,6	38,0	9 600	27 700

60,0 m				
m	°	m	10,6 m kg	14,6 m kg
7,9	84,9	61,8	201 900	201 900
8,0	84,8	61,9	201 900	201 900
9,0	83,9	61,7	201 900	201 900
10,0	82,9	61,6	201 900	201 900
12,0	81,0	61,3	177 700	201 900
14,0	79,0	60,9	141 500	196 800
16,0	77,1	60,4	115 200	162 400
18,0	75,1	59,9	95 000	134 600
20,0	73,1	59,3	79 200	113 600
22,0	71,1	58,6	66 700	97 400
24,0	69,0	57,8	56 300	84 200
26,0	67,0	57,0	47 500	73 300
28,0	64,9	56,1	40 200	64 300
30,0	62,7	55,0	33 900	56 600
32,0	60,5	53,9	28 300	50 000
34,0	58,3	52,7	23 500	44 300
36,0	56,0	51,3	19 300	39 200
38,0	53,6	49,9	15 400	34 800
40,0	51,2	48,3	12 000	30 800
42,0	48,6	46,5	9 000	27 300
44,0	46,0	44,6	6 200	24 100
46,0	43,2	42,5		21 200

MLC300 VPC-MAX S-1

ASME B30.5


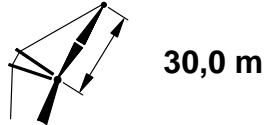
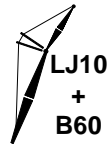


66,0 m				
			10,6 m	14,6 m
m	°	m	kg	kg
8,5	84,8	67,8	181 000	181 000
9,0	84,4	67,8	181 000	181 000
10,0	83,6	67,6	181 000	181 000
12,0	81,8	67,3	176 100	181 000
14,0	80,0	67,0	141 800	179 200
16,0	78,3	66,6	115 400	162 700
18,0	76,5	66,1	95 100	134 800
20,0	74,7	65,5	79 400	113 800
22,0	72,9	64,9	66 800	97 600
24,0	71,0	64,2	56 400	84 400
26,0	69,2	63,5	47 600	73 400
28,0	67,3	62,6	40 300	64 400
30,0	65,4	61,7	33 900	56 700
32,0	63,4	60,7	28 400	50 100
34,0	61,5	59,6	23 600	44 400
36,0	59,4	58,5	19 300	39 300
38,0	57,4	57,2	15 400	34 800
40,0	55,3	55,8	12 000	30 900
42,0	53,1	54,3	9 000	27 300
44,0	50,9	52,7	6 200	24 100
46,0	48,6	50,9		21 200
48,0	46,2	49,0		18 600
50,0	43,7	47,0		16 100

72,0 m				
			10,6 m	14,6 m
m	°	m	kg	kg
9,1	84,8	73,8	160 400	160 400
10,0	84,1	73,7	160 400	160 400
12,0	82,5	73,4	159 500	159 500
14,0	80,9	73,1	141 200	154 400
16,0	79,3	72,7	114 800	149 000
18,0	77,6	72,3	94 500	133 900
20,0	76,0	71,8	78 700	113 500
22,0	74,3	71,2	66 100	97 200
24,0	72,7	70,6	55 600	83 900
26,0	71,0	69,9	46 800	73 000
28,0	69,3	69,1	39 500	64 000
30,0	67,6	68,3	33 100	56 200
32,0	65,8	67,4	27 500	49 500
34,0	64,1	66,4	22 700	43 800
36,0	62,3	65,4	18 400	38 800
38,0	60,4	64,3	14 600	34 300
40,0	58,6	63,0	11 200	30 300
42,0	56,7	61,7	8 100	26 700
44,0	54,7	60,3	5 300	23 500
46,0	52,7	58,8		20 600
48,0	50,7	57,2		17 900
50,0	48,5	55,4		15 500
52,0	46,4	53,5		13 300
54,0	44,1	51,5		11 200
56,0	41,7	49,3		9 200

MLC300 VPC-MAX S-1

ASME B30.5

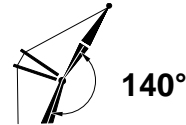
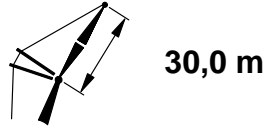
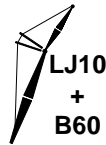


42,0 m				
m	°	m	kg	kg
6,7	84,4	43,9	263 600	263 600
7,0	84,0	43,8	263 600	263 600
8,0	82,6	43,7	263 500	263 500
9,0	81,2	43,5	253 900	263 500
10,0	79,8	43,3	220 700	261 400
12,0	77,0	42,9	168 600	241 700
14,0	74,2	42,3	133 500	192 500
16,0	71,3	41,6	108 100	155 700
18,0	68,4	40,8	88 500	128 600
20,0	65,4	39,9	73 300	108 200
22,0	62,3	38,9	61 200	92 500
24,0	59,1	37,7	51 200	79 700
26,0	55,8	36,3	42 700	69 100
28,0	52,4	34,8	35 700	60 400
30,0	48,8	33,1	29 700	53 000
32,0	45,0	31,1	24 400	46 600

48,0 m				
m	°	m	kg	kg
7,3	84,4	49,8	242 200	242 200
8,0	83,5	49,8	242 100	242 100
9,0	82,3	49,6	242 100	242 100
10,0	81,1	49,4	221 600	242 100
12,0	78,7	49,0	169 300	235 200
14,0	76,2	48,5	134 100	193 300
16,0	73,7	48,0	108 500	156 400
18,0	71,2	47,3	88 900	129 100
20,0	68,7	46,5	73 600	108 700
22,0	66,1	45,6	61 400	92 800
24,0	63,4	44,6	51 300	80 000
26,0	60,6	43,5	42 900	69 300
28,0	57,8	42,2	35 800	60 600
30,0	54,9	40,8	29 700	53 100
32,0	51,9	39,3	24 300	46 600
34,0	48,7	37,6	19 700	41 100
36,0	45,4	35,6	15 600	36 200
38,0	41,9	33,4	11 900	31 900

MLC300 VPC-MAX S-1

ASME B30.5


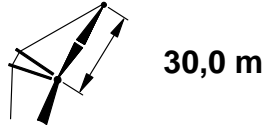
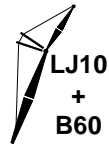


54,0 m				
m	°	m	kg	kg
7,3	85,0	55,9	219 900	219 900
8,0	84,3	55,8	219 900	219 900
9,0	83,2	55,7	219 900	219 900
10,0	82,1	55,5	216 300	219 900
12,0	80,0	55,2	170 200	219 900
14,0	77,8	54,7	134 900	194 200
16,0	75,6	54,2	109 300	157 100
18,0	73,4	53,6	89 600	129 800
20,0	71,1	52,9	74 200	109 300
22,0	68,9	52,2	62 000	93 400
24,0	66,6	51,3	51 900	80 500
26,0	64,2	50,3	43 400	69 800
28,0	61,8	49,3	36 300	61 100
30,0	59,3	48,1	30 100	53 500
32,0	56,8	46,8	24 700	47 000
34,0	54,2	45,4	20 100	41 500
36,0	51,5	43,8	16 000	36 600
38,0	48,7	42,0	12 300	32 200
40,0	45,7	40,1	9 000	28 400
42,0	42,6	38,0	6 000	24 900

60,0 m				
m	°	m	kg	kg
7,9	84,9	61,8	198 200	198 200
8,0	84,8	61,9	198 200	198 200
9,0	83,9	61,7	198 200	198 200
10,0	82,9	61,6	198 200	198 200
12,0	81,0	61,3	170 200	198 200
14,0	79,0	60,9	134 800	192 800
16,0	77,1	60,4	109 100	157 200
18,0	75,1	59,9	89 300	129 900
20,0	73,1	59,3	73 900	109 300
22,0	71,1	58,6	61 700	93 300
24,0	69,0	57,8	51 500	80 400
26,0	67,0	57,0	43 000	69 700
28,0	64,9	56,1	35 800	60 900
30,0	62,7	55,0	29 700	53 300
32,0	60,5	53,9	24 200	46 800
34,0	58,3	52,7	19 600	41 200
36,0	56,0	51,3	15 400	36 300
38,0	53,6	49,9	11 700	31 900
40,0	51,2	48,3	8 400	28 000
42,0	48,6	46,5		24 500
44,0	46,0	44,6		21 400
46,0	43,2	42,5		18 600

MLC300 VPC-MAX S-1

ASME B30.5

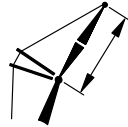
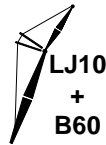


66,0 m				
m	°	m	kg	kg
8,5	84,8	67,8	177 500	177 600
9,0	84,4	67,8	177 500	177 600
10,0	83,6	67,6	177 500	177 600
12,0	81,8	67,3	169 900	177 600
14,0	80,0	67,0	135 100	174 800
16,0	78,3	66,6	109 300	157 600
18,0	76,5	66,1	89 500	130 200
20,0	74,7	65,5	74 100	109 600
22,0	72,9	64,9	61 900	93 600
24,0	71,0	64,2	51 700	80 600
26,0	69,2	63,5	43 100	69 900
28,0	67,3	62,6	36 000	61 000
30,0	65,4	61,7	29 800	53 500
32,0	63,4	60,7	24 300	46 900
34,0	61,5	59,6	19 700	41 300
36,0	59,4	58,5	15 500	36 400
38,0	57,4	57,2	11 800	32 000
40,0	55,3	55,8	8 500	28 100
42,0	53,1	54,3	5 500	24 600
44,0	50,9	52,7		21 500
46,0	48,6	50,9		18 600
48,0	46,2	49,0		16 000
50,0	43,7	47,0		13 700

72,0 m				
m	°	m	kg	kg
9,1	84,8	73,8	158 000	158 000
10,0	84,1	73,7	158 000	158 000
12,0	82,5	73,4	155 500	155 500
14,0	80,9	73,1	134 600	150 300
16,0	79,3	72,7	108 800	144 900
18,0	77,6	72,3	89 000	129 500
20,0	76,0	71,8	73 500	109 200
22,0	74,3	71,2	61 200	93 200
24,0	72,7	70,6	51 000	80 200
26,0	71,0	69,9	42 400	69 400
28,0	69,3	69,1	35 200	60 600
30,0	67,6	68,3	29 000	53 000
32,0	65,8	67,4	23 600	46 400
34,0	64,1	66,4	18 900	40 800
36,0	62,3	65,4	14 700	35 900
38,0	60,4	64,3	11 000	31 400
40,0	58,6	63,0	7 600	27 500
42,0	56,7	61,7		24 100
44,0	54,7	60,3		20 900
46,0	52,7	58,8		18 000
48,0	50,7	57,2		15 400
50,0	48,5	55,4		13 000
52,0	46,4	53,5		10 800
54,0	44,1	51,5		8 500
56,0	41,7	49,3		6 200

MLC300 VPC-MAX S-1

ASME B30.5



36,0 m




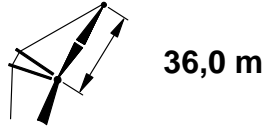
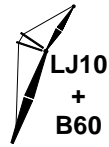
155°

42,0 m				
m	°	m	kg	kg
6,7	84,4	43,9	264 000	264 000
7,0	84,0	43,8	263 900	263 900
8,0	82,6	43,7	263 600	263 600
9,0	81,2	43,5	256 100	263 400
10,0	79,8	43,3	222 900	261 600
12,0	77,0	42,9	169 600	242 400
14,0	74,2	42,3	133 700	192 800
16,0	71,3	41,6	107 600	155 400
18,0	68,4	40,8	87 600	127 900
20,0	65,4	39,9	71 900	107 200
22,0	62,3	38,9	59 500	91 200
24,0	59,1	37,7	49 200	78 100
26,0	55,8	36,3	40 600	67 400
28,0	52,4	34,8	33 400	58 600
30,0	48,8	33,1	27 100	51 000
32,0	45,0	31,1	21 600	44 400
34,0	40,9	28,8	16 900	38 800
36,0	36,3	26,2	12 700	33 900
38,0	31,2	23,0	9 000	29 500

48,0 m				
m	°	m	kg	kg
7,3	84,4	49,8	242 200	242 200
8,0	83,5	49,8	242 000	242 000
9,0	82,3	49,6	241 900	241 900
10,0	81,1	49,4	224 200	241 900
12,0	78,7	49,0	170 600	236 100
14,0	76,2	48,5	134 600	193 900
16,0	73,7	48,0	108 500	156 400
18,0	71,2	47,3	88 300	128 800
20,0	68,7	46,5	72 700	108 000
22,0	66,1	45,6	60 200	91 900
24,0	63,4	44,6	49 800	78 800
26,0	60,6	43,5	41 200	68 000
28,0	57,8	42,2	33 900	59 100
30,0	54,9	40,8	27 600	51 500
32,0	51,9	39,3	22 100	44 900
34,0	48,7	37,6	17 300	39 300
36,0	45,4	35,6	13 100	34 300
38,0	41,9	33,4	9 300	29 900
40,0	38,0	30,9		26 000
42,0	33,8	28,0		22 500
44,0	29,1	24,6		19 300

MLC300 VPC-MAX S-1

ASME B30.5


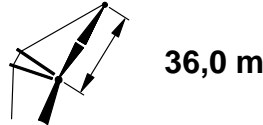
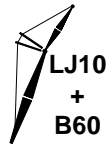


54,0 m				
m	°	m	10,6 m kg	14,6 m kg
7,3	85,0	55,9	219 700	219 700
8,0	84,3	55,8	219 600	219 600
9,0	83,2	55,7	219 600	219 600
10,0	82,1	55,5	217 200	219 600
12,0	80,0	55,2	171 800	219 600
14,0	77,8	54,7	135 700	195 100
16,0	75,6	54,2	109 500	157 400
18,0	73,4	53,6	89 300	129 700
20,0	71,1	52,9	73 600	108 900
22,0	68,9	52,2	61 100	92 800
24,0	66,6	51,3	50 700	79 600
26,0	64,2	50,3	42 000	68 800
28,0	61,8	49,3	34 700	59 900
30,0	59,3	48,1	28 400	52 200
32,0	56,8	46,8	22 900	45 600
34,0	54,2	45,4	18 100	40 000
36,0	51,5	43,8	13 900	35 000
38,0	48,7	42,0	10 100	30 500
40,0	45,7	40,1	6 700	26 600
42,0	42,6	38,0		23 100
44,0	39,3	35,6		19 900
46,0	35,7	32,8		17 000
48,0	31,8	29,7		14 400
50,0	27,3	26,0		12 000

60,0 m				
m	°	m	10,6 m kg	14,6 m kg
7,9	84,9	61,8	197 600	197 600
8,0	84,8	61,9	197 600	197 600
9,0	83,9	61,7	197 600	197 600
10,0	82,9	61,6	197 600	197 600
12,0	81,0	61,3	172 000	197 600
14,0	79,0	60,9	135 800	192 500
16,0	77,1	60,4	109 500	157 800
18,0	75,1	59,9	89 300	130 000
20,0	73,1	59,3	73 600	109 100
22,0	71,1	58,6	61 000	92 900
24,0	69,0	57,8	50 600	79 700
26,0	67,0	57,0	41 900	68 900
28,0	64,9	56,1	34 600	59 900
30,0	62,7	55,0	28 200	52 200
32,0	60,5	53,9	22 700	45 600
34,0	58,3	52,7	17 900	39 900
36,0	56,0	51,3	13 600	34 900
38,0	53,6	49,9	9 800	30 400
40,0	51,2	48,3	6 400	26 500
42,0	48,6	46,5		23 000
44,0	46,0	44,6		19 700
46,0	43,2	42,5		16 900
48,0	40,3	40,2		14 200
50,0	37,2	37,6		11 800
52,0	33,8	34,7		9 600
54,0	30,1	31,3		7 100

MLC300 VPC-MAX S-1

ASME B30.5

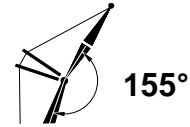
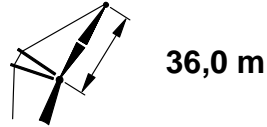
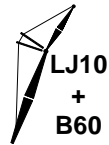


66,0 m				
m	°	m	kg	kg
8,5	84,8	67,8	176 800	176 800
9,0	84,4	67,8	176 800	176 800
10,0	83,6	67,6	176 800	176 800
12,0	81,8	67,3	171 000	176 800
14,0	80,0	67,0	136 300	175 200
16,0	78,3	66,6	110 000	158 300
18,0	76,5	66,1	89 800	130 500
20,0	74,7	65,5	74 000	109 500
22,0	72,9	64,9	61 400	93 300
24,0	71,0	64,2	51 000	80 100
26,0	69,2	63,5	42 300	69 200
28,0	67,3	62,6	34 900	60 300
30,0	65,4	61,7	28 600	52 600
32,0	63,4	60,7	23 000	45 900
34,0	61,5	59,6	18 200	40 200
36,0	59,4	58,5	14 000	35 200
38,0	57,4	57,2	10 100	30 700
40,0	55,3	55,8	6 700	26 800
42,0	53,1	54,3		23 200
44,0	50,9	52,7		20 000
46,0	48,6	50,9		17 100
48,0	46,2	49,0		14 500
50,0	43,7	47,0		12 100
52,0	41,0	44,7		9 700
54,0	38,3	42,2		7 200

72,0 m				
m	°	m	kg	kg
9,1	84,8	73,8	156 200	156 200
10,0	84,1	73,7	156 200	156 200
12,0	82,5	73,4	155 500	155 500
14,0	80,9	73,1	136 000	150 500
16,0	79,3	72,7	109 600	145 100
18,0	77,6	72,3	89 300	129 800
20,0	76,0	71,8	73 500	109 400
22,0	74,3	71,2	60 900	93 100
24,0	72,7	70,6	50 500	79 900
26,0	71,0	69,9	41 700	69 000
28,0	69,3	69,1	34 400	60 000
30,0	67,6	68,3	28 000	52 300
32,0	65,8	67,4	22 400	45 600
34,0	64,1	66,4	17 600	39 900
36,0	62,3	65,4	13 300	34 800
38,0	60,4	64,3	9 500	30 300
40,0	58,6	63,0		26 400
42,0	56,7	61,7		22 800
44,0	54,7	60,3		19 600
46,0	52,7	58,8		16 700
48,0	50,7	57,2		14 000
50,0	48,5	55,4		11 600
52,0	46,4	53,5		8 900
54,0	44,1	51,5		6 400

MLC300 VPC-MAX S-1

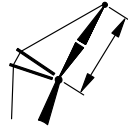
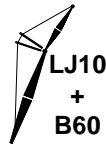
ASME B30.5



 78,0 m				
 m	 °	 m	 kg	 kg
9,8	84,7	79,8	126 500	126 500
10,0	84,6	79,7	126 500	126 500
12,0	83,1	79,5	126 500	126 500
14,0	81,6	79,2	125 000	126 300
16,0	80,1	78,8	109 800	124 600
18,0	78,6	78,4	89 400	122 800
20,0	77,1	78,0	73 600	109 600
22,0	75,6	77,5	61 000	93 300
24,0	74,0	76,9	50 500	80 000
26,0	72,5	76,2	41 700	69 100
28,0	71,0	75,6	34 300	60 000
30,0	69,4	74,8	27 900	52 300
32,0	67,8	74,0	22 400	45 600
34,0	66,2	73,1	17 500	39 900
36,0	64,6	72,2	13 200	34 800
38,0	62,9	71,1	9 400	30 300
40,0	61,2	70,0		26 400
42,0	59,5	68,9		22 800
44,0	57,8	67,6		19 600
46,0	56,0	66,3		16 600
48,0	54,2	64,8		14 000
50,0	52,4	63,3		11 400
52,0	50,5	61,7		8 700
54,0	48,5	59,9		6 200

MLC300 VPC-MAX S-1

ASME B30.5



42,0 m



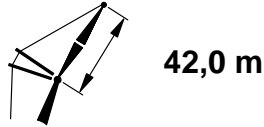
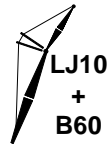
155°

42,0 m				
			10,6 m	14,6 m
m	°	m	kg	kg
6,7	84,4	43,9	259 100	259 100
7,0	84,0	43,8	258 900	258 900
8,0	82,6	43,7	258 500	258 500
9,0	81,2	43,5	248 200	258 200
10,0	79,8	43,3	214 700	257 000
12,0	77,0	42,9	162 200	237 000
14,0	74,2	42,3	127 000	187 000
16,0	71,3	41,6	101 300	150 200
18,0	68,4	40,8	81 700	123 000
20,0	65,4	39,9	66 300	102 600
22,0	62,3	38,9	54 200	86 800
24,0	59,1	37,7	44 100	74 000
26,0	55,8	36,3	35 600	63 400
28,0	52,4	34,8	28 500	54 700
30,0	48,8	33,1	22 400	47 300
32,0	45,0	31,1	17 100	40 800
34,0	40,9	28,8	12 500	35 300
36,0	36,3	26,2	8 400	30 500
38,0	31,2	23,0	4 800	26 200

48,0 m				
			10,6 m	14,6 m
m	°	m	kg	kg
7,3	84,4	49,8	237 700	237 700
8,0	83,5	49,8	237 500	237 500
9,0	82,3	49,6	237 300	237 300
10,0	81,1	49,4	216 200	237 200
12,0	78,7	49,0	163 600	231 600
14,0	76,2	48,5	128 200	188 400
16,0	73,7	48,0	102 400	151 400
18,0	71,2	47,3	82 700	124 100
20,0	68,7	46,5	67 300	103 600
22,0	66,1	45,6	55 100	87 700
24,0	63,4	44,6	44 900	74 800
26,0	60,6	43,5	36 400	64 200
28,0	57,8	42,2	29 200	55 400
30,0	54,9	40,8	23 100	47 900
32,0	51,9	39,3	17 700	41 500
34,0	48,7	37,6	13 000	35 900
36,0	45,4	35,6	8 900	31 000
38,0	41,9	33,4	5 200	26 700
40,0	38,0	30,9		22 900
42,0	33,8	28,0		19 500
44,0	29,1	24,6		16 400

MLC300 VPC-MAX S-1

ASME B30.5


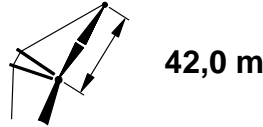
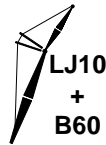


54,0 m				
m	°	m	kg	kg
7,3	85,0	55,9	215 600	215 600
8,0	84,3	55,8	215 500	215 500
9,0	83,2	55,7	215 500	215 500
10,0	82,1	55,5	211 600	215 400
12,0	80,0	55,2	164 900	215 400
14,0	77,8	54,7	129 400	189 700
16,0	75,6	54,2	103 600	152 500
18,0	73,4	53,6	83 800	125 200
20,0	71,1	52,9	68 400	104 600
22,0	68,9	52,2	56 100	88 700
24,0	66,6	51,3	45 900	75 800
26,0	64,2	50,3	37 400	65 100
28,0	61,8	49,3	30 200	56 300
30,0	59,3	48,1	24 000	48 800
32,0	56,8	46,8	18 600	42 300
34,0	54,2	45,4	14 000	36 700
36,0	51,5	43,8	9 800	31 800
38,0	48,7	42,0	6 100	27 400
40,0	45,7	40,1		23 600
42,0	42,6	38,0		20 100
44,0	39,3	35,6		17 000
46,0	35,7	32,8		14 200
48,0	31,8	29,7		11 600
50,0	27,3	26,0		9 100

60,0 m				
m	°	m	kg	kg
7,9	84,9	61,8	193 900	193 900
8,0	84,8	61,9	193 900	193 900
9,0	83,9	61,7	193 900	193 900
10,0	82,9	61,6	193 900	193 900
12,0	81,0	61,3	165 300	193 900
14,0	79,0	60,9	129 700	188 500
16,0	77,1	60,4	103 800	153 000
18,0	75,1	59,9	84 000	125 600
20,0	73,1	59,3	68 500	104 900
22,0	71,1	58,6	56 200	89 000
24,0	69,0	57,8	46 000	76 000
26,0	67,0	57,0	37 400	65 300
28,0	64,9	56,1	30 200	56 500
30,0	62,7	55,0	24 000	48 900
32,0	60,5	53,9	18 600	42 300
34,0	58,3	52,7	13 900	36 800
36,0	56,0	51,3	9 700	31 800
38,0	53,6	49,9	5 900	27 400
40,0	51,2	48,3		23 500
42,0	48,6	46,5		20 100
44,0	46,0	44,6		16 900
46,0	43,2	42,5		14 100
48,0	40,3	40,2		11 500
50,0	37,2	37,6		8 700

MLC300 VPC-MAX S-1

ASME B30.5

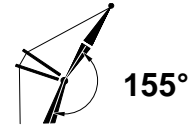
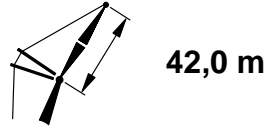
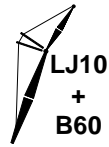


66,0 m				
m	°	m	kg	kg
8,5	84,8	67,8	173 300	173 300
9,0	84,4	67,8	173 300	173 300
10,0	83,6	67,6	173 300	173 300
12,0	81,8	67,3	165 400	173 300
14,0	80,0	67,0	130 300	171 000
16,0	78,3	66,6	104 400	153 700
18,0	76,5	66,1	84 500	126 200
20,0	74,7	65,5	69 000	105 500
22,0	72,9	64,9	56 700	89 500
24,0	71,0	64,2	46 500	76 500
26,0	69,2	63,5	37 900	65 800
28,0	67,3	62,6	30 700	56 900
30,0	65,4	61,7	24 400	49 300
32,0	63,4	60,7	19 000	42 800
34,0	61,5	59,6	14 300	37 200
36,0	59,4	58,5	10 100	32 200
38,0	57,4	57,2	6 300	27 800
40,0	55,3	55,8		23 900
42,0	53,1	54,3		20 400
44,0	50,9	52,7		17 200
46,0	48,6	50,9		14 400
48,0	46,2	49,0		11 700
50,0	43,7	47,0		8 900
52,0	41,0	44,7		6 300

72,0 m				
m	°	m	kg	kg
9,1	84,8	73,8	153 600	153 600
10,0	84,1	73,7	153 600	153 600
12,0	82,5	73,4	151 900	151 900
14,0	80,9	73,1	130 100	146 600
16,0	79,3	72,7	104 200	141 200
18,0	77,6	72,3	84 200	125 700
20,0	76,0	71,8	68 700	105 400
22,0	74,3	71,2	56 300	89 400
24,0	72,7	70,6	46 000	76 300
26,0	71,0	69,9	37 400	65 600
28,0	69,3	69,1	30 200	56 700
30,0	67,6	68,3	24 000	49 100
32,0	65,8	67,4	18 500	42 500
34,0	64,1	66,4	13 800	36 900
36,0	62,3	65,4	9 600	31 900
38,0	60,4	64,3	5 800	27 500
40,0	58,6	63,0		23 600
42,0	56,7	61,7		20 100
44,0	54,7	60,3		16 900
46,0	52,7	58,8		14 000
48,0	50,7	57,2		11 100
50,0	48,5	55,4		8 200

MLC300 VPC-MAX S-1

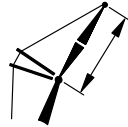
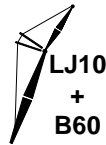
ASME B30.5



 m	 °	 m	 10,6 m kg	 14,6 m kg
9,8	84,7	79,8	123 900	123 900
10,0	84,6	79,7	123 900	123 900
12,0	83,1	79,5	123 900	123 900
14,0	81,6	79,2	121 800	123 500
16,0	80,1	78,8	104 400	120 900
18,0	78,6	78,4	84 400	119 000
20,0	77,1	78,0	68 800	105 700
22,0	75,6	77,5	56 400	89 600
24,0	74,0	76,9	46 100	76 500
26,0	72,5	76,2	37 500	65 700
28,0	71,0	75,6	30 300	56 800
30,0	69,4	74,8	24 000	49 200
32,0	67,8	74,0	18 500	42 600
34,0	66,2	73,1	13 800	37 000
36,0	64,6	72,2	9 600	32 000
38,0	62,9	71,1	5 800	27 500
40,0	61,2	70,0		23 600
42,0	59,5	68,9		20 100
44,0	57,8	67,6		16 900
46,0	56,0	66,3		14 000
48,0	54,2	64,8		10 900
50,0	52,4	63,3		8 000

MLC300 VPC-MAX S-1

ASME B30.5



48,0 m




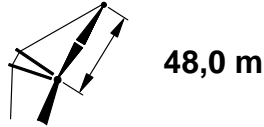
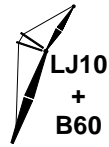
155°

42,0 m				
m	°	m	kg	kg
6,7	84,4	43,9	253 400	253 400
7,0	84,0	43,8	253 200	253 200
8,0	82,6	43,7	252 700	252 700
9,0	81,2	43,5	239 300	252 200
10,0	79,8	43,3	205 500	251 900
12,0	77,0	42,9	154 100	230 800
14,0	74,2	42,3	119 500	180 500
16,0	71,3	41,6	94 400	144 300
18,0	68,4	40,8	75 100	117 600
20,0	65,4	39,9	60 100	97 500
22,0	62,3	38,9	48 200	82 000
24,0	59,1	37,7	38 300	69 400
26,0	55,8	36,3	30 000	59 000
28,0	52,4	34,8	23 100	50 500
30,0	48,8	33,1	17 200	43 100
32,0	45,0	31,1	12 000	36 800
34,0	40,9	28,8	7 500	31 500
36,0	36,3	26,2		26 800
38,0	31,2	23,0		22 600

48,0 m				
m	°	m	kg	kg
7,3	84,4	49,8	232 600	232 600
8,0	83,5	49,8	232 400	232 400
9,0	82,3	49,6	232 100	232 100
10,0	81,1	49,4	207 200	231 900
12,0	78,7	49,0	155 600	226 000
14,0	76,2	48,5	120 900	182 100
16,0	73,7	48,0	95 700	145 700
18,0	71,2	47,3	76 400	118 900
20,0	68,7	46,5	61 300	98 700
22,0	66,1	45,6	49 300	83 100
24,0	63,4	44,6	39 400	70 400
26,0	60,6	43,5	31 100	60 000
28,0	57,8	42,2	24 100	51 400
30,0	54,9	40,8	18 100	44 000
32,0	51,9	39,3	12 800	37 600
34,0	48,7	37,6	8 300	32 200
36,0	45,4	35,6		27 400
38,0	41,9	33,4		23 200
40,0	38,0	30,9		19 400
42,0	33,8	28,0		16 100
44,0	29,1	24,6		13 100

MLC300 VPC-MAX S-1

ASME B30.5

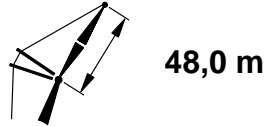
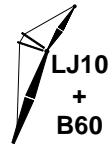


54,0 m				
m	°	m	10,6 m kg	14,6 m kg
7,3	85,0	55,9	211 100	211 100
8,0	84,3	55,8	210 900	210 900
9,0	83,2	55,7	210 800	210 800
10,0	82,1	55,5	205 300	210 700
12,0	80,0	55,2	157 200	210 600
14,0	77,8	54,7	122 400	183 600
16,0	75,6	54,2	97 100	147 100
18,0	73,4	53,6	77 700	120 200
20,0	71,1	52,9	62 600	99 900
22,0	68,9	52,2	50 600	84 300
24,0	66,6	51,3	40 600	71 500
26,0	64,2	50,3	32 300	61 000
28,0	61,8	49,3	25 300	52 400
30,0	59,3	48,1	19 200	45 000
32,0	56,8	46,8	13 900	38 600
34,0	54,2	45,4	9 400	33 100
36,0	51,5	43,8		28 300
38,0	48,7	42,0		24 000
40,0	45,7	40,1		20 200
42,0	42,6	38,0		16 800
44,0	39,3	35,6		13 800
46,0	35,7	32,8		11 000
48,0	31,8	29,7		8 000
50,0	27,3	26,0		5 200


60,0 m				
m	°	m	10,6 m kg	14,6 m kg
7,9	84,9	61,8	189 700	189 700
8,0	84,8	61,9	189 700	189 700
9,0	83,9	61,7	189 700	189 700
10,0	82,9	61,6	189 700	189 700
12,0	81,0	61,3	157 700	189 700
14,0	79,0	60,9	122 800	184 000
16,0	77,1	60,4	97 500	147 700
18,0	75,1	59,9	78 100	120 700
20,0	73,1	59,3	62 900	100 400
22,0	71,1	58,6	50 800	84 700
24,0	69,0	57,8	40 800	71 900
26,0	67,0	57,0	32 400	61 300
28,0	64,9	56,1	25 400	52 600
30,0	62,7	55,0	19 300	45 200
32,0	60,5	53,9	14 000	38 800
34,0	58,3	52,7	9 400	33 300
36,0	56,0	51,3		28 400
38,0	53,6	49,9		24 100
40,0	51,2	48,3		20 300
42,0	48,6	46,5		16 900
44,0	46,0	44,6		13 800
46,0	43,2	42,5		10 700
48,0	40,3	40,2		7 700

MLC300 VPC-MAX S-1

ASME B30.5



48,0 m




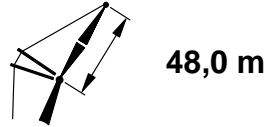
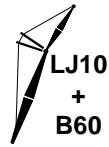
155°

66,0 m				
m	°	m	kg	kg
8,5	84,8	67,8	169 400	169 400
9,0	84,4	67,8	169 400	169 400
10,0	83,6	67,6	169 400	169 400
12,0	81,8	67,3	158 500	169 400
14,0	80,0	67,0	123 600	166 200
16,0	78,3	66,6	98 200	148 500
18,0	76,5	66,1	78 700	121 400
20,0	74,7	65,5	63 600	101 000
22,0	72,9	64,9	51 500	85 300
24,0	71,0	64,2	41 500	72 500
26,0	69,2	63,5	33 000	61 900
28,0	67,3	62,6	26 000	53 200
30,0	65,4	61,7	19 900	45 700
32,0	63,4	60,7	14 600	39 300
34,0	61,5	59,6	10 000	33 800
36,0	59,4	58,5	5 900	28 900
38,0	57,4	57,2		24 600
40,0	55,3	55,8		20 700
42,0	53,1	54,3		17 300
44,0	50,9	52,7		14 200
46,0	48,6	50,9		11 000
48,0	46,2	49,0		8 000
50,0	43,7	47,0		5 100

72,0 m				
m	°	m	kg	kg
9,1	84,8	73,8	150 200	150 200
10,0	84,1	73,7	150 200	150 200
12,0	82,5	73,4	147 400	147 400
14,0	80,9	73,1	123 500	142 100
16,0	79,3	72,7	98 100	136 600
18,0	77,6	72,3	78 500	121 100
20,0	76,0	71,8	63 300	101 100
22,0	74,3	71,2	51 200	85 300
24,0	72,7	70,6	41 200	72 400
26,0	71,0	69,9	32 700	61 800
28,0	69,3	69,1	25 700	53 100
30,0	67,6	68,3	19 500	45 600
32,0	65,8	67,4	14 200	39 100
34,0	64,1	66,4	9 600	33 600
36,0	62,3	65,4		28 700
38,0	60,4	64,3		24 300
40,0	58,6	63,0		20 500
42,0	56,7	61,7		17 100
44,0	54,7	60,3		13 800
46,0	52,7	58,8		10 400
48,0	50,7	57,2		7 400

MLC300 VPC-MAX S-1


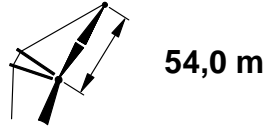
ASME B30.5



 m	 °	 m	 10,6 m kg	 14,6 m kg
9,8	84,7	79,8	120 800	120 800
10,0	84,6	79,7	120 800	120 800
12,0	83,1	79,5	120 800	120 800
14,0	81,6	79,2	118 200	120 200
16,0	80,1	78,8	98 500	116 600
18,0	78,6	78,4	78 800	114 800
20,0	77,1	78,0	63 600	101 400
22,0	75,6	77,5	51 400	85 600
24,0	74,0	76,9	41 300	72 700
26,0	72,5	76,2	32 900	62 000
28,0	71,0	75,6	25 800	53 300
30,0	69,4	74,8	19 600	45 800
32,0	67,8	74,0	14 300	39 300
34,0	66,2	73,1	9 600	33 700
36,0	64,6	72,2		28 800
38,0	62,9	71,1		24 500
40,0	61,2	70,0		20 600
42,0	59,5	68,9		17 200
44,0	57,8	67,6		13 700
46,0	56,0	66,3		10 300
48,0	54,2	64,8		7 300

MLC300 VPC-MAX S-1

ASME B30.5

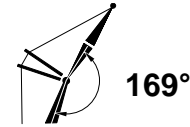
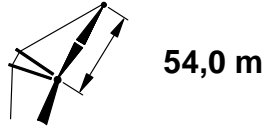
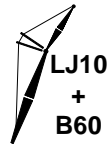


42,0 m				
m	°	m	kg	kg
6,7	84,4	43,9	259 300	259 300
7,0	84,0	43,8	259 000	259 000
8,0	82,6	43,7	258 200	258 200
9,0	81,2	43,5	250 900	257 400
10,0	79,8	43,3	217 000	256 300
12,0	77,0	42,9	162 300	236 600
14,0	74,2	42,3	125 400	186 100
16,0	71,3	41,6	98 700	148 200
18,0	68,4	40,8	78 100	120 200
20,0	65,4	39,9	62 000	99 200
22,0	62,3	38,9	49 300	83 000
24,0	59,1	37,7	38 700	69 800
26,0	55,8	36,3	29 700	58 800
28,0	52,4	34,8	22 300	49 900
30,0	48,8	33,1	15 800	42 100
32,0	45,0	31,1	10 200	35 500
34,0	40,9	28,8		29 700
36,0	36,3	26,2		24 700
38,0	31,2	23,0		20 200
40,0	25,2	19,1		16 200

48,0 m				
m	°	m	kg	kg
7,3	84,4	49,8	237 200	237 200
8,0	83,5	49,8	236 800	236 800
9,0	82,3	49,6	236 200	236 200
10,0	81,1	49,4	219 200	235 800
12,0	78,7	49,0	164 400	231 100
14,0	76,2	48,5	127 400	188 100
16,0	73,7	48,0	100 600	150 100
18,0	71,2	47,3	79 900	122 100
20,0	68,7	46,5	63 900	101 000
22,0	66,1	45,6	51 100	84 700
24,0	63,4	44,6	40 400	71 400
26,0	60,6	43,5	31 500	60 400
28,0	57,8	42,2	24 000	51 400
30,0	54,9	40,8	17 500	43 600
32,0	51,9	39,3	11 800	36 900
34,0	48,7	37,6	6 900	31 200
36,0	45,4	35,6		26 100
38,0	41,9	33,4		21 600
40,0	38,0	30,9		17 600
42,0	33,8	28,0		14 000
44,0	29,1	24,6		10 500
46,0	23,4	20,3		7 000

MLC300 VPC-MAX S-1

ASME B30.5

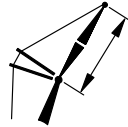
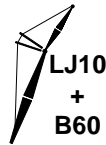


54,0 m				
m	°	m	kg	kg
7,3	85,0	55,9	214 600	214 600
8,0	84,3	55,8	214 300	214 300
9,0	83,2	55,7	214 000	214 000
10,0	82,1	55,5	211 900	213 800
12,0	80,0	55,2	166 300	213 400
14,0	77,8	54,7	129 300	190 000
16,0	75,6	54,2	102 400	151 800
18,0	73,4	53,6	81 800	123 700
20,0	71,1	52,9	65 600	102 600
22,0	68,9	52,2	52 800	86 200
24,0	66,6	51,3	42 200	72 900
26,0	64,2	50,3	33 200	61 900
28,0	61,8	49,3	25 700	52 900
30,0	59,3	48,1	19 200	45 100
32,0	56,8	46,8	13 600	38 400
34,0	54,2	45,4	8 600	32 600
36,0	51,5	43,8		27 500
38,0	48,7	42,0		23 000
40,0	45,7	40,1		19 000
42,0	42,6	38,0		15 400
44,0	39,3	35,6		12 000
46,0	35,7	32,8		8 500

60,0 m				
m	°	m	kg	kg
7,9	84,9	61,8	192 100	192 100
8,0	84,8	61,9	192 100	192 100
9,0	83,9	61,7	192 000	192 000
10,0	82,9	61,6	192 000	192 000
12,0	81,0	61,3	167 100	192 000
14,0	79,0	60,9	130 100	186 900
16,0	77,1	60,4	103 100	152 700
18,0	75,1	59,9	82 400	124 500
20,0	73,1	59,3	66 300	103 300
22,0	71,1	58,6	53 400	86 900
24,0	69,0	57,8	42 800	73 600
26,0	67,0	57,0	33 800	62 500
28,0	64,9	56,1	26 300	53 500
30,0	62,7	55,0	19 800	45 700
32,0	60,5	53,9	14 100	38 900
34,0	58,3	52,7	9 200	33 100
36,0	56,0	51,3		28 000
38,0	53,6	49,9		23 500
40,0	51,2	48,3		19 500
42,0	48,6	46,5		15 900
44,0	46,0	44,6		12 400
46,0	43,2	42,5		8 800

MLC300 VPC-MAX S-1

ASME B30.5



54,0 m




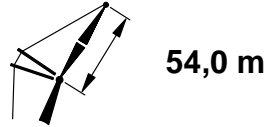
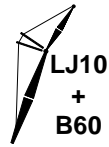
169°

66,0 m				
			10,6 m	14,6 m
m	°	m	kg	kg
8,5	84,8	67,8	170 900	170 900
9,0	84,4	67,8	170 900	170 900
10,0	83,6	67,6	170 900	170 900
12,0	81,8	67,3	166 100	170 900
14,0	80,0	67,0	131 100	169 200
16,0	78,3	66,6	104 100	153 300
18,0	76,5	66,1	83 400	125 500
20,0	74,7	65,5	67 200	104 300
22,0	72,9	64,9	54 400	87 800
24,0	71,0	64,2	43 700	74 400
26,0	69,2	63,5	34 700	63 400
28,0	67,3	62,6	27 200	54 300
30,0	65,4	61,7	20 700	46 500
32,0	63,4	60,7	15 000	39 700
34,0	61,5	59,6	10 100	33 900
36,0	59,4	58,5		28 800
38,0	57,4	57,2		24 300
40,0	55,3	55,8		20 300
42,0	53,1	54,3		16 600
44,0	50,9	52,7		13 200
46,0	48,6	50,9		9 600
48,0	46,2	49,0		6 300

72,0 m				
			10,6 m	14,6 m
m	°	m	kg	kg
9,1	84,8	73,8	148 700	148 700
10,0	84,1	73,7	148 700	148 700
12,0	82,5	73,4	148 700	148 700
14,0	80,9	73,1	131 200	144 500
16,0	79,3	72,7	104 200	139 000
18,0	77,6	72,3	83 400	124 900
20,0	76,0	71,8	67 200	104 500
22,0	74,3	71,2	54 400	88 000
24,0	72,7	70,6	43 700	74 600
26,0	71,0	69,9	34 700	63 500
28,0	69,3	69,1	27 100	54 400
30,0	67,6	68,3	20 600	46 500
32,0	65,8	67,4	14 900	39 800
34,0	64,1	66,4	10 000	34 000
36,0	62,3	65,4		28 800
38,0	60,4	64,3		24 300
40,0	58,6	63,0		20 300
42,0	56,7	61,7		16 600
44,0	54,7	60,3		12 900
46,0	52,7	58,8		9 400
48,0	50,7	57,2		6 100

MLC300 VPC-MAX S-1

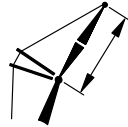
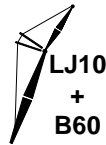
ASME B30.5



 m	 °	 m	 kg	 kg
9,8	84,7	79,8	119 200	119 200
10,0	84,6	79,7	119 200	119 200
12,0	83,1	79,5	119 200	119 200
14,0	81,6	79,2	118 200	119 200
16,0	80,1	78,8	104 800	118 400
18,0	78,6	78,4	83 900	116 600
20,0	77,1	78,0	67 700	105 000
22,0	75,6	77,5	54 800	88 500
24,0	74,0	76,9	44 000	75 000
26,0	72,5	76,2	35 000	63 900
28,0	71,0	75,6	27 500	54 800
30,0	69,4	74,8	20 900	46 900
32,0	67,8	74,0	15 200	40 100
34,0	66,2	73,1	10 300	34 300
36,0	64,6	72,2	5 900	29 200
38,0	62,9	71,1		24 600
40,0	61,2	70,0		20 600
42,0	59,5	68,9		16 900
44,0	57,8	67,6		13 100
46,0	56,0	66,3		9 500
48,0	54,2	64,8		6 300

MLC300 VPC-MAX S-1

ASME B30.5



60,0 m




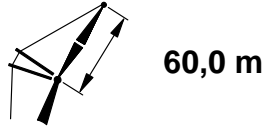
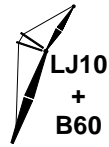
169°

42,0 m				
m	°	m	kg	kg
6,7	84,4	43,9	255 700	255 700
7,0	84,0	43,8	255 400	255 400
8,0	82,6	43,7	254 400	254 400
9,0	81,2	43,5	245 200	253 500
10,0	79,8	43,3	211 100	252 700
12,0	77,0	42,9	156 800	232 600
14,0	74,2	42,3	120 200	181 500
16,0	71,3	41,6	93 600	143 900
18,0	68,4	40,8	73 200	116 200
20,0	65,4	39,9	57 300	95 400
22,0	62,3	38,9	44 700	79 300
24,0	59,1	37,7	34 100	66 100
26,0	55,8	36,3	25 300	55 300
28,0	52,4	34,8	17 900	46 400
30,0	48,8	33,1	11 500	38 700
32,0	45,0	31,1	5 900	32 100
34,0	40,9	28,8		26 500
36,0	36,3	26,2		21 500
38,0	31,2	23,0		17 000
40,0	25,2	19,1		13 000

48,0 m				
m	°	m	kg	kg
7,3	84,4	49,8	233 800	233 800
8,0	83,5	49,8	233 400	233 400
9,0	82,3	49,6	232 700	232 700
10,0	81,1	49,4	213 600	232 200
12,0	78,7	49,0	159 100	227 400
14,0	76,2	48,5	122 500	183 900
16,0	73,7	48,0	95 900	146 100
18,0	71,2	47,3	75 400	118 300
20,0	68,7	46,5	59 400	97 400
22,0	66,1	45,6	46 800	81 200
24,0	63,4	44,6	36 200	68 000
26,0	60,6	43,5	27 300	57 100
28,0	57,8	42,2	19 900	48 100
30,0	54,9	40,8	13 500	40 500
32,0	51,9	39,3	7 900	33 800
34,0	48,7	37,6		28 100
36,0	45,4	35,6		23 100
38,0	41,9	33,4		18 600
40,0	38,0	30,9		14 600
42,0	33,8	28,0		10 700
44,0	29,1	24,6		6 800

MLC300 VPC-MAX S-1

ASME B30.5

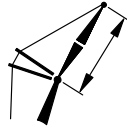
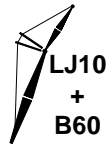


54,0 m				
m	°	m	10,6 m kg	14,6 m kg
7,3	85,0	55,9	211 500	211 500
8,0	84,3	55,8	211 200	211 200
9,0	83,2	55,7	210 800	210 800
10,0	82,1	55,5	207 800	210 500
12,0	80,0	55,2	161 300	210 000
14,0	77,8	54,7	124 600	186 000
16,0	75,6	54,2	98 000	148 100
18,0	73,4	53,6	77 500	120 200
20,0	71,1	52,9	61 500	99 200
22,0	68,9	52,2	48 800	82 900
24,0	66,6	51,3	38 200	69 700
26,0	64,2	50,3	29 300	58 800
28,0	61,8	49,3	21 900	49 800
30,0	59,3	48,1	15 500	42 100
32,0	56,8	46,8	9 800	35 400
34,0	54,2	45,4		29 700
36,0	51,5	43,8		24 700
38,0	48,7	42,0		20 200
40,0	45,7	40,1		16 200
42,0	42,6	38,0		12 400
44,0	39,3	35,6		8 500

60,0 m				
m	°	m	10,6 m kg	14,6 m kg
7,9	84,9	61,8	189 200	189 200
8,0	84,8	61,9	189 200	189 200
9,0	83,9	61,7	189 000	189 000
10,0	82,9	61,6	188 900	188 900
12,0	81,0	61,3	162 400	188 900
14,0	79,0	60,9	125 600	183 700
16,0	77,1	60,4	98 900	149 100
18,0	75,1	59,9	78 300	121 100
20,0	73,1	59,3	62 300	100 100
22,0	71,1	58,6	49 600	83 800
24,0	69,0	57,8	39 000	70 500
26,0	67,0	57,0	30 100	59 600
28,0	64,9	56,1	22 700	50 600
30,0	62,7	55,0	16 200	42 800
32,0	60,5	53,9	10 600	36 100
34,0	58,3	52,7		30 400
36,0	56,0	51,3		25 300
38,0	53,6	49,9		20 800
40,0	51,2	48,3		16 900
42,0	48,6	46,5		13 000
44,0	46,0	44,6		9 000

MLC300 VPC-MAX S-1

ASME B30.5



60,0 m




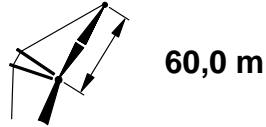
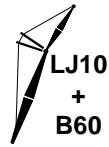
169°

66,0 m				
m	°	m	kg	kg
8,5	84,8	67,8	168 100	168 100
9,0	84,4	67,8	168 100	168 100
10,0	83,6	67,6	168 100	168 100
12,0	81,8	67,3	162 000	168 100
14,0	80,0	67,0	126 800	166 000
16,0	78,3	66,6	100 000	150 000
18,0	76,5	66,1	79 500	122 300
20,0	74,7	65,5	63 400	101 100
22,0	72,9	64,9	50 700	84 800
24,0	71,0	64,2	40 100	71 500
26,0	69,2	63,5	31 200	60 600
28,0	67,3	62,6	23 700	51 500
30,0	65,4	61,7	17 300	43 800
32,0	63,4	60,7	11 600	37 100
34,0	61,5	59,6		31 300
36,0	59,4	58,5		26 200
38,0	57,4	57,2		21 700
40,0	55,3	55,8		17 700
42,0	53,1	54,3		13 900
44,0	50,9	52,7		9 900

72,0 m				
m	°	m	kg	kg
9,1	84,8	73,8	146 000	146 000
10,0	84,1	73,7	146 000	146 000
12,0	82,5	73,4	145 400	145 400
14,0	80,9	73,1	127 000	140 400
16,0	79,3	72,7	100 200	135 000
18,0	77,6	72,3	79 600	121 600
20,0	76,0	71,8	63 500	101 500
22,0	74,3	71,2	50 800	85 100
24,0	72,7	70,6	40 200	71 800
26,0	71,0	69,9	31 200	60 800
28,0	69,3	69,1	23 800	51 700
30,0	67,6	68,3	17 300	43 900
32,0	65,8	67,4	11 700	37 200
34,0	64,1	66,4		31 500
36,0	62,3	65,4		26 400
38,0	60,4	64,3		21 800
40,0	58,6	63,0		17 800
42,0	56,7	61,7		13 700
44,0	54,7	60,3		9 800

MLC300 VPC-MAX S-1

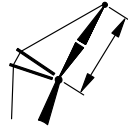
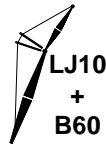
ASME B30.5



 m	 °	 m	 kg	 kg
9,8	84,7	79,8	116 600	116 600
10,0	84,6	79,7	116 600	116 600
12,0	83,1	79,5	116 600	116 600
14,0	81,6	79,2	115 300	116 600
16,0	80,1	78,8	100 900	115 500
18,0	78,6	78,4	80 200	113 500
20,0	77,1	78,0	64 100	102 100
22,0	75,6	77,5	51 300	85 700
24,0	74,0	76,9	40 700	72 300
26,0	72,5	76,2	31 700	61 300
28,0	71,0	75,6	24 200	52 200
30,0	69,4	74,8	17 800	44 400
32,0	67,8	74,0	12 100	37 600
34,0	66,2	73,1	7 200	31 900
36,0	64,6	72,2		26 800
38,0	62,9	71,1		22 200
40,0	61,2	70,0		18 100
42,0	59,5	68,9		14 000
44,0	57,8	67,6		10 100
46,0	56,0	66,3		6 500

MLC300 VPC-MAX S-1

ASME B30.5



66,0 m




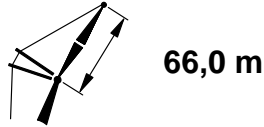
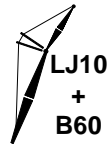
169°

42,0 m				
m	°	m	kg	kg
6,7	84,4	43,9	251 300	251 300
7,0	84,0	43,8	251 000	251 000
8,0	82,6	43,7	249 800	249 800
9,0	81,2	43,5	238 600	248 700
10,0	79,8	43,3	204 100	247 700
12,0	77,0	42,9	150 200	227 700
14,0	74,2	42,3	114 000	176 200
16,0	71,3	41,6	87 700	138 900
18,0	68,4	40,8	67 500	111 500
20,0	65,4	39,9	51 700	90 800
22,0	62,3	38,9	39 200	74 800
24,0	59,1	37,7	28 700	61 800
26,0	55,8	36,3	20 000	51 100
28,0	52,4	34,8	12 700	42 200
30,0	48,8	33,1	6 400	34 700
32,0	45,0	31,1		28 100
34,0	40,9	28,8		22 500
36,0	36,3	26,2		17 600
38,0	31,2	23,0		13 000
40,0	25,2	19,1		8 400

48,0 m				
m	°	m	kg	kg
7,3	84,4	49,8	229 800	229 800
8,0	83,5	49,8	229 200	229 300
9,0	82,3	49,6	228 500	228 500
10,0	81,1	49,4	206 900	227 800
12,0	78,7	49,0	153 000	222 800
14,0	76,2	48,5	116 700	178 900
16,0	73,7	48,0	90 300	141 400
18,0	71,2	47,3	70 000	113 800
20,0	68,7	46,5	54 200	93 100
22,0	66,1	45,6	41 600	77 000
24,0	63,4	44,6	31 200	63 900
26,0	60,6	43,5	22 400	53 100
28,0	57,8	42,2	15 100	44 300
30,0	54,9	40,8	8 700	36 700
32,0	51,9	39,3		30 100
34,0	48,7	37,6		24 400
36,0	45,4	35,6		19 500
38,0	41,9	33,4		15 000
40,0	38,0	30,9		10 400
42,0	33,8	28,0		6 100

MLC300 VPC-MAX S-1

ASME B30.5

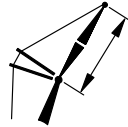
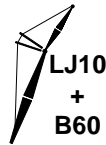


54,0 m				
m	°	m	10,6 m kg	14,6 m kg
7,3	85,0	55,9	207 700	207 700
8,0	84,3	55,8	207 300	207 300
9,0	83,2	55,7	206 900	206 900
10,0	82,1	55,5	202 900	206 500
12,0	80,0	55,2	155 400	205 800
14,0	77,8	54,7	119 100	181 200
16,0	75,6	54,2	92 600	143 600
18,0	73,4	53,6	72 300	115 900
20,0	71,1	52,9	56 500	95 100
22,0	68,9	52,2	43 900	79 000
24,0	66,6	51,3	33 400	65 900
26,0	64,2	50,3	24 600	55 100
28,0	61,8	49,3	17 300	46 200
30,0	59,3	48,1	10 900	38 500
32,0	56,8	46,8	5 300	31 900
34,0	54,2	45,4		26 200
36,0	51,5	43,8		21 300
38,0	48,7	42,0		16 800
40,0	45,7	40,1		12 400
42,0	42,6	38,0		8 100

60,0 m				
m	°	m	10,6 m kg	14,6 m kg
7,9	84,9	61,8	185 500	185 500
8,0	84,8	61,9	185 500	185 500
9,0	83,9	61,7	185 300	185 300
10,0	82,9	61,6	185 200	185 200
12,0	81,0	61,3	156 700	185 000
14,0	79,0	60,9	120 200	179 800
16,0	77,1	60,4	93 800	144 900
18,0	75,1	59,9	73 400	117 100
20,0	73,1	59,3	57 500	96 200
22,0	71,1	58,6	44 900	80 100
24,0	69,0	57,8	34 400	66 900
26,0	67,0	57,0	25 600	56 000
28,0	64,9	56,1	18 300	47 100
30,0	62,7	55,0	11 900	39 400
32,0	60,5	53,9	6 300	32 800
34,0	58,3	52,7		27 100
36,0	56,0	51,3		22 100
38,0	53,6	49,9		17 600
40,0	51,2	48,3		13 100
42,0	48,6	46,5		8 800
44,0	46,0	44,6		4 900

MLC300 VPC-MAX S-1

ASME B30.5



66,0 m




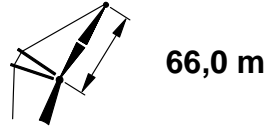
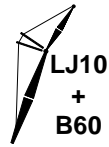
169°

66,0 m				
			10,6 m	14,6 m
m	°	m	kg	kg
8,5	84,8	67,8	164 600	164 600
9,0	84,4	67,8	164 600	164 600
10,0	83,6	67,6	164 600	164 600
12,0	81,8	67,3	157 200	164 600
14,0	80,0	67,0	121 600	160 900
16,0	78,3	66,6	95 100	145 400
18,0	76,5	66,1	74 700	118 400
20,0	74,7	65,5	58 800	97 400
22,0	72,9	64,9	46 200	81 200
24,0	71,0	64,2	35 700	68 000
26,0	69,2	63,5	26 900	57 200
28,0	67,3	62,6	19 500	48 200
30,0	65,4	61,7	13 100	40 500
32,0	63,4	60,7	7 500	33 800
34,0	61,5	59,6		28 200
36,0	59,4	58,5		23 100
38,0	57,4	57,2		18 700
40,0	55,3	55,8		14 200
42,0	53,1	54,3		9 900
44,0	50,9	52,7		6 000

72,0 m				
			10,6 m	14,6 m
m	°	m	kg	kg
9,1	84,8	73,8	142 700	142 700
10,0	84,1	73,7	142 700	142 700
12,0	82,5	73,4	141 700	141 700
14,0	80,9	73,1	122 000	136 600
16,0	79,3	72,7	95 500	131 000
18,0	77,6	72,3	75 000	117 800
20,0	76,0	71,8	59 100	97 900
22,0	74,3	71,2	46 500	81 600
24,0	72,7	70,6	35 900	68 400
26,0	71,0	69,9	27 100	57 500
28,0	69,3	69,1	19 700	48 500
30,0	67,6	68,3	13 300	40 800
32,0	65,8	67,4	7 700	34 100
34,0	64,1	66,4		28 400
36,0	62,3	65,4		23 400
38,0	60,4	64,3		18 800
40,0	58,6	63,0		14 200
42,0	56,7	61,7		9 900
44,0	54,7	60,3		6 000

MLC300 VPC-MAX S-1

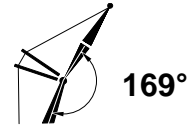
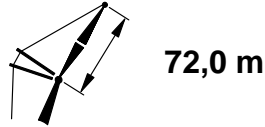
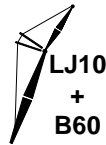
ASME B30.5



 m	 °	 m	 kg	 kg
9,8	84,7	79,8	113 200	113 200
10,0	84,6	79,7	113 200	113 200
12,0	83,1	79,5	113 200	113 200
14,0	81,6	79,2	111 700	112 900
16,0	80,1	78,8	96 300	110 700
18,0	78,6	78,4	75 800	108 700
20,0	77,1	78,0	59 800	98 600
22,0	75,6	77,5	47 100	82 300
24,0	74,0	76,9	36 600	69 100
26,0	72,5	76,2	27 700	58 100
28,0	71,0	75,6	20 300	49 100
30,0	69,4	74,8	13 900	41 400
32,0	67,8	74,0	8 300	34 700
34,0	66,2	73,1		28 900
36,0	64,6	72,2		23 900
38,0	62,9	71,1		19 200
40,0	61,2	70,0		14 500
42,0	59,5	68,9		10 300
44,0	57,8	67,6		6 400

MLC300 VPC-MAX S-1

ASME B30.5


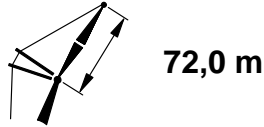
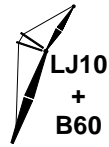


42,0 m				
m	°	m	kg	kg
6,7	84,4	43,9	247 200	247 200
7,0	84,0	43,8	246 700	246 700
8,0	82,6	43,7	245 400	245 400
9,0	81,2	43,5	232 100	244 100
10,0	79,8	43,3	197 300	242 900
12,0	77,0	42,9	144 000	222 700
14,0	74,2	42,3	108 100	171 100
16,0	71,3	41,6	82 000	134 100
18,0	68,4	40,8	62 000	106 900
20,0	65,4	39,9	46 300	86 400
22,0	62,3	38,9	33 900	70 600
24,0	59,1	37,7	23 600	57 700
26,0	55,8	36,3	15 000	47 000
28,0	52,4	34,8	7 800	38 300
30,0	48,8	33,1		30 800
32,0	45,0	31,1		24 300
34,0	40,9	28,8		18 800
36,0	36,3	26,2		13 500
38,0	31,2	23,0		8 300

48,0 m				
m	°	m	kg	kg
7,3	84,4	49,8	225 800	225 800
8,0	83,5	49,8	225 200	225 200
9,0	82,3	49,6	224 300	224 300
10,0	81,1	49,4	200 500	223 500
12,0	78,7	49,0	147 100	218 500
14,0	76,2	48,5	111 100	174 100
16,0	73,7	48,0	84 900	136 900
18,0	71,2	47,3	64 800	109 600
20,0	68,7	46,5	49 200	89 000
22,0	66,1	45,6	36 800	73 100
24,0	63,4	44,6	26 400	60 100
26,0	60,6	43,5	17 700	49 400
28,0	57,8	42,2	10 500	40 600
30,0	54,9	40,8		33 100
32,0	51,9	39,3		26 600
34,0	48,7	37,6		21 000
36,0	45,4	35,6		15 800
38,0	41,9	33,4		10 700

MLC300 VPC-MAX S-1

ASME B30.5

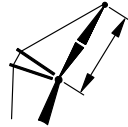
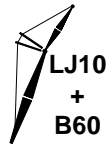


54,0 m				
m	°	m	10,6 m kg	14,6 m kg
7,3	85,0	55,9	204 000	204 000
8,0	84,3	55,8	203 600	203 600
9,0	83,2	55,7	203 000	203 000
10,0	82,1	55,5	198 100	202 600
12,0	80,0	55,2	149 800	201 700
14,0	77,8	54,7	113 800	176 600
16,0	75,6	54,2	87 600	139 400
18,0	73,4	53,6	67 500	111 900
20,0	71,1	52,9	51 800	91 300
22,0	68,9	52,2	39 300	75 300
24,0	66,6	51,3	29 000	62 300
26,0	64,2	50,3	20 300	51 600
28,0	61,8	49,3	13 000	42 700
30,0	59,3	48,1	6 700	35 200
32,0	56,8	46,8		28 600
34,0	54,2	45,4		23 000
36,0	51,5	43,8		18 000
38,0	48,7	42,0		13 000
40,0	45,7	40,1		8 300

60,0 m				
m	°	m	10,6 m kg	14,6 m kg
7,9	84,9	61,8	182 100	182 100
8,0	84,8	61,9	182 100	182 100
9,0	83,9	61,7	181 800	181 800
10,0	82,9	61,6	181 600	181 600
12,0	81,0	61,3	151 200	181 300
14,0	79,0	60,9	115 200	175 900
16,0	77,1	60,4	88 900	140 800
18,0	75,1	59,9	68 800	113 300
20,0	73,1	59,3	53 100	92 500
22,0	71,1	58,6	40 600	76 500
24,0	69,0	57,8	30 200	63 500
26,0	67,0	57,0	21 500	52 700
28,0	64,9	56,1	14 200	43 800
30,0	62,7	55,0	7 900	36 200
32,0	60,5	53,9		29 700
34,0	58,3	52,7		24 000
36,0	56,0	51,3		19 000
38,0	53,6	49,9		13 900
40,0	51,2	48,3		9 200

MLC300 VPC-MAX S-1

ASME B30.5



72,0 m



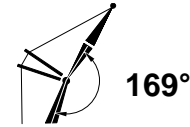
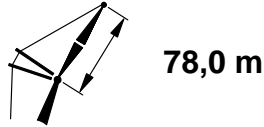
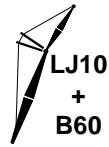
169°

66,0 m				
m	°	m	kg	kg
8,5	84,8	67,8	161 300	161 300
9,0	84,4	67,8	161 300	161 300
10,0	83,6	67,6	161 300	161 300
12,0	81,8	67,3	152 600	161 300
14,0	80,0	67,0	116 700	157 000
16,0	78,3	66,6	90 500	141 600
18,0	76,5	66,1	70 300	114 700
20,0	74,7	65,5	54 500	93 900
22,0	72,9	64,9	42 000	77 900
24,0	71,0	64,2	31 600	64 800
26,0	69,2	63,5	22 900	54 000
28,0	67,3	62,6	15 600	45 100
30,0	65,4	61,7	9 300	37 500
32,0	63,4	60,7		30 900
34,0	61,5	59,6		25 200
36,0	59,4	58,5		20 200
38,0	57,4	57,2		15 100
40,0	55,3	55,8		10 500
42,0	53,1	54,3		6 200

72,0 m				
m	°	m	kg	kg
9,1	84,8	73,8	139 500	139 500
10,0	84,1	73,7	139 500	139 500
12,0	82,5	73,4	138 100	138 100
14,0	80,9	73,1	117 300	132 800
16,0	79,3	72,7	91 000	127 300
18,0	77,6	72,3	70 700	114 300
20,0	76,0	71,8	55 000	94 500
22,0	74,3	71,2	42 500	78 400
24,0	72,7	70,6	32 000	65 300
26,0	71,0	69,9	23 300	54 400
28,0	69,3	69,1	16 000	45 500
30,0	67,6	68,3	9 600	37 900
32,0	65,8	67,4		31 300
34,0	64,1	66,4		25 600
36,0	62,3	65,4		20 400
38,0	60,4	64,3		15 300
40,0	58,6	63,0		10 600
42,0	56,7	61,7		6 400

MLC300 VPC-MAX S-1

ASME B30.5

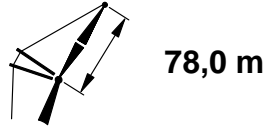
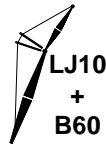


42,0 m				
m	°	m	kg	kg
6,7	84,4	43,9	242 300	242 300
7,0	84,0	43,8	241 900	241 900
8,0	82,6	43,7	240 300	240 300
9,0	81,2	43,5	224 800	238 800
10,0	79,8	43,3	189 700	237 400
12,0	77,0	42,9	136 800	216 700
14,0	74,2	42,3	101 300	165 300
16,0	71,3	41,6	75 500	128 600
18,0	68,4	40,8	55 700	101 700
20,0	65,4	39,9	40 200	81 400
22,0	62,3	38,9	28 000	65 700
24,0	59,1	37,7	17 800	53 000
26,0	55,8	36,3		42 500
28,0	52,4	34,8		33 800
30,0	48,8	33,1		26 400
32,0	45,0	31,1		20 000
34,0	40,9	28,8		13 900
36,0	36,3	26,2		8 000

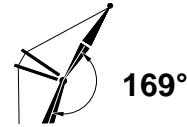
48,0 m				
m	°	m	kg	kg
7,3	84,4	49,8	221 300	221 300
8,0	83,5	49,8	220 500	220 500
9,0	82,3	49,6	219 500	219 500
10,0	81,1	49,4	193 200	218 600
12,0	78,7	49,0	140 300	213 500
14,0	76,2	48,5	104 700	168 600
16,0	73,7	48,0	78 900	131 800
18,0	71,2	47,3	59 000	104 700
20,0	68,7	46,5	43 500	84 300
22,0	66,1	45,6	31 200	68 600
24,0	63,4	44,6	20 900	55 700
26,0	60,6	43,5	12 400	45 100
28,0	57,8	42,2		36 400
30,0	54,9	40,8		29 000
32,0	51,9	39,3		22 500
34,0	48,7	37,6		16 700
36,0	45,4	35,6		10 800
38,0	41,9	33,4		5 600

MLC300 VPC-MAX S-1

ASME B30.5



78,0 m




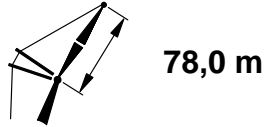
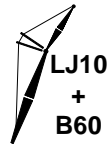
169°



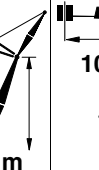
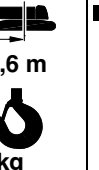

54,0 m				
m	°	m	kg	kg
7,3	85,0	55,9	199 800	199 800
8,0	84,3	55,8	199 400	199 400
9,0	83,2	55,7	198 700	198 700
10,0	82,1	55,5	192 800	198 100
12,0	80,0	55,2	143 400	197 100
14,0	77,8	54,7	107 700	171 400
16,0	75,6	54,2	81 800	134 500
18,0	73,4	53,6	61 900	107 300
20,0	71,1	52,9	46 400	86 900
22,0	68,9	52,2	34 100	71 000
24,0	66,6	51,3	23 800	58 200
26,0	64,2	50,3	15 200	47 500
28,0	61,8	49,3	8 000	38 800
30,0	59,3	48,1		31 300
32,0	56,8	46,8		24 800
34,0	54,2	45,4		19 100
36,0	51,5	43,8		13 400
38,0	48,7	42,0		8 100



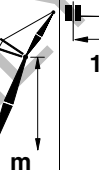
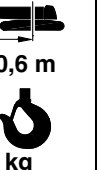
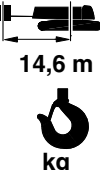
60,0 m				
m	°	m	kg	kg
7,9	84,9	61,8	178 000	178 000
8,0	84,8	61,9	178 000	178 000
9,0	83,9	61,7	177 700	177 700
10,0	82,9	61,6	177 400	177 400
12,0	81,0	61,3	145 100	177 000
14,0	79,0	60,9	109 300	171 400
16,0	77,1	60,4	83 400	136 200
18,0	75,1	59,9	63 400	108 900
20,0	73,1	59,3	47 900	88 300
22,0	71,1	58,6	35 500	72 500
24,0	69,0	57,8	25 300	59 500
26,0	67,0	57,0	16 700	48 900
28,0	64,9	56,1	9 500	40 100
30,0	62,7	55,0		32 600
32,0	60,5	53,9		26 100
34,0	58,3	52,7		20 300
36,0	56,0	51,3		14 600
38,0	53,6	49,9		9 300

MLC300 VPC-MAX S-1

ASME B30.5

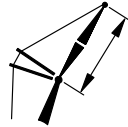
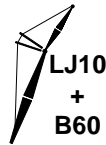


66,0 m				
				
m	°	m	kg	kg
8,5	84,8	67,8	157 300	157 300
9,0	84,4	67,8	157 300	157 300
10,0	83,6	67,6	157 300	157 300
12,0	81,8	67,3	146 800	157 200
14,0	80,0	67,0	111 100	152 400
16,0	78,3	66,6	85 100	137 100
18,0	76,5	66,1	65 100	110 500
20,0	74,7	65,5	49 600	89 900
22,0	72,9	64,9	37 200	74 000
24,0	71,0	64,2	26 900	61 000
26,0	69,2	63,5	18 300	50 300
28,0	67,3	62,6	11 100	41 500
30,0	65,4	61,7		34 000
32,0	63,4	60,7		27 400
34,0	61,5	59,6		21 700
36,0	59,4	58,5		16 000
38,0	57,4	57,2		10 800

72,0 m				
				
m	°	m	kg	kg
9,1	84,8	73,8	135 700	135 700
10,0	84,1	73,7	135 700	135 700
12,0	82,5	73,4	133 700	133 700
14,0	80,9	73,1	111 800	128 400
16,0	79,3	72,7	85 800	122 900
18,0	77,6	72,3	65 800	110 100
20,0	76,0	71,8	50 200	90 600
22,0	74,3	71,2	37 800	74 700
24,0	72,7	70,6	27 500	61 600
26,0	71,0	69,9	18 900	50 900
28,0	69,3	69,1	11 600	42 100
30,0	67,6	68,3		34 500
32,0	65,8	67,4		28 000
34,0	64,1	66,4		22 100
36,0	62,3	65,4		16 300
38,0	60,4	64,3		11 100

MLC300 VPC-MAX S-1

ASME B30.5



84,0 m



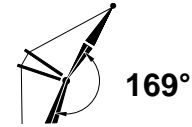
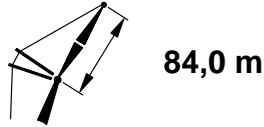
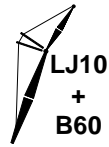
169°

42,0 m				
m	°	m	kg	kg
6,7	84,4	43,9	237 800	237 800
7,0	84,0	43,8	237 300	237 300
8,0	82,6	43,7	235 500	235 500
9,0	81,2	43,5	217 900	233 900
10,0	79,8	43,3	182 400	232 300
12,0	77,0	42,9	130 100	211 100
14,0	74,2	42,3	95 000	159 800
16,0	71,3	41,6	69 500	123 500
18,0	68,4	40,8	49 800	96 800
20,0	65,4	39,9	34 600	76 700
22,0	62,3	38,9	22 400	61 200
24,0	59,1	37,7	12 400	48 600
26,0	55,8	36,3		38 200
28,0	52,4	34,8		29 600
30,0	48,8	33,1		22 300
32,0	45,0	31,1		15 200
34,0	40,9	28,8		8 700

48,0 m				
m	°	m	kg	kg
7,3	84,4	49,8	217 000	217 000
8,0	83,5	49,8	216 200	216 200
9,0	82,3	49,6	215 000	215 100
10,0	81,1	49,4	186 400	214 000
12,0	78,7	49,0	134 000	208 800
14,0	76,2	48,5	98 800	163 400
16,0	73,7	48,0	73 200	127 000
18,0	71,2	47,3	53 500	100 200
20,0	68,7	46,5	38 200	80 000
22,0	66,1	45,6	26 000	64 400
24,0	63,4	44,6	15 900	51 700
26,0	60,6	43,5		41 200
28,0	57,8	42,2		32 600
30,0	54,9	40,8		25 200
32,0	51,9	39,3		18 400
34,0	48,7	37,6		11 900
36,0	45,4	35,6		6 100

MLC300 VPC-MAX S-1

ASME B30.5

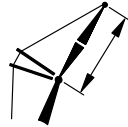
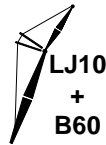


54,0 m				
m	°	m	kg	kg
7,3	85,0	55,9	195 800	195 800
8,0	84,3	55,8	195 300	195 300
9,0	83,2	55,7	194 600	194 600
10,0	82,1	55,5	187 600	193 900
12,0	80,0	55,2	137 300	192 700
14,0	77,8	54,7	102 100	166 500
16,0	75,6	54,2	76 400	130 000
18,0	73,4	53,6	56 700	103 000
20,0	71,1	52,9	41 400	82 800
22,0	68,9	52,2	29 200	67 100
24,0	66,6	51,3	19 100	54 300
26,0	64,2	50,3	10 600	43 800
28,0	61,8	49,3		35 200
30,0	59,3	48,1		27 700
32,0	56,8	46,8		21 300
34,0	54,2	45,4		14 700
36,0	51,5	43,8		8 900

60,0 m				
m	°	m	kg	kg
7,9	84,9	61,8	174 200	174 200
8,0	84,8	61,9	174 100	174 100
9,0	83,9	61,7	173 800	173 800
10,0	82,9	61,6	173 500	173 500
12,0	81,0	61,3	139 300	173 000
14,0	79,0	60,9	103 900	167 200
16,0	77,1	60,4	78 300	131 800
18,0	75,1	59,9	58 500	104 800
20,0	73,1	59,3	43 100	84 400
22,0	71,1	58,6	30 900	68 700
24,0	69,0	57,8	20 800	55 900
26,0	67,0	57,0	12 300	45 400
28,0	64,9	56,1		36 700
30,0	62,7	55,0		29 200
32,0	60,5	53,9		22 700
34,0	58,3	52,7		16 200
36,0	56,0	51,3		10 400
38,0	53,6	49,9		5 200

MLC300 VPC-MAX S-1

ASME B30.5



84,0 m



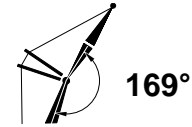
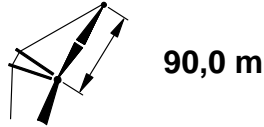
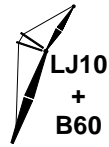
169°

66,0 m				
m	°	m	kg	kg
8,5	84,8	67,8	153 600	153 600
9,0	84,4	67,8	153 600	153 600
10,0	83,6	67,6	153 500	153 500
12,0	81,8	67,3	141 200	153 500
14,0	80,0	67,0	105 900	148 100
16,0	78,3	66,6	80 200	132 900
18,0	76,5	66,1	60 400	106 500
20,0	74,7	65,5	45 000	86 200
22,0	72,9	64,9	32 800	70 400
24,0	71,0	64,2	22 600	57 500
26,0	69,2	63,5	14 100	47 000
28,0	67,3	62,6		38 200
30,0	65,4	61,7		30 800
32,0	63,4	60,7		24 300
34,0	61,5	59,6		17 800
36,0	59,4	58,5		12 000
38,0	57,4	57,2		6 800

72,0 m				
m	°	m	kg	kg
9,1	84,8	73,8	132 000	132 000
10,0	84,1	73,7	132 000	132 000
12,0	82,5	73,4	129 600	129 600
14,0	80,9	73,1	106 800	124 300
16,0	79,3	72,7	81 000	118 800
18,0	77,6	72,3	61 200	106 300
20,0	76,0	71,8	45 800	87 000
22,0	74,3	71,2	33 600	71 200
24,0	72,7	70,6	23 400	58 300
26,0	71,0	69,9	14 800	47 700
28,0	69,3	69,1	7 700	38 900
30,0	67,6	68,3		31 400
32,0	65,8	67,4		24 800
34,0	64,1	66,4		18 300
36,0	62,3	65,4		12 500
38,0	60,4	64,3		7 300

MLC300 VPC-MAX S-1

ASME B30.5

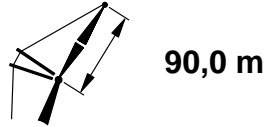
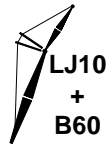


42,0 m				
m	°	m	10,6 m kg	14,6 m kg
6,7	84,4	43,9	232 400	232 500
7,0	84,0	43,8	231 800	231 900
8,0	82,6	43,7	229 800	229 900
9,0	81,2	43,5	209 900	228 000
10,0	79,8	43,3	174 100	226 200
12,0	77,0	42,9	122 400	204 600
14,0	74,2	42,3	87 700	153 500
16,0	71,3	41,6	62 500	117 600
18,0	68,4	40,8	43 100	91 200
20,0	65,4	39,9	28 000	71 300
22,0	62,3	38,9	16 000	56 000
24,0	59,1	37,7		43 500
26,0	55,8	36,3		33 200
28,0	52,4	34,8		24 700
30,0	48,8	33,1		16 600
32,0	45,0	31,1		9 100


48,0 m				
m	°	m	10,6 m kg	14,6 m kg
7,3	84,4	49,8	212 000	212 000
8,0	83,5	49,8	211 100	211 100
9,0	82,3	49,6	209 000	209 800
10,0	81,1	49,4	178 500	208 600
12,0	78,7	49,0	126 700	203 300
14,0	76,2	48,5	91 900	157 500
16,0	73,7	48,0	66 600	121 500
18,0	71,2	47,3	47 200	94 900
20,0	68,7	46,5	32 000	74 900
22,0	66,1	45,6	20 000	59 500
24,0	63,4	44,6	10 000	46 900
26,0	60,6	43,5		36 600
28,0	57,8	42,2		28 100
30,0	54,9	40,8		20 200
32,0	51,9	39,3		12 700

MLC300 VPC-MAX S-1

ASME B30.5



90,0 m



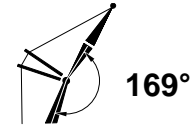
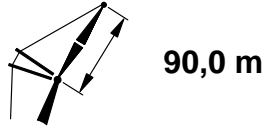
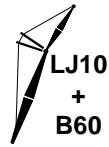
169°


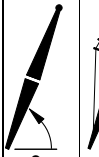
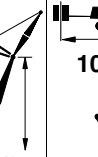
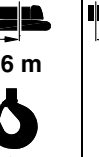

54,0 m				
m	°	m	kg	kg
7,3	85,0	55,9	191 000	191 000
8,0	84,3	55,8	190 400	190 400
9,0	83,2	55,7	189 600	189 600
10,0	82,1	55,5	181 600	188 800
12,0	80,0	55,2	130 400	187 400
14,0	77,8	54,7	95 500	160 900
16,0	75,6	54,2	70 200	124 700
18,0	73,4	53,6	50 700	98 100
20,0	71,1	52,9	35 600	78 000
22,0	68,9	52,2	23 500	62 500
24,0	66,6	51,3	13 500	49 900
26,0	64,2	50,3		39 500
28,0	61,8	49,3		30 900
30,0	59,3	48,1		23 300
32,0	56,8	46,8		15 900
34,0	54,2	45,4		9 500


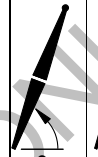
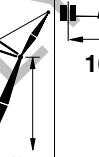
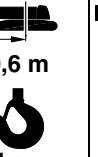
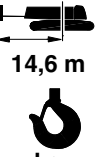
60,0 m				
m	°	m	kg	kg
7,9	84,9	61,8	169 500	169 500
8,0	84,8	61,9	169 500	169 500
9,0	83,9	61,7	169 100	169 100
10,0	82,9	61,6	168 700	168 700
12,0	81,0	61,3	132 600	168 100
14,0	79,0	60,9	97 700	162 200
16,0	77,1	60,4	72 300	126 800
18,0	75,1	59,9	52 800	100 100
20,0	73,1	59,3	37 600	79 900
22,0	71,1	58,6	25 500	64 400
24,0	69,0	57,8	15 500	51 700
26,0	67,0	57,0		41 200
28,0	64,9	56,1		32 600
30,0	62,7	55,0		25 000
32,0	60,5	53,9		17 600
34,0	58,3	52,7		11 200

MLC300 VPC-MAX S-1

ASME B30.5

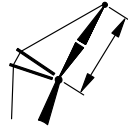
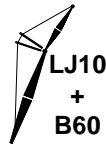


66,0 m				
				
m	°	m	kg	kg
8,5	84,8	67,8	149 100	149 100
9,0	84,4	67,8	149 100	149 100
10,0	83,6	67,6	149 000	149 000
12,0	81,8	67,3	134 800	148 100
14,0	80,0	67,0	99 800	142 000
16,0	78,3	66,6	74 400	127 500
18,0	76,5	66,1	54 900	102 000
20,0	74,7	65,5	39 700	81 800
22,0	72,9	64,9	27 600	66 200
24,0	71,0	64,2	17 600	53 500
26,0	69,2	63,5		43 000
28,0	67,3	62,6		34 400
30,0	65,4	61,7		26 800
32,0	63,4	60,7		19 400
34,0	61,5	59,6		13 000
36,0	59,4	58,5		7 300

72,0 m				
				
m	°	m	kg	kg
9,1	84,8	73,8	127 400	127 400
10,0	84,1	73,7	127 400	127 400
12,0	82,5	73,4	123 700	123 700
14,0	80,9	73,1	100 900	118 500
16,0	79,3	72,7	75 500	112 900
18,0	77,6	72,3	55 900	101 700
20,0	76,0	71,8	40 700	82 800
22,0	74,3	71,2	28 600	67 200
24,0	72,7	70,6	18 500	54 400
26,0	71,0	69,9	10 100	43 900
28,0	69,3	69,1		35 300
30,0	67,6	68,3		27 500
32,0	65,8	67,4		20 100
34,0	64,1	66,4		13 700
36,0	62,3	65,4		7 900

MLC300 VPC-MAX S-1

ASME B30.5



96,0 m




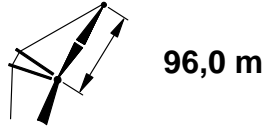
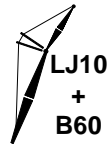
169°

42,0 m				
m	°	m	kg	kg
6,7	84,4	43,9	227 200	227 200
7,0	84,0	43,8	226 500	226 500
8,0	82,6	43,7	224 100	224 300
9,0	81,2	43,5	201 700	222 200
10,0	79,8	43,3	166 000	220 200
12,0	77,0	42,9	115 000	198 200
14,0	74,2	42,3	80 700	147 300
16,0	71,3	41,6	55 700	111 900
18,0	68,4	40,8	36 600	85 800
20,0	65,4	39,9	21 700	66 100
22,0	62,3	38,9	9 900	51 000
24,0	59,1	37,7		38 700
26,0	55,8	36,3		28 500
28,0	52,4	34,8		19 100
30,0	48,8	33,1		10 600

48,0 m				
m	°	m	kg	kg
7,3	84,4	49,8	206 900	206 900
8,0	83,5	49,8	205 900	205 900
9,0	82,3	49,6	201 600	204 500
10,0	81,1	49,4	170 800	203 100
12,0	78,7	49,0	119 700	198 000
14,0	76,2	48,5	85 300	151 800
16,0	73,7	48,0	60 300	116 100
18,0	71,2	47,3	41 100	89 800
20,0	68,7	46,5	26 200	70 100
22,0	66,1	45,6	14 300	54 800
24,0	63,4	44,6		42 400
26,0	60,6	43,5		32 200
28,0	57,8	42,2		23 300
30,0	54,9	40,8		14 700
32,0	51,9	39,3		7 300

MLC300 VPC-MAX S-1

ASME B30.5

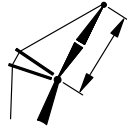
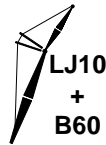


54,0 m				
m	°	m	10,6 m kg	14,6 m kg
7,3	85,0	55,9	186 200	186 200
8,0	84,3	55,8	185 600	185 600
9,0	83,2	55,7	184 700	184 700
10,0	82,1	55,5	174 800	183 800
12,0	80,0	55,2	123 700	182 200
14,0	77,8	54,7	89 200	155 500
16,0	75,6	54,2	64 200	119 700
18,0	73,4	53,6	45 000	93 300
20,0	71,1	52,9	30 000	73 500
22,0	68,9	52,2	18 200	58 100
24,0	66,6	51,3	8 300	45 700
26,0	64,2	50,3		35 400
28,0	61,8	49,3		26 600
30,0	59,3	48,1		18 300
32,0	56,8	46,8		10 800

60,0 m				
m	°	m	10,6 m kg	14,6 m kg
7,9	84,9	61,8	165 000	165 000
8,0	84,8	61,9	164 900	164 900
9,0	83,9	61,7	164 500	164 500
10,0	82,9	61,6	164 100	164 100
12,0	81,0	61,3	126 100	163 300
14,0	79,0	60,9	91 700	157 300
16,0	77,1	60,4	66 600	122 000
18,0	75,1	59,9	47 300	95 500
20,0	73,1	59,3	32 400	75 600
22,0	71,1	58,6	20 400	60 200
24,0	69,0	57,8	10 500	47 700
26,0	67,0	57,0		37 300
28,0	64,9	56,1		28 600
30,0	62,7	55,0		20 300
32,0	60,5	53,9		12 800

MLC300 VPC-MAX S-1

ASME B30.5



96,0 m



169°

66,0 m				
m	°	m	kg	kg
8,5	84,8	67,8	144 600	144 600
9,0	84,4	67,8	144 600	144 600
10,0	83,6	67,6	144 400	144 400
12,0	81,8	67,3	128 600	143 100
14,0	80,0	67,0	94 000	136 800
16,0	78,3	66,6	69 000	122 700
18,0	76,5	66,1	49 700	97 700
20,0	74,7	65,5	34 700	77 700
22,0	72,9	64,9	22 800	62 300
24,0	71,0	64,2	12 900	49 700
26,0	69,2	63,5		39 300
28,0	67,3	62,6		30 600
30,0	65,4	61,7		22 300
32,0	63,4	60,7		14 900
34,0	61,5	59,6		8 500

72,0 m				
m	°	m	kg	kg
9,1	84,8	73,8	122 800	122 800
10,0	84,1	73,7	122 800	122 800
12,0	82,5	73,4	118 700	118 700
14,0	80,9	73,1	95 300	113 500
16,0	79,3	72,7	70 200	108 000
18,0	77,6	72,3	50 900	97 400
20,0	76,0	71,8	35 800	78 900
22,0	74,3	71,2	23 900	63 400
24,0	72,7	70,6	14 000	50 800
26,0	71,0	69,9		40 400
28,0	69,3	69,1		31 500
30,0	67,6	68,3		23 100
32,0	65,8	67,4		15 700
34,0	64,1	66,4		9 400