POTAIN®

MDT 569 M25

ASME B30.3-2025

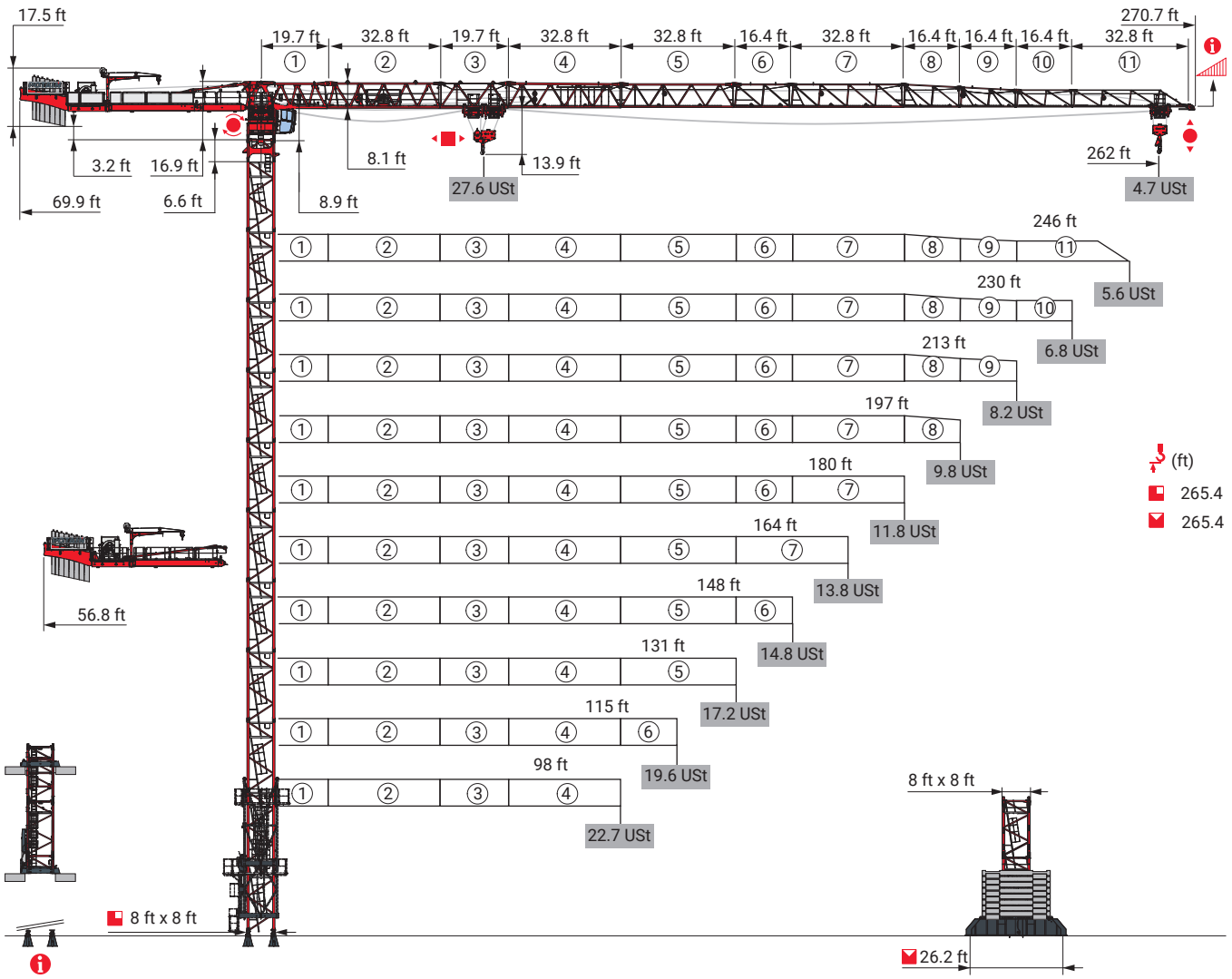

Potain Plus

Power Control

Top Site

Anti-collision systems

Automatic Rotation Control

Values have been rounded.

Mast - Reactions

8 ft - P 800C

(ft)	98	115	131	148	164	180	197	213	230	246	262
(ft)	199.8	194.2	194.2	194.2	194.2	199.8	199.8	199.8	210.6	210.6	210.6
/P+ (ft)	199.8	194.2	194.2	194.2	194.2	199.8	199.8	199.8	210.6	210.6	210.6
6.6 ft	1	1	1	1	1	1	1	1	1	1	1
10.9 ft	0	1	1	1	1	0	0	0	1	1	1
16.4 ft	12	11	11	11	11	12	12	12	12	12	12
F2 (USt) ●	281	277	282	289	285	284	293	290	298	280	297
F2 (USt) ■	262	240	246	255	251	276	282	286	345	352	356
F3 (USt) ●	187	193	181	186	180	182	190	185	191	175	191
F3 (USt) ■	181	156	160	166	159	188	192	195	252	261	264

8 ft - P 854A

(ft)	98	115	131	148	164	180	197	213	230	246	262
(ft)	265.4	265.4	265.4	265.4	259.8	265.4	265.4	265.4	265.4	265.4	265.4
/P+ (ft)	265.4	265.4	259.8	265.4	259.8	265.4	265.4	265.4	265.4	265.4	265.4
6.6 ft	1	1	1	1	1	1	1	1	1	1	1
10.9 ft	0	0	0	0	1	0	0	0	0	0	0
16.4 ft	16	16	16	16	15	16	16	16	16	16	16
F2 (USt) ●	374	376	382	396	382	381	392	389	379	365	391
F2 (USt) ■	537	530	540	570	527	562	570	572	589	598	602
F3 (USt) ●	266	265	268	276	263	265	275	271	260	247	272
F3 (USt) ■	443	433	440	463	422	459	466	468	484	494	497

8 ft - ZY 800 -

(ft)	98	115	131	148	164	180	197	213	230	246	262
(ft)	193.2	188	188	188	188	193.2	193.2	198.8	204.4	204.4	204.4
/P+ (ft)	193.2	188	188	188	188	193.2	193.2	198.8	204.4	204.4	204.4
6.6 ft	1	1	1	1	1	1	1	1	1	1	1
10.9 ft	2	0	0	0	0	2	2	1	0	0	0
16.4 ft	10	11	11	11	11	10	10	11	12	12	12
F1 (USt) ●	144	139	142	142	141	144	144	149	155	150	161
F1 (USt) ■	132	120	123	123	123	135	134	143	159	162	169

8 ft - ZY 854 -

(ft)	98	115	131	148	164	180	197	213	230	246	262
(ft)	265.4	259.8	259.8	259.8	259.8	265.4	265.4	265.4	265.4	265.4	259.8
/P+ (ft)	265.4	259.8	259.8	259.8	259.8	265.4	265.4	265.4	265.4	265.4	259.8
6.6 ft	1	1	1	1	1	1	1	1	1	1	1
10.9 ft	1	2	2	2	2	1	1	1	1	1	2
16.4 ft	15	14	14	14	14	15	15	15	15	15	14
F1 (USt) ●	201	197	201	204	204	206	209	209	213	208	210
F1 (USt) ■	280	264	270	278	271	292	296	297	307	311	302

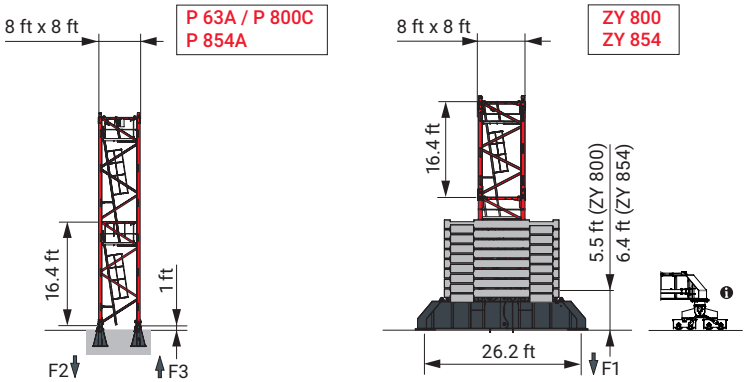

Other mast compositions - Please consult us.

Motorized accesses: adapted mast composition, base ballast and reactions.

Anchorages

Base ballast

(USt) / 8 ft - ZY 800 -

(ft)	98	115	131	148	164	180	197	213	230	246	262
204.4									119.1	119.1	145.5
198.8								92.6	119.1	119.1	132.3
193.2	105.8					92.6	79.4	92.6	105.8	119.1	132.3
188	92.6	92.6	92.6	79.4	79.4	79.4	79.4	92.6	105.8	105.8	132.3
171.6	79.4	79.4	66.1	66.1	66.1	66.1	66.1	79.4	105.8	105.8	119.1
155.2	66.1	66.1	52.9	52.9	39.7	52.9	52.9	79.4	92.6	105.8	119.1
138.8	52.9	52.9	39.7	39.7	39.7	52.9	52.9	79.4	92.6	92.6	105.8
122.4	39.7	39.7	39.7	39.7	39.7	39.7	52.9	66.1	79.4	79.4	105.8
106	39.7	39.7	39.7	39.7	39.7	39.7	52.9	66.1	79.4	79.4	92.6
89.6	39.7	39.7	39.7	39.7	39.7	39.7	52.9	52.9	66.1	66.1	92.6
73.2	39.7	39.7	39.7	39.7	39.7	39.7	52.9	52.9	66.1	66.1	79.4

(USt) / 8 ft - ZY 854 -

(ft)	98	115	131	148	164	180	197	213	230	246	262
265.4	198.4					198.4	198.4	198.4	224.9	224.9	
259.8	185.2	185.2	185.2	185.2	185.2	185.2	185.2	185.2	198.4	211.6	211.6
243.4	158.7	158.7	158.7	158.7	145.5	145.5	145.5	132.3	145.5	158.7	158.7
227	132.3	132.3	132.3	132.3	119.1	119.1	119.1	119.1	119.1	119.1	145.5
210.6	119.1	119.1	105.8	105.8	105.8	105.8	92.6	92.6	105.8	119.1	132.3
194.2	92.6	92.6	92.6	79.4	79.4	79.4	79.4	79.4	105.8	105.8	119.1
177.8	79.4	79.4	66.1	66.1	66.1	66.1	52.9	79.4	92.6	92.6	119.1
161.4	52.9	52.9	52.9	52.9	39.7	52.9	52.9	66.1	92.6	92.6	105.8
145	39.7	39.7	39.7	26.5	39.7	39.7	39.7	66.1	79.4	79.4	105.8
128.6	26.5	26.5	26.5	26.5	26.5	39.7	39.7	52.9	66.1	79.4	92.6
112.2	26.5	26.5	26.5	26.5	26.5	26.5	39.7	52.9	66.1	66.1	79.4
95.8	26.5	26.5	26.5	26.5	26.5	26.5	39.7	52.9	52.9	52.9	79.4
79.4	26.5	26.5	26.5	26.5	26.5	26.5	39.7	39.7	52.9	52.9	66.1

Load curves



(ft)			49	66	82	98	105	115	121	131	138	148	154	164	171	180	187	197	203	213	220	230	236	246	253	262	ft
	27.6 USt	13.8 USt																									
262	13.1 → 55.4	98.1 - 106.8	27.6	22.6	17.2	13.8	13.8	12.7	11.9	10.8	10.2	9.4	8.9	8.2	7.8	7.3	7	6.5	6.3	5.9	5.6	5.3	5.1	4.8	4.7	4.4	USt
	13.1 → 60	105.6 - 114.8	27.6	24.8	19	15.1	13.9	13.8	13	11.9	11.2	10.3	9.8	9.1	8.6	8	7.7	7.1	6.8	6.4	6.1	5.7	5.5	5.2	5	4.7	USt P+
246	13.1 → 57.1	101.3 - 110	27.6	23.4	17.9	14.3	13.8	13.1	12.3	11.2	10.6	9.7	9.2	8.6	8.2	7.6	7.3	6.8	6.5	6.1	5.9	5.6	5.4	5.1	USt		
	13.1 → 62	109.2 - 118.1	27.6	25.8	19.7	15.7	14.5	13.8	13.5	12.3	11.6	10.7	10.2	9.4	9	8.4	8	7.5	7.2	6.8	6.5	6.1	5.9	5.6	USt P+		
230	13.1 → 64.6	115.3 - 124.9	27.6	27.1	20.9	16.8	15.5	13.9	13.8	13	12.3	11.3	10.8	10	9.6	8.9	8.5	8	7.7	7.3	7	6.6	USt				
	13.1 → 70.2	124.4 - 134.8	27.6	27.6	22.9	18.4	17	15.2	14.2	13.8	13.4	12.3	11.6	10.7	10.2	9.5	9	8.4	8.1	7.5	7.2	6.8	USt P+				
213	13.1 → 70.9	126.5 - 137	27.6	27.6	23.2	18.7	17.3	15.5	14.5	13.8	13.7	12.6	12	11.2	10.7	10	9.6	9	8.6	8.2	USt						
	13.1 → 76.8	132.4 - 142.5	27.6	27.6	25.5	20.4	18.8	16.7	15.5	13.9	13.8	13.2	12.5	11.5	11	10.2	9.7	9.1	8.7	8.2	USt P+						
197	13.1 → 74.5	133.3 - 144.5	27.6	27.6	24.7	19.9	18.5	16.6	15.5	14.1	13.8	13.4	12.8	11.9	11.4	10.6	10.2	9.6	USt								
	13.1 → 78.7	137.9 - 149	27.6	27.6	26.3	21.1	19.5	17.4	16.2	14.7	13.8	13.8	13.2	12.3	11.7	10.9	10.5	9.8	USt P+								
180	13.1 → 76.8	137.4 - 148.9	27.6	27.6	25.6	20.6	19.1	17.2	16.1	14.6	13.8	13.8	13.2	12.3	11.8	11	USt										
	13.1 → 77.8	143.7 - 156.4	27.6	27.6	26	21.3	19.8	17.9	16.8	15.3	14.5	13.8	13.8	13.1	12.5	11.8	USt P+										
164	13.1 → 81.7	146.1 - 158.3	27.6	27.6	27.4	22.2	20.6	18.5	17.3	15.7	14.8	13.8	13.8	13.2	USt												
	13.1 → 82.7		27.6	27.6	27.6	22.7	21.1	19	17.8	16.3	15.4	14.2	13.8	13.8	USt P+												
148	13.1 → 82.3		27.6	27.6	27.6	22.4	20.8	18.7	17.5	15.9	15	13.8	USt														
	13.1 → 82.3		27.6	27.6	27.6	22.6	21	19	17.8	16.3	15.4	14.2	USt P+														
131	13.1 → 82.7		27.6	27.6	27.6	22.5	20.9	18.8	17.6	16	USt																
	13.1 → 83		27.6	27.6	27.6	22.9	21.3	19.3	18.1	16.5	USt P+																
115	13.1 → 83.7		27.6	27.6	27.6	22.8	21.1	19	USt																		
	13.1 → 83.7		27.6	27.6	27.6	22.8	21.1	19	USt P+																		
98	13.1 → 81.4		27.6	27.6	27.2	22	USt																				
	13.1 → 81.4		27.6	27.6	27.2	22	USt P+																				

= - 1.58 USt max.



(ft)			49	66	82	98	105	115	121	131	138	148	154	164	171	180	187	197	203	213	220	230	236	246	253	262	ft
	27.6 USt	13.8 USt																									
262	10.8 → 56.4	101.2 - 103.1	27.6	23.2	17.8	14.3	13.5	12.1	11.3	10.2	9.6	8.8	8.3	7.6	7.2	6.7	6.4	5.9	5.7	5.3	5	4.7	4.5	4.2	4.1	3.8	USt
	10.8 → 61	108.7 - 110.6	27.6	25.4	19.5	15.6	14.4	13.3	12.4	11.3	10.6	9.7	9.2	8.4	8	7.4	7.1	6.5	6.2	5.8	5.5	5.1	4.9	4.5	4.3	4.1	USt P+
246	10.8 → 58.1	104.6 - 106.5	27.6	24	18.5	14.8	13.8	12.6	11.8	10.7	10	9.2	8.7	8	7.6	7.1	6.7	6.3	6	5.6	5.4	5	4.8	4.5	USt		
	10.8 → 63	112.4 - 114.1	27.6	26.3	20.2	16.2	15	13.7	13	11.8	11.1	10.1	9.6	8.9	8.4	7.8	7.4	6.9	6.6	6.2	5.9	5.6	5.3	5	USt P+		
230	10.8 → 65.6	118.7 - 120.9	27.6	27.5	21.3	17.2	16	14.3	13.7	12.5	11.8	10.8	10.3	9.5	9	8.4	8	7.5	7.2	6.8	6.5	6.1	USt				
	10.8 → 71.2	128.5 - 131.2	27.6	27.6	23.5	19	17.6	15.8	14.8	13.8	12.9	11.8	11.2	10.3	9.7	9	8.6	8	7.6	7.1	6.8	6.4	USt P+				
213	10.8 → 71.9	130.7 - 133.2	27.6	27.6	23.7	19.2	17.9	16.1	15	13.8	13.2	12.2	11.6	10.7	10.2	9.5	9.1	8.6	8.2	7.7	USt						
	10.8 → 78.4	136.9 - 139	27.6	27.6	26.2	21	19.4	17.3	16.1	14.6	13.8	12.8	12.1	11.1	10.6	9.8	9.3	8.7	8.3	7.8	USt P+						
197	10.8 → 76.4	139.2 - 141.8	27.6	27.6	25.5	20.7	19.2	17.3	16.2	14.8	13.9	13.1	12.5	11.6	11	10.3	9.9	9.3	USt								
	10.8 → 80.4	142.9 - 145.4	27.6	27.6	26.9	21.7	20.1	18	16.8	15.3	14.4	13.5	12.8	11.9	11.3	10.5	10.1	9.4	USt P+								
180	10.8 → 78.7	143.3 - 146.1	27.6	27.6	26.3	21.4	19.9	17.9	16.8	15.3	14.4	13.6	12.9	12	11.5	10.7	USt										
	10.8 → 79.4	149.4 - 152.5	27.6	27.6	26.7	21.9	20.4	18.5	17.4	15.9	15.1	14	13.6	12.7	12.1	11.4	USt P+										
164	10.8 → 83.7	152.3 - 155.2	27.6	27.6	27.6	22.9	21.3	19.2	18	16.4	15.5	14.3	13.8	12.9	USt												
	10.8 → 84.3	156.8 - 164	27.6	27.6	27.6	23.3	21.7	19.6	18.5	16.9	16	14.8	14.1	13.8	USt P+												
148	10.8 → 84		27.6	27.6	27.6	23	21.4	19.3	18.1	16.5	15.6	14.4	USt														
	10.8 → 84		27.6	27.6	27.6	23.2	21.6	19.6	18.4	16.9	16	14.8	USt P+														
131	10.8 → 84.3		27.6	27.6	27.6	23.1	21.5	19.4	18.2	16.6	USt																
	10.8 → 84.6		27.6	27.6	27.6	23.5	21.9	19.9	18.7	17.2	USt P+																
115	10.8 → 85.3		27.6	27.6	27.6	23.4	21.7	19.6	USt																		
	10.8 → 85.3		27.6	27.6	27.6	23.4	21.8	19.6	USt P+																		
98	10.8 → 82.7		27.6	27.6	27.6	22.6	USt																				
	10.8 → 82.7		27.6	27.6	27.6	22.7	USt P+																				

= - 0.71 USt max.

Counter-jib ballast

	132 HPL™			180 HPL™ GH		
	14,551 lb	10,362 lb	(lb)	14,551 lb	10,362 lb	(lb)
262 ft	5	2	93,476	6	0	87,303
246 ft	4	3	89,287	5	1	83,114
230 ft	4	3	89,287	5	1	83,114
213 ft	4	3	89,287	5	1	83,114
197 ft	6	0	87,303	4	2	78,925
180 ft	5	1	83,114	3	3	74,737
164 ft	6	2	108,027	7	0	101,854
148 ft	7	0	101,854	5	2	93,476
131 ft	5	2	93,476	6	0	87,303
115 ft	5	1	83,114	4	2	78,925
98 ft	3	3	74,737	4	1	68,564

CCP - 14,551 lb

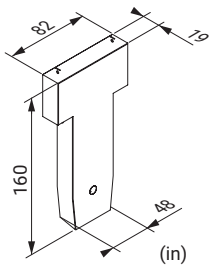

CCQ - 10,362 lb

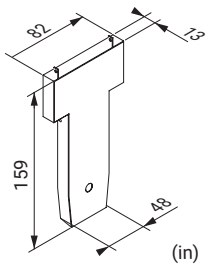

Dimensions and weight

Slewing crane part - : 262 ft - - 132 HPL™

x 9
x 8

Slewing crane part			L (ft)	W (ft)	H (ft)	lb (+/- 5%)
			39.4	7.2	8.2	29,690
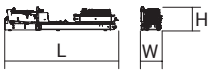			39.4	7.2	8.2	39,432
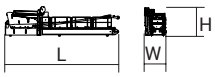			39.1	7.2	9.2	29,573
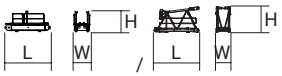	Counter-jib		15 14.2	5.3 4.5	6.6 8.1	9,590 6,993
		132 HPL™ 180 HPL™ GH	53.3 53.3	18.6 21.9	12.9 12.9	32,902 34,458
		132 HPL™ 180 HPL™ GH	66.5 66.5	18.6 21.9	12.9 12.9	42,199 43,343
		132 HPL™	53.3	18.6	12.9	44,289
		132 HPL™	66.5	18.6	12.9	53,586
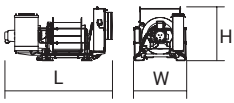	Hoisting winch (+ rope)	132 HPL™ 180 HPL™ GH	12.4 15.8	6.1 6.3	6.2 6.5	11,387 19,282
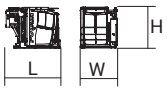	Cab	Ultra View	11	7.5	8.2	6,614
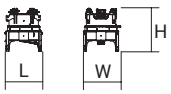	Towerhead	⍁ 8 ft	8.8	8.2	9.9	27,866
			21.9	8.2	9.9	34,480
		①	25.3	5.1	8.1	19,103
		②	34	7.4	8.1	18,122
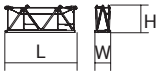	Jib section	③	20.9	4.5	8	7,154
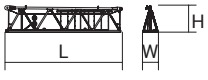		④	34.1	4.5	7.8	9,466
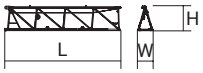		⑤ ⑦ ⑪	34.1 33.6 33.1	4.5 4.5 4.5	7.3 7.2 5.1	7,115 4,991 1,825

			L (ft)	W (ft)	H (ft)	lb (+/- 5%)
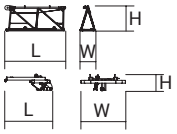	Jib section	⑥ ⑧ ⑨ ⑩	17.6 17.4 17.1 17 5.5	4.5 4.5 4.5 4.5 5.2	7.3 7 6.1 5.2 1.9	3,007 1,719 1,464 1,246 575
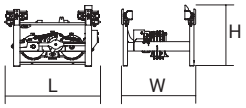	Trolley	27.6 USt	7.3	5.7	4.7	1,676
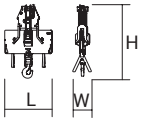	Pulley block	27.6 USt	5.1	1.9	8	1,874
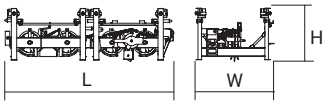	Trolley	27.6 USt	12.5	5.6	4.1	2,469
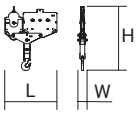	Pulley block	27.6 USt	6.3	1.1	7.7	2,028
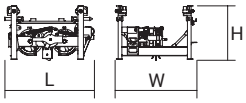	Trolley	13.8 USt	6.6	5.6	4.1	1,323
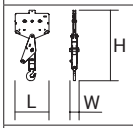	Pulley block	13.8 USt	4.1	1.1	8.5	1,345
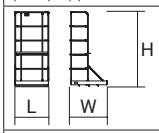	Trolley inspection platform		3.1	3.4	7	125
Crane tower						
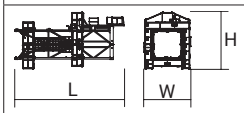	T 851	⍁ 8 ft	36.7	15.9	19	34,723
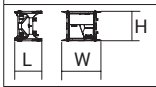	K 84/K 84-2	⍁ 8 ft	7.3	10.6	8.2	6,724
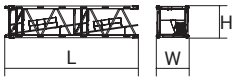	KRM 849B K 85/KR 84B2 KM 850.10B KM 850.14B K 85/KR 84A2 KMT 850.10A KMT 850.14A K 849A KMT 849A KR 849A KRMT 849A KRMT 849C KMT 850.10C	⍁ 8 ft	33.6 33.6 33.9 33.9 17.2 17.5 17.5 17.2 17.2 17.2 17.2 11.7 12	8.4 8.3 8.3 8.3 8.3 8.3 8.3 8.3 8.4 8.3 8.4 8.4 8.3	8.3 8.2 8.2 8.2 8.2 8.2 8.2 8.2 8.3 8.2 8.3 8.3 8.2	17,196 21,242 22,201 24,670 12,236 12,015 13,206 7,496 6,945 9,458 9,017 7,066 9,326
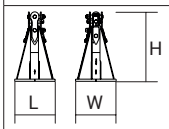	Fixing angles	P 63A / P 800C P 854A	2.5 3	2.5 3	4.2 4.9	1,025 2,072
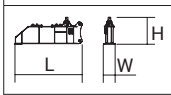	1/2 Cross girder	ZY 800 ZY 854	18.6 18.7	3.2 3.2	6.3 7.4	10,406 14,176
	Cross girder	ZY 800 ZY 854	39.2 39	4.6 4.7	6.3 7.4	22,212 30,865

Mechanisms

480 V - 60 Hz													hp	kW	
	132 HPL™ 63	fpm	133	172	243	363	502	67	87	125	185	251	132	98	2,815 ft
		USt	13.8	10.4	6.9	3.4	1.1	27.6	20.7	13.8	6.9	2.9			
	180 HPL™ 63 GH	fpm	179	220	289	438	640	90	112	149	238	320	180	132	3,937 ft
		USt	13.8	10.4	6.9	3.4	0.9	27.6	20.7	13.8	6.9	3.3			
	10 DVF 10 Optima	fpm	0 → 217 (27.6 USt) 0 → 262 (22 USt) 0 → 328 (13.8 USt) 0 → 361 (6.9 USt)										10	7.4	
	RVF 174 Optima +	rpm	0 → 0.7										4 x 10	4 x 7.5	

IEC 60204-32	kVA	
480 V (+6% -10%) 60 Hz	132 HPL™: 152 → 99 kVA 180 HPL™ GH: 190 → 118 kVA	

The reactions and mast compositions presented in this data sheet meet the specifications of EN 14439:2025 and ASME B30.3-2025 standards.
The “out of service” wind profile is determined in accordance with ASCE 7-22 and ASCE 37-25 specifications as follow:
The “standard” design wind is determined from an ultimate reference wind speed of 115 mph (185 kph) corresponding to an average recurrence interval of 700 years, calculated for an Exposure C category, and combined with a 0.85 reduction factor based on the assumption that the crane is considered as a temporary construction structure used for 2 years or less.
As a result, this “standard” wind profile is covered by the EN 14439:2025 C25 wind profile, which is used to determine all technical data provided in this document.

- Jib elevation
- Standard equipment
- Options
- Potain Plus function: Plus load curves
- Hook heights with Plus load curves
- Reactions in service
- Reactions out of service
- Total ballast weight
- Lorry 44 ft
- Container High Cube 40 ft, and/or Flat Rack 20 ft
- Hoisting
- Trolleying
- Slewing
- Travelling
- Required power
- Power Control Function: winch speeds adapted to the available power
- Consult us

This commercial document is not legally binding. For any technical information, please refer to the corresponding instructions.

© 2026 The Manitowoc Company, Inc.
Ref. 02D_ASMEB30.3_MDT569M25_2020_09-9
MDT 569 M25