POTAIN®

MDT 349 L16

ASME B30.3-2025

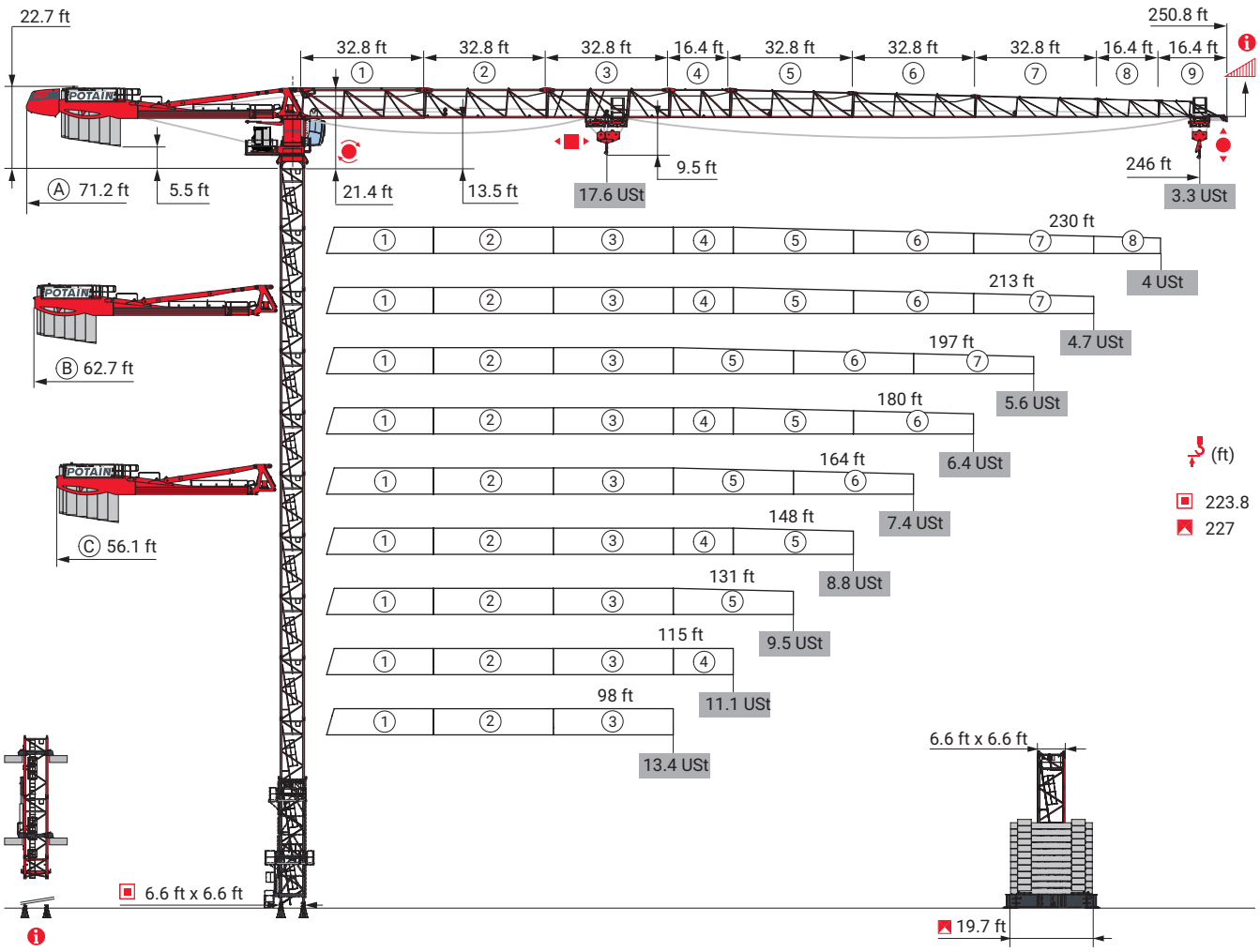

Potain Plus | Power Control | Top Site | Anti-collision systems | Automatic Rotation Control

Values have been rounded.

Mast - Reactions

6.6 ft - P 63A										
(ft)	98	115	131	148	164	180	197	213	230	246
(ft)	223.8	223.8	223.8	218.5	218.5	218.5	223.8	223.8	218.5	218.5
/P+ (ft)	223.8	223.8	223.8	218.5	218.5	218.5	223.8	223.8	218.5	218.5
10.9 ft	2	2	2	0	0	0	2	2	0	0
16.4 ft	10	10	10	11	11	11	10	10	11	11
32.8 ft	1	1	1	1	1	1	1	1	1	1
F2 (USt) ●	271	275	276	270	271	273	282	286	287	288
F2 (USt) ■	346	353	354	328	335	339	367	380	366	376
F3 (USt) ●	205	207	208	200	202	203	211	214	215	217
F3 (USt) ■	288	294	294	266	274	278	305	317	303	313

6.6 ft - ZX 640 -										
(ft)	98	115	131	148	164	180	197	213	230	246
(ft)	221.5	227	227	221.5	221.5	221.5	221.5	227	221.5	221.5
/P+ (ft)	221.5	227	227	221.5	221.5	221.5	221.5	227	221.5	221.5
10.9 ft	0	2	2	0	0	0	0	2	0	0
16.4 ft	11	10	10	11	11	11	11	10	11	11
32.8 ft	1	1	1	1	1	1	1	1	1	1
F1 (USt) ●	153	160	161	159	160	163	163	171	171	171
F1 (USt) ■	190	208	209	192	197	199	202	225	216	222

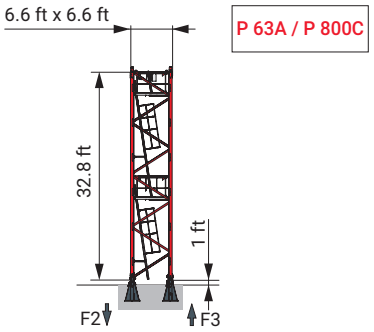

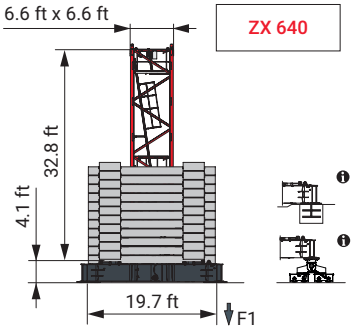

Other mast compositions - Please consult us.

Motorized accesses: adapted mast composition, base ballast and reactions.

Anchorages

Base ballast

(USt) / 6.6 ft - ZX 640 -										
(ft)	98	115	131	148	164	180	197	213	230	246
227		187.4	187.4					209.4		
221.5	176.4	176.4	176.4	187.4	187.4	198.4	198.4	198.4	209.4	209.4
205.1	154.3	154.3	154.3	165.4	165.4	165.4	165.4	165.4	187.4	187.4
188.7	132.3	132.3	132.3	143.3	143.3	143.3	143.3	143.3	154.3	154.3
172.2	110.2	110.2	110.2	121.3	110.2	121.3	121.3	110.2	121.3	121.3
155.8	88.2	88.2	88.2	88.2	88.2	88.2	88.2	88.2	99.2	99.2
139.4	66.1	66.1	66.1	66.1	66.1	66.1	66.1	66.1	77.2	66.1
123	66.1	66.1	66.1	55.1	55.1	55.1	44.1	55.1	66.1	66.1
106.6	66.1	66.1	66.1	44.1	44.1	44.1	44.1	55.1	55.1	55.1
90.6	66.1	66.1	66.1	44.1	44.1	44.1	33.1	44.1	55.1	55.1
74.2	66.1	66.1	66.1	44.1	44.1	44.1	33.1	44.1	55.1	55.1

Load curves

(ft)			56	66	82	89	98	105	115	121	131	138	148	154	164	180	187	197	213	220	230	236	246	ft
	17.6 USt	8.8 USt																						
246	10.8 → 56.8	101.7 - 110.1	17.6	14.9	11.4	10.4	9.2	8.8	8.4	7.8	7.1	6.7	6.2	5.8	5.4	4.8	4.6	4.3	3.8	3.6	3.3	3.1	2.9	USt
	10.8 → 58.5	104 - 112.6	17.6	15.4	11.8	10.8	9.4	8.8	8.6	8.1	7.4	7	6.4	6.1	5.6	5	4.8	4.5	4	3.9	3.7	3.5	3.3	USt P+
230	10.8 → 60.6	108.1 - 117.2	17.6	16.1	12.3	11.2	9.9	9.1	8.8	8.4	7.7	7.2	6.7	6.3	5.8	5.1	4.8	4.5	4	3.9	3.8	USt		
	10.8 → 62.1	110.6 - 119.5	17.6	16.5	12.7	11.6	10.2	9.4	8.8	8.7	7.9	7.5	6.9	6.5	6.1	5.4	5.2	4.8	4.4	4.2	4	USt P+		
213	10.8 → 63.5	114.1 - 123	17.6	17	13.2	12	10.6	9.8	8.8	8.8	8.2	7.7	7	6.7	6.2	5.5	5.2	4.9	4.4	USt				
	10.8 → 65.4	117 - 126.2	17.6	17.5	13.5	12.4	10.9	10.1	9	8.8	8.4	8	7.4	7	6.5	5.8	5.5	5.2	4.7	USt P+				
197	10.8 → 66.7	118.6 - 128	17.6	17.6	13.9	12.6	11.1	10.2	9.2	8.8	8.5	8	7.3	6.9	6.5	5.8	5.6	5.3	USt					
	10.8 → 68.7	123.4 - 132.8	17.6	17.6	14.4	13.1	11.6	10.7	9.6	9	8.8	8.5	7.8	7.4	6.9	6.2	5.9	5.6	USt P+					
180	10.8 → 69.1	124.3 - 133.8	17.6	17.6	14.5	13.2	11.7	10.8	9.7	9.1	8.8	8.5	7.9	7.5	7	6.2	USt							
	10.8 → 71.1	127.9 - 137.8	17.6	17.6	15	13.7	12.1	11.2	10.1	9.4	8.8	8.8	8.1	7.7	7.2	6.4	USt P+							
164	10.8 → 71.6	128.4 - 136.3	17.6	17.6	15.1	13.7	12.1	11.2	10.1	9.5	8.8	8.8	8.1	7.7	7.2	USt								
	10.8 → 73	131.4 - 141.5	17.6	17.6	15.4	14.1	12.5	11.6	10.4	9.7	8.8	8.8	8.4	8	7.4	USt P+								
148	10.8 → 73.6	133.5 - 143.1	17.6	17.6	15.6	14.2	12.6	11.7	10.5	9.9	9	8.8	8.4	USt										
	10.8 → 75.7	136.4 - 147.6	17.6	17.6	16.1	14.7	13	12.1	10.9	10.2	9.2	8.8	8.8	USt P+										
131	10.8 → 73.6		17.6	17.6	15.6	14.1	12.4	11.5	10.4	9.8	8.9	USt												
	10.8 → 76.3		17.6	17.6	16.2	14.9	13.1	12.2	11	10.2	9.3	USt P+												
115	10.8 → 72.9		17.6	17.6	15.5	14.2	12.6	11.7	10.5	USt														
	10.8 → 75.8		17.6	17.6	16.1	14.8	13.1	12.2	11	USt P+														
98	10.8 → 73.9		17.6	17.6	15.3	14.1	12.7	USt																
	10.8 → 76.7		17.6	17.6	16.3	15	13.3	USt P+																

= - 0.85 USt max.

(ft)			56	66	82	89	98	105	115	121	131	138	148	154	164	180	187	197	213	220	230	236	246	ft
	17.6 USt	8.8 USt																						
246	8.2 → 57.3	103.2 - 105.3	17.6	15.1	11.6	10.6	9.3	8.8	7.9	7.4	6.7	6.3	5.7	5.4	4.9	4.3	4.1	3.8	3.3	3.1	2.85	2.65	2.45	USt
	8.2 → 59.1	105.4 - 107.7	17.6	15.6	12	10.9	9.6	8.9	8.2	7.6	6.9	6.5	5.9	5.6	5.2	4.5	4.3	4	3.6	3.4	3.2	3.1	2.85	USt P+
230	8.2 → 61	109.6 - 112.2	17.6	16.2	12.5	11.4	10	9.3	8.6	8	7.2	6.8	6.2	5.8	5.3	4.6	4.4	4	3.6	3.5	3.3	USt		
	8.2 → 62.5	112 - 114.8	17.6	16.7	12.8	11.7	10.3	9.6	8.8	8.2	7.5	7	6.4	6.1	5.6	4.9	4.7	4.4	3.9	3.8	3.5	USt P+		
213	8.2 → 64	115.7 - 118.1	17.6	17.2	13.3	12.1	10.7	9.9	8.9	8.5	7.7	7.3	6.6	6.2	5.7	5	4.8	4.5	4	USt				
	8.2 → 65.8	118.6 - 121.4	17.6	17.6	13.7	12.5	11	10.2	9.2	8.8	8	7.5	6.9	6.6	6.1	5.4	5.1	4.8	4.3	USt P+				
197	8.2 → 67.3	120.2 - 122.7	17.6	17.6	14	12.8	11.2	10.4	9.3	8.8	8.1	7.6	6.9	6.5	6.1	5.5	5.2	5	USt					
	8.2 → 69.2	125.2 - 128	17.6	17.6	14.5	13.3	11.7	10.9	9.8	9.2	8.6	8.1	7.4	7	6.5	5.8	5.5	5.2	USt P+					
180	8.2 → 69.7	126 - 128.8	17.6	17.6	14.6	13.4	11.8	11	9.9	9.2	8.6	8.1	7.5	7.1	6.6	5.8	USt							
	8.2 → 71.7	129.8 - 132.6	17.6	17.6	15.1	13.8	12.2	11.4	10.2	9.6	8.8	8.4	7.8	7.4	6.8	6.1	USt P+							
164	8.2 → 72.2	129.9 - 131.2	17.6	17.6	15.2	13.9	12.3	11.4	10.3	9.6	8.8	8.4	7.7	7.3	6.8	USt								
	8.2 → 73.6	133.3 - 136.3	17.6	17.6	15.6	14.3	12.6	11.7	10.5	9.9	9	8.7	8	7.6	7.1	USt P+								
148	8.2 → 74.1	135.2 - 137.8	17.6	17.6	15.8	14.4	12.7	11.8	10.7	10	9.2	8.8	8	USt										
	8.2 → 76.3	138.3 - 141.4	17.6	17.6	16.3	14.9	13.2	12.2	11	10.3	9.4	8.9	8.4	USt P+										
131	8.2 → 74.1		17.6	17.6	15.7	14.3	12.6	11.7	10.6	9.9	9	USt												
	8.2 → 76.9		17.6	17.6	16.4	15	13.3	12.3	11.1	10.4	9.5	USt P+												
115	8.2 → 73.5		17.6	17.6	15.6	14.3	12.7	11.8	10.7	USt														
	8.2 → 76.4		17.6	17.6	16.3	15	13.3	12.3	11.1	USt P+														
98	8.2 → 74.5		17.6	17.6	15.5	14.3	12.9	USt																
	8.2 → 77.3		17.6	17.6	16.5	15.1	13.4	USt P+																

= - 0.25 USt max.

Jib weight and counter-jib ballast

	(lb) (+/- 5%)								
				10,141 lb	3,373 lb	(lb)	6,768 lb	3,373 lb	(lb)
246 ft	40,347	39,256	40,677	5	2	57,452	8	1	57,519
230 ft	39,760	38,702	40,069	5	2	57,452	8	1	57,519
213 ft	38,909	37,917	39,284	5	2	57,452	8	1	57,519
197 ft	36,870	35,944	37,201	5	1	54,079	8	0	54,146
180 ft	36,894	35,968	37,225	5	1	54,079	8	0	54,146
164 ft	35,102	34,176	35,433	5	2	57,452	8	1	57,519
148 ft	34,520	33,594	34,851	5	2	57,452	8	1	57,519
131 ft	32,728	31,802	33,058	5	0	50,706	7	1	50,750
115 ft	31,559	30,633	31,890	4	2	47,311	7	0	47,377
98 ft	29,709	28,784	30,040	4	1	43,938	6	1	43,982

CBS - 10,141 lb

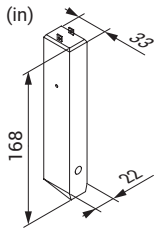

CBU - 6,768 lb

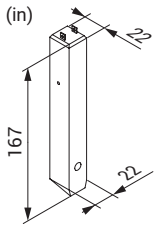

CBY - 3,373 lb

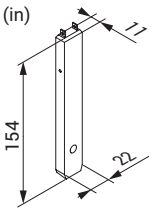

Dimensions and weight

Slewing crane part - : 246 ft - - 90 HPL™

x 6

x 6

Slewing crane part			L (ft)	W (ft)	H (ft)	lb (+/- 5%)
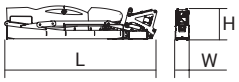	Counter-jib	Ⓐ Ⓑ Ⓒ	39.4 39.4 39.4	4.1 4.1 4.1	8.2 8.2 8.2	31,107 29,983 25,441
	Cab mast + cab	Ultra View	16.5	7.3	8.2	14,815
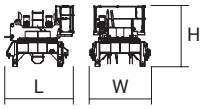	Towerhead	6.6 ft	9.7	8.1	8.2	16,799
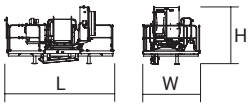	Hoisting winch (+ rope)	90 HPL™ 132 HPL™	14 15.9	7.5 7.5	7.6 8.3	9,017 15,146
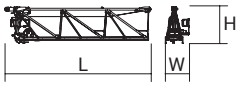	Jib section	① 6 DVF	35.3	5.9	9	12,015
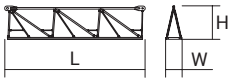	Jib section	② ③ ⑤ ⑥ ⑦	33.5 33.8 33.5 33.6 33.4	3.9 3.9 3.9 3.9 3.9	8.2 7.9 7.8 6.9 6	6,934 5,335 3,439 2,723 2,094
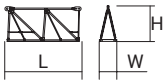	Jib section	④ ⑧ ⑨	17.3 16.7 16.7	3.9 3.9 3.9	7.8 5 4.6	2,116 683 485
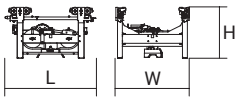	Trolley	17.6 USt	6.7	5	3.6	1,063
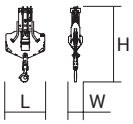	Pulley block	17.6 USt	4.6	1.5	7.3	1,301
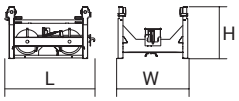	Trolley	17.6 USt	5.8	5	3.4	551
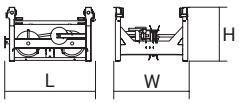	Trolley	17.6 USt 8.8 USt	5.8 6	5 5	3.4 3.4	668 668
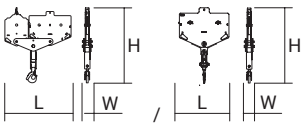	Pulley block	17.6 USt 8.8 USt	6 3.8	0.9 0.7	6.2 5.2	1,863 816

Crane tower			L (ft)	W (ft)	H (ft)	lb (+/- 5%)
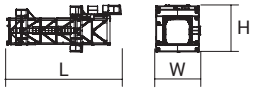	T 61	⍁ 6.6 ft	35.5	13.6	14.7	21,385
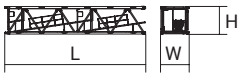	K 649B KM 649E KRM 6410B	⍁ 6.6 ft	33.6 33.8 33.6	6.8 6.7 6.9	6.7 6.7 6.8	11,663 10,692 15,653
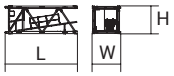	K 649A KMT 649A KR 649A KRMT 649A	⍁ 6.6 ft	17.2 17.2 17.2 17.2	6.8 6.8 6.9 6.9	6.7 6.7 6.8 6.8	6,184 5,666 7,165 6,724
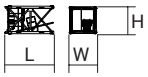	KRMT 649C	⍁ 6.6 ft	11.7	6.9	6.8	5,401
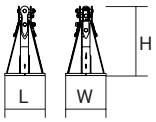	Fixing angles	P 63A / P 800C	2.5	2.5	4.2	1,025
	1/2 Cross girder	ZX 640	14.3	3.3	5.1	7,319
	Cross girder	ZX 640	30	3.9	5.1	15,168

Mechanisms

480 V - 60 Hz											hp	kW	
	90 HPL™ 40	fpm	133	174	249	366	548	69	90	130	190	274	90	66	1,768 ft
		USt	8.8	6.6	4.4	2.2	0.6	17.6	13.2	8.8	4.4	1.5			
	132 HPL™ 40	fpm	198	259	363	525	671	102	135	189	269	336	132	98	3,740 ft
		USt	8.8	6.6	4.4	2.2	0.8	17.6	13.2	8.8	4.4	2			
	6 DVF 6 Optima	fpm	0 → 138 (17.6 USt) 0 → 276 (8.8 USt) 0 → 328 (4.4 USt)										5.5	4	
	RVF 172 Optima+	rpm	0 → 0.9										2 x 10	2 x 7.5	

IEC 60204-32	kVA	
480 V (+6% -10%) 60 Hz	90 HPL™: 96 → 60 kVA 132 HPL™: 130 → 77 kVA	

The reactions and mast compositions presented in this data sheet meet the specifications of EN 14439:2025 and ASME B30.3-2025 standards.
The “out of service” wind profile is determined in accordance with ASCE 7-22 and ASCE 37-25 specifications as follow:
The “standard” design wind is determined from an ultimate reference wind speed of 115 mph (185 kph) corresponding to an average recurrence interval of 700 years, calculated for an Exposure C category, and combined with a 0.85 reduction factor based on the assumption that the crane is considered as a temporary construction structure used for 2 years or less.
As a result, this “standard” wind profile is covered by the EN 14439:2025 C25 wind profile, which is used to determine all technical data provided in this document.

- Jib elevation
- Standard equipment
- Options
- Potain Plus function: Plus load curves
- Hook heights with Plus load curves
- Reactions in service
- Reactions out of service
- Total ballast weight
- Jib weight
- Lorry 44 ft
- Container High Cube 40 ft, and/or Flat Rack 20 ft
- Hoisting
- Trolleying
- Slewing
- Travelling
- Required power
- Power Control Function: winch speeds adapted to the available power
- Consult us

This commercial document is not legally binding. For any technical information, please refer to the corresponding instructions.

© 2026 The Manitowoc Company, Inc.
Ref. 02D_ASMEB30.3_MDT349L16_2017_26-11
MDT 349 L16

manitowoc.com