

Liftcrane Boom Capacities

Boom No. 82 or 22EL
83 730 kg Crane Counterweight
19 960 kg Carbody Counterweight
Crawler Machine on a Barge
0 Degree thru 3 Degree Machine List
No Travel - 360 Degree Rating

999 SERIES 2

LIFTING CAPACITIES: Lifting capacities are for a crawler machine when operating on a barge. Machine shall be positively secured to prevent shifting. Lifting capacities for various boom lengths and operating radii are for freely suspended loads and do not exceed 75% of a static tipping load. Capacities based on structural competence are denoted by an asterisk (*). Capacities indicated by (b) require 5 670 kg minimum weight.

Upper boom point capacity for liftcrane service with single part whip line is 13 380 kg or 26 760 kg with two part whip line. When boom butt mounted auxiliary drum is used, capacity with single part whip line is 9 070 kg or 18 140 kg with two part whip line. In all cases, upper boom point capacities cannot exceed those listed for main boom capacity.

76.2m and 79.2m boom lengths require only the middle two sheaves in lower boom point. All other sheaves must be removed from lower boom point.

Note: 22L boom top **No. 196142** or **No. 417403** required for capacities greater than or equal to 213 200 kg.

Weight of all load blocks, hooks, weight ball, slings, hoist lines, etc., beneath boom point sheaves, is considered part of main boom load. Boom is not to be lowered beyond radii where combined weights are greater than rated capacity. Where no capacity is shown, operation is not intended or approved.

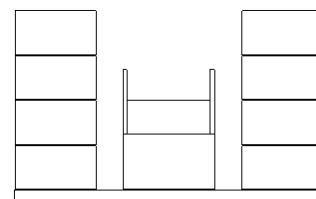
OPERATING CONDITIONS: Machine to operate on a firm uniformly supporting surface with gantry up and machine list not to exceed degrees noted. Refer to boom rigging **No. 195459** (No. 82) or **No. 195890** (No. 22EL) and Wire Rope Specification chart **No. 8223-A**. Crane operator judgment must be used to allow for dynamic load effects of swinging, hoisting or lowering, wind conditions, as well as adverse operating conditions and physical machine depreciation. Refer to operators manual for operating guidelines.

OPERATING RADIUS: Operating radius is horizontal distance from axis of rotation at barge deck to center of vertical hoist line or load block. Boom angle is angle between horizontal and centerline of boom butt and inserts, and is an indication of operating radius. In all cases, operating radius shall govern capacity.

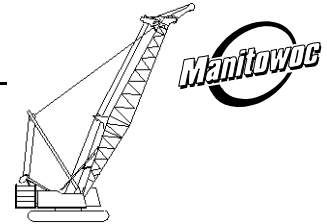
BOOM POINT ELEVATION: Boom point elevation is vertical distance from barge deck to centerline of boom point shaft.

MACHINE EQUIPMENT: Machine equipped with 8 585 mm crawlers, 1 219 mm treads, 3 124 mm retractable gantry, 9 144 mm live mast, 20 part boom hoist reeving, boom support straps or four 35 mm boom pendants, 83 730 kg crane counterweight and two 9 980 kg carbody counterweights.

| Maximum Boom Lengths Lifted Unassisted | | |
|---|------------------------------|-----------------------|
| List | Over End of Blocked Crawlers | Over Side of Crawlers |
| | Boom Length | Boom Length |
| 0 Degree | 79.2m | 79.2m |
| 1 Degree | 76.2m | 76.2m |
| 2 Degree | 76.2m | 76.2m |
| 3 Degree | 76.2m | 76.2m |
| Load block, hook and weight ball on barge deck at start. Jib is not to be used on crawler machine while operating on a barge. | | |



83 730 kg Crane Counterweight
8 Side Boxes - 1 Center Box




Liftcrane Boom Capacities

Boom No. 82 or 22EL
83 730 kg Crane Counterweight
19 960 kg Carbody Counterweight
Crawler Machine on a Barge
0 Degree thru 3 Degree Machine List
No Travel - 360 Degree Rating

999 SERIES 2

| Oper. Radius Meters | Boom Angle Deg. | Boom Point Elev. Meters | 0 Degree List Boom Capacity Kilograms | 1 Degree List Boom Capacity Kilograms | 2 Degree List Boom Capacity Kilograms | 3 Degree List Boom Capacity Kilograms | Oper. Radius Meters |
|----------------------------|--------------------|----------------------------|--|--|--|--|------------------------|
| 21.3m (70 Ft.) BOOM | | | | | | | |
| 4.9 | 82.8 | 23.5 | 213 200 *b ¹ | | | | 4.9 |
| 5.0 | 82.5 | 23.5 | 208 500 *b | | | | 5.0 |
| 5.5 | 81.1 | 23.4 | 190 700 *b | 177 000 *b | | | 5.5 |
| 6.0 | 79.7 | 23.3 | 175 800 *b | 164 000 *b | 153 600 *b | | 6.0 |
| 7.0 | 77.0 | 23.1 | 151 900 *b | 142 800 *b | 133 700 *b | 113 600 *b | 7.0 |
| 8.0 | 74.2 | 22.8 | 133 400 | 126 100 | 115 900 | 98 600 * | 8.0 |
| 9.0 | 71.3 | 22.5 | 115 100 | 106 500 | 99 400 | 87 000 * | 9.0 |
| 10.0 | 68.4 | 22.1 | 97 100 | 91 100 | 85 700 | 77 700 * | 10.0 |
| 11.0 | 65.5 | 21.6 | 84 100 | 79 500 | 75 300 | 70 000 * | 11.0 |
| 12.0 | 62.5 | 21.1 | 74 000 | 70 300 | 67 000 | 63 600 * | 12.0 |
| 13.0 | 59.3 | 20.5 | 65 900 | 63 000 | 60 200 | 57 700 | 13.0 |
| 14.0 | 56.1 | 19.8 | 59 200 | 56 900 | 54 600 | 52 500 | 14.0 |
| 15.0 | 52.7 | 19.0 | 53 700 | 51 700 | 49 900 | 48 100 | 15.0 |
| 16.0 | 49.1 | 18.1 | 49 000 | 47 400 | 45 800 | 44 300 | 16.0 |
| 18.0 | 41.3 | 16.0 | 41 500 | 40 400 | 39 200 | 38 100 | 18.0 |
| 20.0 | 31.9 | 13.2 | 35 700 | 35 000 | 34 100 | 33 400 | 20.0 |
| 24.4m (80 Ft.) BOOM | | | | | | | |
| 5.2 | 83.0 | 26.6 | 201 300 *b | | | | 5.2 |
| 5.5 | 82.2 | 26.5 | 190 500 *b | | | | 5.5 |
| 6.0 | 81.0 | 26.4 | 175 500 *b | 162 400 *b | | | 6.0 |
| 7.0 | 78.6 | 26.2 | 151 600 *b | 141 500 *b | 132 400 *b | 113 600 *b | 7.0 |
| 8.0 | 76.2 | 26.0 | 133 200 | 125 000 | 115 300 | 98 400 * | 8.0 |
| 9.0 | 73.8 | 25.7 | 115 200 | 105 600 | 97 500 | 86 800 * | 9.0 |
| 10.0 | 71.3 | 25.3 | 97 200 | 90 400 | 84 400 | 77 400 * | 10.0 |
| 11.0 | 68.8 | 24.9 | 84 100 | 78 900 | 74 200 | 69 800 | 11.0 |
| 12.0 | 66.2 | 24.5 | 74 000 | 69 900 | 66 100 | 62 600 | 12.0 |
| 13.0 | 63.5 | 24.0 | 65 900 | 62 500 | 59 500 | 56 600 | 13.0 |
| 14.0 | 60.9 | 23.4 | 59 200 | 56 500 | 53 900 | 51 500 | 14.0 |
| 15.0 | 58.1 | 22.8 | 53 700 | 51 400 | 49 300 | 47 200 | 15.0 |
| 16.0 | 55.2 | 22.1 | 49 000 | 47 000 | 45 300 | 43 500 | 16.0 |
| 18.0 | 49.1 | 20.4 | 41 500 | 40 100 | 38 800 | 37 500 | 18.0 |
| 20.0 | 42.4 | 18.4 | 35 800 | 34 700 | 33 700 | 32 700 | 20.0 |
| 22.0 | 34.5 | 15.7 | 31 200 | 30 400 | 29 700 | 28 900 | 22.0 |
| 24.0 | 24.5 | 11.9 | 27 500 | 26 900 | 26 400 | 25 900 | 24.0 |

¹ See note on page 1.

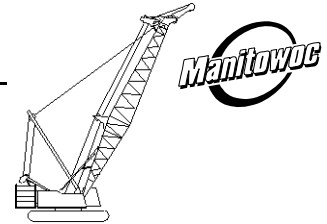


Liftcrane Boom Capacities

Boom No. 82 or 22EL
83 730 kg Crane Counterweight
19 960 kg Carbody Counterweight
Crawler Machine on a Barge
0 Degree thru 3 Degree Machine List
No Travel - 360 Degree Rating

999 SERIES 2

| Oper. Radius Meters | Boom Angle Deg. | Boom Point Elev. Meters | 0 Degree List Boom Capacity Kilograms | 1 Degree List Boom Capacity Kilograms | 2 Degree List Boom Capacity Kilograms | 3 Degree List Boom Capacity Kilograms | Oper. Radius Meters |
|-----------------------------|-----------------|-------------------------|---------------------------------------|---------------------------------------|---------------------------------------|---------------------------------------|---------------------|
| 27.4m (90 Ft.) BOOM | | | | | | | |
| 5.8 | 82.5 | 29.6 | 181 300 *b | | | | 5.8 |
| 6.0 | 82.0 | 29.5 | 175 400 *b | | | | 6.0 |
| 7.0 | 79.9 | 29.3 | 151 400 *b | 140 800 *b | 130 300 *b | | 7.0 |
| 8.0 | 77.8 | 29.1 | 133 000 * | 124 100 | 113 100 | 98 300 * | 8.0 |
| 9.0 | 75.6 | 28.9 | 115 300 | 104 700 | 95 900 | 86 600 * | 9.0 |
| 10.0 | 73.4 | 28.6 | 97 300 | 89 700 | 83 100 | 77 200 | 10.0 |
| 11.0 | 71.2 | 28.2 | 84 200 | 78 400 | 73 200 | 68 600 | 11.0 |
| 12.0 | 69.0 | 27.8 | 74 000 | 69 400 | 65 300 | 61 500 | 12.0 |
| 13.0 | 66.7 | 27.4 | 65 900 | 62 200 | 58 700 | 55 600 | 13.0 |
| 14.0 | 64.4 | 26.9 | 59 200 | 56 200 | 53 300 | 50 700 | 14.0 |
| 15.0 | 62.0 | 26.4 | 53 700 | 51 100 | 48 700 | 46 500 | 15.0 |
| 16.0 | 59.6 | 25.8 | 49 000 | 46 800 | 44 800 | 42 800 | 16.0 |
| 18.0 | 54.5 | 24.4 | 41 500 | 39 900 | 38 300 | 36 900 | 18.0 |
| 20.0 | 49.1 | 22.7 | 35 800 | 34 600 | 33 400 | 32 300 | 20.0 |
| 22.0 | 43.2 | 20.7 | 31 200 | 30 300 | 29 400 | 28 500 | 22.0 |
| 24.0 | 36.4 | 18.2 | 27 500 | 26 800 | 26 100 | 25 400 | 24.0 |
| 26.0 | 28.3 | 14.9 | 24 400 | 23 900 | 23 400 | 22 800 | 26.0 |
| 30.5m (100 Ft.) BOOM | | | | | | | |
| 6.1 | 82.7 | 32.6 | 172 600 *b | | | | 6.1 |
| 7.0 | 80.9 | 32.5 | 151 300 *b | 139 500 *b | | | 7.0 |
| 8.0 | 79.0 | 32.3 | 132 900 * | 123 200 | 111 000 | 98 300 * | 8.0 |
| 9.0 | 77.1 | 32.0 | 115 300 | 103 900 | 94 400 | 86 300 | 9.0 |
| 10.0 | 75.1 | 31.7 | 97 300 | 89 100 | 82 000 | 75 700 | 10.0 |
| 11.0 | 73.2 | 31.4 | 84 300 | 77 900 | 72 300 | 67 300 | 11.0 |
| 12.0 | 71.2 | 31.1 | 74 100 | 69 000 | 64 500 | 60 400 | 12.0 |
| 13.0 | 69.2 | 30.7 | 66 000 | 61 800 | 58 100 | 54 700 | 13.0 |
| 14.0 | 67.1 | 30.3 | 59 300 | 55 900 | 52 800 | 49 900 | 14.0 |
| 15.0 | 65.1 | 29.8 | 53 800 | 50 900 | 48 200 | 45 800 | 15.0 |
| 16.0 | 62.9 | 29.3 | 49 000 | 46 600 | 44 400 | 42 200 | 16.0 |
| 18.0 | 58.6 | 28.1 | 41 500 | 39 700 | 38 000 | 36 400 | 18.0 |
| 20.0 | 54.0 | 26.7 | 35 800 | 34 400 | 33 100 | 31 900 | 20.0 |
| 22.0 | 49.1 | 25.0 | 31 200 | 30 200 | 29 100 | 28 100 | 22.0 |
| 24.0 | 43.8 | 23.1 | 27 600 | 26 700 | 25 900 | 25 100 | 24.0 |
| 26.0 | 37.9 | 20.6 | 24 500 | 23 900 | 23 200 | 22 600 | 26.0 |
| 28.0 | 31.0 | 17.6 | 21 900 | 21 400 | 20 900 | 20 400 | 28.0 |
| 30.0 | 22.2 | 13.4 | 19 700 | 19 300 | 18 900 | 18 500 | 30.0 |




Liftcrane Boom Capacities

Boom No. 82 or 22EL
 83 730 kg Crane Counterweight
 19 960 kg Carbody Counterweight
 Crawler Machine on a Barge
 0 Degree thru 3 Degree Machine List
 No Travel - 360 Degree Rating

999 SERIES 2

| Oper. Radius Meters | Boom Angle Deg. | Boom Point Elev. Meters | 0 Degree List Boom Capacity Kilograms | 1 Degree List Boom Capacity Kilograms | 2 Degree List Boom Capacity Kilograms | 3 Degree List Boom Capacity Kilograms | Oper. Radius Meters |
|-----------------------------|-----------------|-------------------------|---------------------------------------|---------------------------------------|---------------------------------------|---------------------------------------|---------------------|
| 33.5m (110 Ft.) BOOM | | | | | | | |
| 6.7 | 82.3 | 35.6 | 157 400 * | | | | 6.7 |
| 7.0 | 81.8 | 35.5 | 151 300 * | | | | 7.0 |
| 8.0 | 80.0 | 35.4 | 132 700 * | 122 300 | 108 900 | | 8.0 |
| 9.0 | 78.3 | 35.2 | 115 300 | 102 900 | 92 900 | 84 600 | 9.0 |
| 10.0 | 76.5 | 34.9 | 97 300 | 88 400 | 80 700 | 74 100 | 10.0 |
| 11.0 | 74.8 | 34.6 | 84 200 | 77 300 | 71 200 | 66 000 | 11.0 |
| 12.0 | 73.0 | 34.3 | 74 000 | 68 500 | 63 600 | 59 300 | 12.0 |
| 13.0 | 71.2 | 34.0 | 65 900 | 61 400 | 57 300 | 53 700 | 13.0 |
| 14.0 | 69.3 | 33.6 | 59 200 | 55 500 | 52 100 | 49 000 | 14.0 |
| 15.0 | 67.5 | 33.2 | 53 700 | 50 500 | 47 600 | 45 000 | 15.0 |
| 16.0 | 65.6 | 32.7 | 49 000 | 46 300 | 43 800 | 41 500 | 16.0 |
| 18.0 | 61.7 | 31.7 | 41 400 | 39 400 | 37 500 | 35 800 | 18.0 |
| 20.0 | 57.7 | 30.4 | 35 700 | 34 200 | 32 700 | 31 300 | 20.0 |
| 22.0 | 53.5 | 29.0 | 31 200 | 29 900 | 28 800 | 27 700 | 22.0 |
| 24.0 | 49.1 | 27.3 | 27 500 | 26 500 | 25 600 | 24 700 | 24.0 |
| 26.0 | 44.3 | 25.4 | 24 400 | 23 600 | 22 900 | 22 200 | 26.0 |
| 28.0 | 39.0 | 23.0 | 21 900 | 21 200 | 20 600 | 20 000 | 28.0 |
| 30.0 | 33.1 | 20.2 | 19 700 | 19 100 | 18 700 | 18 200 | 30.0 |
| 32.0 | 25.8 | 16.5 | 17 700 | 17 300 | 17 000 | 16 600 | 32.0 |
| 36.6m (120 Ft.) BOOM | | | | | | | |
| 6.7 | 82.9 | 38.7 | 147 100 * | | | | 6.7 |
| 7.0 | 82.5 | 38.6 | 145 900 * | | | | 7.0 |
| 8.0 | 80.9 | 38.5 | 132 500 * | 121 600 | 105 300 | | 8.0 |
| 9.0 | 79.3 | 38.3 | 115 200 | 102 000 | 91 500 | 82 600 | 9.0 |
| 10.0 | 77.7 | 38.0 | 97 300 | 87 700 | 79 500 | 72 600 | 10.0 |
| 11.0 | 76.1 | 37.8 | 84 200 | 76 700 | 70 300 | 64 700 | 11.0 |
| 12.0 | 74.4 | 37.5 | 74 000 | 68 000 | 62 800 | 58 200 | 12.0 |
| 13.0 | 72.8 | 37.2 | 65 900 | 61 000 | 56 600 | 52 800 | 13.0 |
| 14.0 | 71.1 | 36.8 | 59 200 | 55 100 | 51 500 | 48 200 | 14.0 |
| 15.0 | 69.5 | 36.5 | 53 600 | 50 200 | 47 100 | 44 300 | 15.0 |
| 16.0 | 67.8 | 36.1 | 48 900 | 46 000 | 43 300 | 40 900 | 16.0 |
| 18.0 | 64.3 | 35.1 | 41 400 | 39 200 | 37 200 | 35 300 | 18.0 |
| 20.0 | 60.7 | 34.0 | 35 700 | 33 900 | 32 400 | 30 900 | 20.0 |
| 22.0 | 57.0 | 32.8 | 31 100 | 29 800 | 28 500 | 27 300 | 22.0 |
| 24.0 | 53.2 | 31.3 | 27 400 | 26 300 | 25 300 | 24 300 | 24.0 |
| 26.0 | 49.1 | 29.6 | 24 400 | 23 500 | 22 700 | 21 800 | 26.0 |
| 28.0 | 44.7 | 27.7 | 21 800 | 21 100 | 20 400 | 19 700 | 28.0 |
| 30.0 | 40.0 | 25.4 | 19 600 | 19 000 | 18 400 | 17 900 | 30.0 |
| 32.0 | 34.7 | 22.7 | 17 700 | 17 200 | 16 700 | 16 300 | 32.0 |
| 34.0 | 28.5 | 19.3 | 16 000 | 15 700 | 15 300 | 14 900 | 34.0 |
| 36.0 | 20.6 | 14.7 | 14 500 | 14 300 | 14 000 | 13 700 | 36.0 |

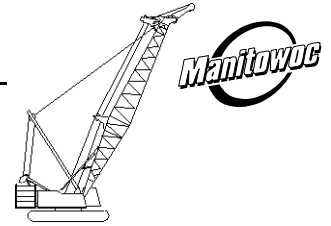


Liftcrane Boom Capacities

Boom No. 82 or 22EL
83 730 kg Crane Counterweight
19 960 kg Carbody Counterweight
Crawler Machine on a Barge
0 Degree thru 3 Degree Machine List
No Travel - 360 Degree Rating

999 SERIES 2

| Oper. Radius Meters | Boom Angle Deg. | Boom Point Elev. Meters | 0 Degree List Boom Capacity Kilograms | 1 Degree List Boom Capacity Kilograms | 2 Degree List Boom Capacity Kilograms | 3 Degree List Boom Capacity Kilograms | Oper. Radius Meters |
|-----------------------------|-----------------|-------------------------|---------------------------------------|---------------------------------------|---------------------------------------|---------------------------------------|---------------------|
| 39.6m (130 Ft.) BOOM | | | | | | | |
| 7.3 | 82.6 | 41.7 | 133 800 * | | | | 7.3 |
| 8.0 | 81.6 | 41.6 | 133 000 * | 110 900 * | | | 8.0 |
| 9.0 | 80.1 | 41.4 | 115 200 | 101 900 | 89 000 | | 9.0 |
| 10.0 | 78.6 | 41.2 | 97 400 | 87 000 | 78 400 | 71 300 | 10.0 |
| 11.0 | 77.2 | 40.9 | 84 200 | 76 200 | 69 400 | 63 500 | 11.0 |
| 12.0 | 75.7 | 40.7 | 74 000 | 67 600 | 62 100 | 57 200 | 12.0 |
| 13.0 | 74.2 | 40.4 | 65 900 | 60 600 | 56 000 | 51 900 | 13.0 |
| 14.0 | 72.6 | 40.1 | 59 200 | 54 800 | 50 900 | 47 500 | 14.0 |
| 15.0 | 71.1 | 39.7 | 53 600 | 49 900 | 46 600 | 43 600 | 15.0 |
| 16.0 | 69.6 | 39.4 | 48 800 | 45 700 | 42 900 | 40 300 | 16.0 |
| 18.0 | 66.4 | 38.5 | 41 400 | 39 000 | 36 800 | 34 800 | 18.0 |
| 20.0 | 63.2 | 37.5 | 35 600 | 33 800 | 32 100 | 30 500 | 20.0 |
| 22.0 | 59.9 | 36.4 | 31 100 | 29 600 | 28 200 | 26 900 | 22.0 |
| 24.0 | 56.4 | 35.1 | 27 400 | 26 200 | 25 100 | 24 000 | 24.0 |
| 26.0 | 52.8 | 33.6 | 24 400 | 23 400 | 22 400 | 21 500 | 26.0 |
| 28.0 | 49.1 | 31.9 | 21 800 | 21 000 | 20 200 | 19 400 | 28.0 |
| 30.0 | 45.1 | 30.0 | 19 600 | 18 900 | 18 200 | 17 600 | 30.0 |
| 32.0 | 40.7 | 27.8 | 17 700 | 17 100 | 16 600 | 16 100 | 32.0 |
| 34.0 | 36.0 | 25.2 | 16 000 | 15 600 | 15 100 | 14 700 | 34.0 |
| 36.0 | 30.5 | 22.0 | 14 600 | 14 200 | 13 800 | 13 400 | 36.0 |
| 38.0 | 24.0 | 18.0 | 13 300 | 13 000 | 12 700 | 12 300 | 38.0 |
| 42.7m (140 Ft.) BOOM | | | | | | | |
| 7.9 | 82.3 | 44.7 | 133 500 * | | | | 7.9 |
| 8.0 | 82.2 | 44.6 | 132 300 * | | | | 8.0 |
| 9.0 | 80.8 | 44.5 | 115 100 | 99 700 | | | 9.0 |
| 10.0 | 79.5 | 44.3 | 97 400 | 86 300 | 77 300 | 69 800 | 10.0 |
| 11.0 | 78.1 | 44.1 | 84 200 | 75 600 | 68 500 | 62 300 | 11.0 |
| 12.0 | 76.7 | 43.8 | 73 900 | 67 100 | 61 300 | 56 200 | 12.0 |
| 13.0 | 75.3 | 43.6 | 65 800 | 60 200 | 55 300 | 51 100 | 13.0 |
| 14.0 | 73.9 | 43.3 | 59 100 | 54 400 | 50 300 | 46 700 | 14.0 |
| 15.0 | 72.5 | 43.0 | 53 500 | 49 600 | 46 100 | 42 900 | 15.0 |
| 16.0 | 71.1 | 42.6 | 48 800 | 45 400 | 42 400 | 39 700 | 16.0 |
| 18.0 | 68.2 | 41.8 | 41 300 | 38 700 | 36 400 | 34 300 | 18.0 |
| 20.0 | 65.3 | 40.9 | 35 500 | 33 500 | 31 700 | 30 000 | 20.0 |
| 22.0 | 62.2 | 39.9 | 31 000 | 29 400 | 27 900 | 26 500 | 22.0 |
| 24.0 | 59.1 | 38.7 | 27 300 | 26 000 | 24 800 | 23 600 | 24.0 |
| 26.0 | 55.9 | 37.4 | 24 200 | 23 200 | 22 200 | 21 200 | 26.0 |
| 28.0 | 52.6 | 35.9 | 21 700 | 20 800 | 19 900 | 19 100 | 28.0 |
| 30.0 | 49.1 | 34.2 | 19 500 | 18 700 | 18 000 | 17 300 | 30.0 |
| 32.0 | 45.4 | 32.3 | 17 600 | 17 000 | 16 400 | 15 800 | 32.0 |
| 34.0 | 41.4 | 30.1 | 16 000 | 15 400 | 14 900 | 14 400 | 34.0 |
| 36.0 | 37.0 | 27.6 | 14 500 | 14 100 | 13 600 | 13 200 | 36.0 |
| 38.0 | 32.2 | 24.6 | 13 200 | 12 800 | 12 400 | 12 100 | 38.0 |
| 40.0 | 26.6 | 20.9 | 12 000 | 11 700 | 11 400 | 11 100 | 40.0 |
| 42.0 | 19.4 | 16.0 | 11 000 | 10 700 | 10 500 | 10 200 | 42.0 |




Liftcrane Boom Capacities

Boom No. 82 or 22EL
83 730 kg Crane Counterweight
19 960 kg Carbody Counterweight
Crawler Machine on a Barge
0 Degree thru 3 Degree Machine List
No Travel - 360 Degree Rating

999 SERIES 2

| Oper. Radius Meters | Boom Angle Deg. | Boom Point Elev. Meters | 0 Degree List Boom Capacity Kilograms | 1 Degree List Boom Capacity Kilograms | 2 Degree List Boom Capacity Kilograms | 3 Degree List Boom Capacity Kilograms | Oper. Radius Meters |
|-----------------------------|-----------------|-------------------------|---------------------------------------|---------------------------------------|---------------------------------------|---------------------------------------|---------------------|
| 45.7m (150 Ft.) BOOM | | | | | | | |
| 7.9 | 82.8 | 47.7 | 120 400 * | | | | 7.9 |
| 8.0 | 82.7 | 47.7 | 120 100 * | | | | 8.0 |
| 9.0 | 81.4 | 47.6 | 114 000 | 92 400 * | | | 9.0 |
| 10.0 | 80.2 | 47.4 | 97 300 | 86 200 | 74 500 | | 10.0 |
| 11.0 | 78.9 | 47.2 | 84 100 | 75 000 | 67 500 | 61 100 | 11.0 |
| 12.0 | 77.6 | 47.0 | 73 800 | 66 600 | 60 400 | 55 100 | 12.0 |
| 13.0 | 76.3 | 46.7 | 65 700 | 59 700 | 54 600 | 50 100 | 13.0 |
| 14.0 | 75.0 | 46.4 | 59 000 | 54 000 | 49 700 | 45 900 | 14.0 |
| 15.0 | 73.7 | 46.2 | 53 400 | 49 200 | 45 500 | 42 200 | 15.0 |
| 16.0 | 72.4 | 45.8 | 48 700 | 45 100 | 41 900 | 39 000 | 16.0 |
| 18.0 | 69.7 | 45.1 | 41 100 | 38 400 | 35 900 | 33 700 | 18.0 |
| 20.0 | 67.0 | 44.3 | 35 300 | 33 200 | 31 300 | 29 500 | 20.0 |
| 22.0 | 64.3 | 43.3 | 30 800 | 29 100 | 27 500 | 26 000 | 22.0 |
| 24.0 | 61.4 | 42.3 | 27 100 | 25 700 | 24 400 | 23 200 | 24.0 |
| 26.0 | 58.5 | 41.1 | 24 000 | 22 900 | 21 800 | 20 800 | 26.0 |
| 28.0 | 55.5 | 39.7 | 21 500 | 20 500 | 19 600 | 18 800 | 28.0 |
| 30.0 | 52.3 | 38.2 | 19 300 | 18 500 | 17 700 | 17 000 | 30.0 |
| 32.0 | 49.1 | 36.5 | 17 400 | 16 700 | 16 100 | 15 400 | 32.0 |
| 34.0 | 45.6 | 34.6 | 15 800 | 15 200 | 14 600 | 14 100 | 34.0 |
| 36.0 | 41.9 | 32.5 | 14 300 | 13 800 | 13 300 | 12 900 | 36.0 |
| 38.0 | 37.9 | 30.0 | 13 000 | 12 600 | 12 200 | 11 700 | 38.0 |
| 40.0 | 33.6 | 27.2 | 11 900 | 11 500 | 11 200 | 10 800 | 40.0 |
| 42.0 | 28.6 | 23.7 | 10 800 | 10 500 | 10 200 | 9 900 | 42.0 |
| 44.0 | 22.6 | 19.4 | 9 900 | 9 600 | 9 400 | 9 100 | 44.0 |
| 48.8m (160 Ft.) BOOM | | | | | | | |
| 8.5 | 82.5 | 50.7 | 107 000 * | | | | 8.5 |
| 9.0 | 82.0 | 50.7 | 107 000 * | | | | 9.0 |
| 10.0 | 80.8 | 50.5 | 97 800 | 84 600 | | | 10.0 |
| 11.0 | 79.6 | 50.3 | 84 000 | 74 400 | 66 500 | 59 700 | 11.0 |
| 12.0 | 78.4 | 50.1 | 73 800 | 66 100 | 59 600 | 54 200 | 12.0 |
| 13.0 | 77.2 | 49.9 | 65 600 | 59 300 | 53 900 | 49 300 | 13.0 |
| 14.0 | 76.0 | 49.6 | 58 900 | 53 600 | 49 100 | 45 100 | 14.0 |
| 15.0 | 74.8 | 49.3 | 53 300 | 48 800 | 44 900 | 41 500 | 15.0 |
| 16.0 | 73.5 | 49.0 | 48 500 | 44 700 | 41 400 | 38 400 | 16.0 |
| 18.0 | 71.1 | 48.4 | 41 000 | 38 100 | 35 500 | 33 200 | 18.0 |
| 20.0 | 68.5 | 47.6 | 35 200 | 32 900 | 30 900 | 29 000 | 20.0 |
| 22.0 | 66.0 | 46.7 | 30 700 | 28 800 | 27 200 | 25 600 | 22.0 |
| 24.0 | 63.4 | 45.7 | 27 000 | 25 500 | 24 100 | 22 800 | 24.0 |
| 26.0 | 60.7 | 44.6 | 23 900 | 22 700 | 21 500 | 20 400 | 26.0 |
| 28.0 | 57.9 | 43.4 | 21 400 | 20 300 | 19 400 | 18 400 | 28.0 |
| 30.0 | 55.1 | 42.1 | 19 200 | 18 300 | 17 500 | 16 700 | 30.0 |
| 32.0 | 52.1 | 40.5 | 17 300 | 16 600 | 15 800 | 15 100 | 32.0 |
| 34.0 | 49.1 | 38.8 | 15 600 | 15 000 | 14 400 | 13 800 | 34.0 |
| 36.0 | 45.8 | 37.0 | 14 200 | 13 600 | 13 100 | 12 600 | 36.0 |
| 38.0 | 42.4 | 34.8 | 12 900 | 12 400 | 11 900 | 11 500 | 38.0 |
| 40.0 | 38.7 | 32.4 | 11 800 | 11 300 | 10 900 | 10 500 | 40.0 |
| 42.0 | 34.7 | 29.7 | 10 700 | 10 400 | 10 000 | 9 700 | 42.0 |
| 44.0 | 30.2 | 26.4 | 9 800 | 9 500 | 9 100 | 8 900 | 44.0 |
| 46.0 | 25.0 | 22.5 | 8 900 | 8 600 | 8 400 | 8 200 | 46.0 |
| 48.0 | 18.5 | 17.3 | 8 100 | 7 900 | 7 700 | 7 500 | 48.0 |

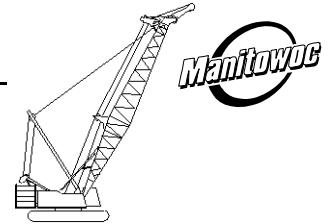


Liftcrane Boom Capacities

Boom No. 82 or 22EL
 83 730 kg Crane Counterweight
 19 960 kg Carbody Counterweight
 Crawler Machine on a Barge
 0 Degree thru 3 Degree Machine List
 No Travel - 360 Degree Rating

999 SERIES 2

| Oper. Radius Meters | Boom Angle Deg. | Boom Point Elev. Meters | 0 Degree List Boom Capacity Kilograms | 1 Degree List Boom Capacity Kilograms | 2 Degree List Boom Capacity Kilograms | 3 Degree List Boom Capacity Kilograms | Oper. Radius Meters |
|-----------------------------|-----------------|-------------------------|---------------------------------------|---------------------------------------|---------------------------------------|---------------------------------------|---------------------|
| 51.8m (170 Ft.) BOOM | | | | | | | |
| 8.5 | 83.0 | 53.8 | 105 500 * | | | | 8.5 |
| 9.0 | 82.5 | 53.7 | 104 000 * | | | | 9.0 |
| 10.0 | 81.3 | 53.6 | 98 200 | 79 200 * | | | 10.0 |
| 11.0 | 80.2 | 53.4 | 84 000 | 73 900 | 64 100 | | 11.0 |
| 12.0 | 79.1 | 53.2 | 73 700 | 65 600 | 59 000 | 52 000 * | 12.0 |
| 13.0 | 78.0 | 53.0 | 65 500 | 58 900 | 53 300 | 48 400 | 13.0 |
| 14.0 | 76.8 | 52.8 | 58 800 | 53 200 | 48 500 | 44 300 | 14.0 |
| 15.0 | 75.7 | 52.5 | 53 200 | 48 500 | 44 400 | 40 900 | 15.0 |
| 16.0 | 74.5 | 52.2 | 48 400 | 44 400 | 40 900 | 37 800 | 16.0 |
| 18.0 | 72.2 | 51.6 | 40 900 | 37 900 | 35 100 | 32 700 | 18.0 |
| 20.0 | 69.9 | 50.9 | 35 100 | 32 700 | 30 500 | 28 600 | 20.0 |
| 22.0 | 67.5 | 50.1 | 30 600 | 28 600 | 26 900 | 25 300 | 22.0 |
| 24.0 | 65.1 | 49.2 | 26 900 | 25 300 | 23 800 | 22 500 | 24.0 |
| 26.0 | 62.6 | 48.1 | 23 800 | 22 500 | 21 300 | 20 100 | 26.0 |
| 28.0 | 60.0 | 47.0 | 21 300 | 20 100 | 19 100 | 18 100 | 28.0 |
| 30.0 | 57.4 | 45.8 | 19 100 | 18 100 | 17 200 | 16 400 | 30.0 |
| 32.0 | 54.7 | 44.4 | 17 200 | 16 400 | 15 600 | 14 900 | 32.0 |
| 34.0 | 52.0 | 42.8 | 15 500 | 14 800 | 14 100 | 13 500 | 34.0 |
| 36.0 | 49.1 | 41.1 | 14 100 | 13 500 | 12 900 | 12 300 | 36.0 |
| 38.0 | 46.0 | 39.3 | 12 800 | 12 300 | 11 800 | 11 300 | 38.0 |
| 40.0 | 42.8 | 37.2 | 11 600 | 11 200 | 10 700 | 10 300 | 40.0 |
| 42.0 | 39.4 | 34.8 | 10 600 | 10 200 | 9 800 | 9 400 | 42.0 |
| 44.0 | 35.7 | 32.1 | 9 700 | 9 300 | 9 000 | 8 600 | 44.0 |
| 46.0 | 31.6 | 29.1 | 8 800 | 8 500 | 8 200 | 7 900 | 46.0 |
| 48.0 | 27.0 | 25.4 | 8 000 | 7 800 | 7 500 | 7 300 | 48.0 |
| 50.0 | 21.5 | 20.8 | 7 300 | 7 100 | 6 900 | 6 700 | 50.0 |




Liftcrane Boom Capacities

Boom No. 82 or 22EL
 83 730 kg Crane Counterweight
 19 960 kg Carbody Counterweight
 Crawler Machine on a Barge
 0 Degree thru 3 Degree Machine List
 No Travel - 360 Degree Rating

999 SERIES 2

| Oper. Radius Meters | Boom Angle Deg. | Boom Point Elev. Meters | 0 Degree List Boom Capacity Kilograms | 1 Degree List Boom Capacity Kilograms | 2 Degree List Boom Capacity Kilograms | 3 Degree List Boom Capacity Kilograms | Oper. Radius Meters |
|-----------------------------|-----------------|-------------------------|---------------------------------------|---------------------------------------|---------------------------------------|---------------------------------------|---------------------|
| 54.9m (180 Ft.) BOOM | | | | | | | |
| 9.1 | 82.7 | 56.8 | 93 600 * | | | | 9.1 |
| 10.0 | 81.8 | 56.7 | 92 900 | | | | 10.0 |
| 11.0 | 80.8 | 56.5 | 83 900 | 73 200 | 57 500 * | | 11.0 |
| 12.0 | 79.7 | 56.3 | 73 600 | 65 100 | 57 100 | | 12.0 |
| 13.0 | 78.6 | 56.1 | 65 400 | 58 400 | 52 500 | 45 500 * | 13.0 |
| 14.0 | 77.6 | 55.9 | 58 700 | 52 800 | 47 900 | 43 600 | 14.0 |
| 15.0 | 76.5 | 55.6 | 53 000 | 48 200 | 43 900 | 40 200 | 15.0 |
| 16.0 | 75.4 | 55.4 | 48 300 | 44 100 | 40 400 | 37 200 | 16.0 |
| 18.0 | 73.2 | 54.8 | 40 700 | 37 500 | 34 700 | 32 100 | 18.0 |
| 20.0 | 71.0 | 54.1 | 35 000 | 32 400 | 30 200 | 28 100 | 20.0 |
| 22.0 | 68.8 | 53.4 | 30 400 | 28 400 | 26 500 | 24 800 | 22.0 |
| 24.0 | 66.5 | 52.5 | 26 700 | 25 100 | 23 500 | 22 100 | 24.0 |
| 26.0 | 64.2 | 51.6 | 23 700 | 22 300 | 21 000 | 19 800 | 26.0 |
| 28.0 | 61.9 | 50.5 | 21 100 | 19 900 | 18 800 | 17 800 | 28.0 |
| 30.0 | 59.5 | 49.4 | 18 900 | 17 900 | 17 000 | 16 100 | 30.0 |
| 32.0 | 57.0 | 48.1 | 17 000 | 16 100 | 15 300 | 14 600 | 32.0 |
| 34.0 | 54.4 | 46.7 | 15 400 | 14 600 | 13 900 | 13 300 | 34.0 |
| 36.0 | 51.8 | 45.1 | 13 900 | 13 300 | 12 700 | 12 100 | 36.0 |
| 38.0 | 49.0 | 43.4 | 12 600 | 12 100 | 11 500 | 11 000 | 38.0 |
| 40.0 | 46.2 | 41.6 | 11 500 | 11 000 | 10 500 | 10 000 | 40.0 |
| 42.0 | 43.2 | 39.5 | 10 500 | 10 000 | 9 600 | 9 200 | 42.0 |
| 44.0 | 40.0 | 37.2 | 9 500 | 9 100 | 8 800 | 8 400 | 44.0 |
| 46.0 | 36.6 | 34.6 | 8 700 | 8 300 | 8 000 | 7 700 | 46.0 |
| 48.0 | 32.8 | 31.6 | 7 900 | 7 600 | 7 300 | 7 000 | 48.0 |
| 50.0 | 28.6 | 28.2 | 7 200 | 6 900 | 6 700 | 6 400 | 50.0 |
| 52.0 | 23.8 | 24.0 | 6 500 | 6 300 | 6 100 | 5 800 | 52.0 |

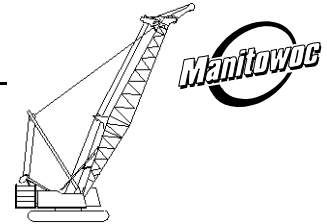


Liftcrane Boom Capacities

Boom No. 82 or 22EL
83 730 kg Crane Counterweight
19 960 kg Carbody Counterweight
Crawler Machine on a Barge
0 Degree thru 3 Degree Machine List
No Travel - 360 Degree Rating

999 SERIES 2

| Oper. Radius Meters | Boom Angle Deg. | Boom Point Elev. Meters | 0 Degree List Boom Capacity Kilograms | 1 Degree List Boom Capacity Kilograms | 2 Degree List Boom Capacity Kilograms | 3 Degree List Boom Capacity Kilograms | Oper. Radius Meters |
|-----------------------------|-----------------|-------------------------|---------------------------------------|---------------------------------------|---------------------------------------|---------------------------------------|---------------------|
| 57.9m (190 Ft.) BOOM | | | | | | | |
| 9.8 | 82.5 | 59.8 | 89 200 * | | | | 9.8 |
| 10.0 | 82.3 | 59.8 | 88 600 * | | | | 10.0 |
| 11.0 | 81.3 | 59.6 | 83 900 | 67 100 * | | | 11.0 |
| 12.0 | 80.3 | 59.4 | 73 500 | 64 400 | 50 500 * | | 12.0 |
| 13.0 | 79.2 | 59.2 | 65 300 | 57 900 | 50 300 | 39 800 * | 13.0 |
| 14.0 | 78.2 | 59.0 | 58 500 | 52 400 | 47 300 | 39 700 * | 14.0 |
| 15.0 | 77.2 | 58.8 | 52 900 | 47 700 | 43 300 | 39 200 | 15.0 |
| 16.0 | 76.2 | 58.5 | 48 200 | 43 700 | 39 900 | 37 000 | 16.0 |
| 18.0 | 74.2 | 58.0 | 40 600 | 37 200 | 34 200 | 31 600 | 18.0 |
| 20.0 | 72.1 | 57.3 | 34 800 | 32 100 | 29 800 | 27 600 | 20.0 |
| 22.0 | 70.0 | 56.6 | 30 200 | 28 100 | 26 100 | 24 400 | 22.0 |
| 24.0 | 67.8 | 55.8 | 26 500 | 24 800 | 23 200 | 21 700 | 24.0 |
| 26.0 | 65.7 | 54.9 | 23 500 | 22 000 | 20 700 | 19 400 | 26.0 |
| 28.0 | 63.5 | 54.0 | 20 900 | 19 600 | 18 500 | 17 400 | 28.0 |
| 30.0 | 61.2 | 52.9 | 18 700 | 17 600 | 16 600 | 15 700 | 30.0 |
| 32.0 | 58.9 | 51.7 | 16 800 | 15 900 | 15 100 | 14 200 | 32.0 |
| 34.0 | 56.6 | 50.4 | 15 200 | 14 400 | 13 600 | 12 900 | 34.0 |
| 36.0 | 54.1 | 49.0 | 13 700 | 13 000 | 12 300 | 11 700 | 36.0 |
| 38.0 | 51.6 | 47.4 | 12 400 | 11 800 | 11 200 | 10 700 | 38.0 |
| 40.0 | 49.0 | 45.7 | 11 300 | 10 700 | 10 200 | 9 700 | 40.0 |
| 42.0 | 46.3 | 43.9 | 10 300 | 9 800 | 9 300 | 8 900 | 42.0 |
| 44.0 | 43.5 | 41.8 | 9 300 | 8 900 | 8 500 | 8 100 | 44.0 |
| 46.0 | 40.5 | 39.6 | 8 500 | 8 100 | 7 700 | 7 400 | 46.0 |
| 48.0 | 37.3 | 37.0 | 7 700 | 7 400 | 7 000 | 6 700 | 48.0 |
| 50.0 | 33.9 | 34.2 | 7 000 | 6 700 | 6 400 | 6 100 | 50.0 |
| 52.0 | 30.0 | 30.9 | 6 300 | 6 100 | 5 800 | 5 600 | 52.0 |
| 54.0 | 25.7 | 27.0 | 5 700 | 5 500 | 5 300 | 5 000 | 54.0 |
| 56.0 | 20.5 | 22.1 | 5 100 | 5 000 | 4 800 | 4 600 | 56.0 |




Liftcrane Boom Capacities

Boom No. 82 or 22EL
 83 730 kg Crane Counterweight
 19 960 kg Carbody Counterweight
 Crawler Machine on a Barge
 0 Degree thru 3 Degree Machine List
 No Travel - 360 Degree Rating

999 SERIES 2

| Oper. Radius Meters | Boom Angle Deg. | Boom Point Elev. Meters | 0 Degree List Boom Capacity Kilograms | 1 Degree List Boom Capacity Kilograms | 2 Degree List Boom Capacity Kilograms | 3 Degree List Boom Capacity Kilograms | Oper. Radius Meters |
|-----------------------------|-----------------|-------------------------|---------------------------------------|---------------------------------------|---------------------------------------|---------------------------------------|---------------------|
| 61.0m (200 Ft.) BOOM | | | | | | | |
| 9.8 | 82.9 | 62.9 | 80 200 * | | | | 9.8 |
| 10.0 | 82.7 | 62.8 | 80 200 * | | | | 10.0 |
| 11.0 | 81.7 | 62.7 | 80 100 | 59 900 * | | | 11.0 |
| 12.0 | 80.7 | 62.5 | 73 800 | 59 700 * | | | 12.0 |
| 13.0 | 79.8 | 62.3 | 65 200 | 57 800 | 44 700 * | 35 100 * | 13.0 |
| 14.0 | 78.8 | 62.1 | 58 400 | 52 000 | 44 600 * | 35 000 * | 14.0 |
| 15.0 | 77.9 | 61.9 | 52 800 | 47 400 | 43 000 | 34 900 * | 15.0 |
| 16.0 | 76.9 | 61.7 | 48 000 | 43 400 | 39 400 | 34 600 | 16.0 |
| 18.0 | 75.0 | 61.2 | 40 500 | 36 900 | 33 800 | 31 300 | 18.0 |
| 20.0 | 73.0 | 60.6 | 34 700 | 31 900 | 29 400 | 27 100 | 20.0 |
| 22.0 | 71.0 | 59.9 | 30 100 | 27 800 | 25 800 | 23 900 | 22.0 |
| 24.0 | 69.0 | 59.1 | 26 300 | 24 500 | 22 800 | 21 300 | 24.0 |
| 26.0 | 67.0 | 58.3 | 23 300 | 21 700 | 20 300 | 19 000 | 26.0 |
| 28.0 | 64.9 | 57.4 | 20 700 | 19 400 | 18 200 | 17 100 | 28.0 |
| 30.0 | 62.8 | 56.4 | 18 500 | 17 400 | 16 400 | 15 400 | 30.0 |
| 32.0 | 60.7 | 55.3 | 16 600 | 15 700 | 14 800 | 13 900 | 32.0 |
| 34.0 | 58.5 | 54.1 | 15 000 | 14 200 | 13 400 | 12 600 | 34.0 |
| 36.0 | 56.2 | 52.7 | 13 500 | 12 800 | 12 100 | 11 400 | 36.0 |
| 38.0 | 53.9 | 51.3 | 12 300 | 11 600 | 11 000 | 10 400 | 38.0 |
| 40.0 | 51.5 | 49.7 | 11 100 | 10 600 | 10 000 | 9 400 | 40.0 |
| 42.0 | 49.0 | 48.0 | 10 100 | 9 600 | 9 100 | 8 600 | 42.0 |
| 44.0 | 46.5 | 46.2 | 9 100 | 8 700 | 8 200 | 7 800 | 44.0 |
| 46.0 | 43.8 | 44.2 | 8 300 | 7 900 | 7 500 | 7 100 | 46.0 |
| 48.0 | 41.0 | 41.9 | 7 500 | 7 200 | 6 800 | 6 500 | 48.0 |
| 50.0 | 38.0 | 39.4 | 6 800 | 6 500 | 6 200 | 5 900 | 50.0 |
| 52.0 | 34.8 | 36.6 | 6 200 | 5 900 | 5 600 | 5 300 | 52.0 |
| 54.0 | 31.2 | 33.5 | 5 600 | 5 300 | 5 000 | 4 800 | 54.0 |
| 56.0 | 27.3 | 29.8 | 5 000 | 4 800 | 4 500 | 4 400 | 56.0 |
| 58.0 | 22.8 | 25.4 | 4 500 | 4 300 | 4 100 | 3 900 | 58.0 |

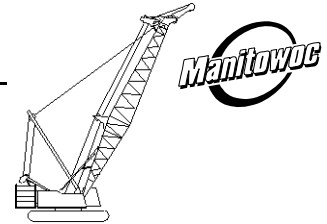


Liftcrane Boom Capacities

Boom No. 82 or 22EL
 83 730 kg Crane Counterweight
 19 960 kg Carbody Counterweight
 Crawler Machine on a Barge
 0 Degree thru 3 Degree Machine List
 No Travel - 360 Degree Rating

999 SERIES 2

| Oper. Radius Meters | Boom Angle Deg. | Boom Point Elev. Meters | 0 Degree List Boom Capacity Kilograms | 1 Degree List Boom Capacity Kilograms | 2 Degree List Boom Capacity Kilograms | 3 Degree List Boom Capacity Kilograms | Oper. Radius Meters |
|-----------------------------|-----------------|-------------------------|---------------------------------------|---------------------------------------|---------------------------------------|---------------------------------------|---------------------|
| 64.0m (210 Ft.) BOOM | | | | | | | |
| 10.4 | 82.7 | 65.9 | 77 700 * | | | | 10.4 |
| 11.0 | 82.1 | 65.8 | 76 700 * | | | | 11.0 |
| 12.0 | 81.2 | 65.6 | 73 200 | 53 300 * | | | 12.0 |
| 13.0 | 80.3 | 65.4 | 65 000 | 53 200 * | 39 700 * | | 13.0 |
| 14.0 | 79.4 | 65.2 | 58 300 | 51 600 | 39 500 * | 30 800 * | 14.0 |
| 15.0 | 78.5 | 65.0 | 52 700 | 47 000 | 39 400 * | 30 800 * | 15.0 |
| 16.0 | 77.5 | 64.8 | 47 900 | 43 000 | 38 500 | 30 700 * | 16.0 |
| 18.0 | 75.7 | 64.3 | 40 300 | 36 600 | 33 500 | 30 100 | 18.0 |
| 20.0 | 73.8 | 63.7 | 34 500 | 31 600 | 29 000 | 26 700 | 20.0 |
| 22.0 | 72.0 | 63.1 | 29 900 | 27 600 | 25 500 | 23 600 | 22.0 |
| 24.0 | 70.1 | 62.4 | 26 200 | 24 300 | 22 500 | 21 000 | 24.0 |
| 26.0 | 68.1 | 61.6 | 23 200 | 21 600 | 20 100 | 18 700 | 26.0 |
| 28.0 | 66.2 | 60.7 | 20 600 | 19 200 | 17 900 | 16 800 | 28.0 |
| 30.0 | 64.2 | 59.8 | 18 400 | 17 200 | 16 100 | 15 100 | 30.0 |
| 32.0 | 62.2 | 58.8 | 16 500 | 15 500 | 14 500 | 13 700 | 32.0 |
| 34.0 | 60.1 | 57.6 | 14 900 | 13 900 | 13 100 | 12 400 | 34.0 |
| 36.0 | 58.0 | 56.4 | 13 400 | 12 600 | 11 900 | 11 200 | 36.0 |
| 38.0 | 55.9 | 55.1 | 12 100 | 11 400 | 10 800 | 10 200 | 38.0 |
| 40.0 | 53.7 | 53.6 | 10 900 | 10 400 | 9 800 | 9 200 | 40.0 |
| 42.0 | 51.4 | 52.0 | 9 900 | 9 400 | 8 900 | 8 400 | 42.0 |
| 44.0 | 49.0 | 50.3 | 9 000 | 8 500 | 8 000 | 7 600 | 44.0 |
| 46.0 | 46.6 | 48.5 | 8 100 | 7 700 | 7 300 | 6 900 | 46.0 |
| 48.0 | 44.1 | 46.5 | 7 400 | 7 000 | 6 600 | 6 300 | 48.0 |
| 50.0 | 41.4 | 44.3 | 6 700 | 6 300 | 6 000 | 5 700 | 50.0 |
| 52.0 | 38.6 | 41.8 | 6 000 | 5 700 | 5 400 | 5 100 | 52.0 |
| 54.0 | 35.6 | 39.1 | 5 400 | 5 100 | 4 900 | 4 600 | 54.0 |
| 56.0 | 32.3 | 36.1 | 4 900 | 4 600 | 4 300 | 4 100 | 56.0 |
| 58.0 | 28.7 | 32.6 | 4 300 | 4 100 | 3 900 | 3 700 | 58.0 |
| 60.0 | 24.6 | 28.5 | 3 900 | 3 600 | 3 500 | 3 300 | 60.0 |
| 62.0 | 19.7 | 23.4 | 3 400 | 3 200 | 3 000 | 2 900 | 62.0 |




Liftcrane Boom Capacities

Boom No. 82 or 22EL
83 730 kg Crane Counterweight
19 960 kg Carbody Counterweight
Crawler Machine on a Barge
0 Degree thru 3 Degree Machine List
No Travel - 360 Degree Rating

999 SERIES 2

| Oper. Radius Meters | Boom Angle Deg. | Boom Point Elev. Meters | 0 Degree List Boom Capacity Kilograms | 1 Degree List Boom Capacity Kilograms | 2 Degree List Boom Capacity Kilograms | 3 Degree List Boom Capacity Kilograms | Oper. Radius Meters |
|-----------------------------|-----------------|-------------------------|---------------------------------------|---------------------------------------|---------------------------------------|---------------------------------------|---------------------|
| 67.1m (220 Ft.) BOOM | | | | | | | |
| 10.4 | 83.0 | 68.9 | 70 300 * | | | | 10.4 |
| 11.0 | 82.5 | 68.8 | 70 100 * | | | | 11.0 |
| 12.0 | 81.6 | 68.7 | 69 800 * | 47 900 * | | | 12.0 |
| 13.0 | 80.7 | 68.5 | 65 100 | 47 800 * | 35 400 * | | 13.0 |
| 14.0 | 79.9 | 68.3 | 58 200 | 47 600 * | 35 200 * | | 14.0 |
| 15.0 | 79.0 | 68.2 | 52 500 | 46 600 | 35 200 * | 27 200 * | 15.0 |
| 16.0 | 78.1 | 67.9 | 47 800 | 43 000 | 35 100 * | 27 100 * | 16.0 |
| 18.0 | 76.4 | 67.5 | 40 200 | 36 300 | 33 000 | 27 000 * | 18.0 |
| 20.0 | 74.6 | 66.9 | 34 300 | 31 300 | 28 600 | 26 400 | 20.0 |
| 22.0 | 72.8 | 66.3 | 29 800 | 27 300 | 25 100 | 23 200 | 22.0 |
| 24.0 | 71.0 | 65.6 | 26 100 | 24 000 | 22 200 | 20 500 | 24.0 |
| 26.0 | 69.2 | 64.9 | 23 000 | 21 300 | 19 800 | 18 300 | 26.0 |
| 28.0 | 67.3 | 64.1 | 20 400 | 19 000 | 17 700 | 16 400 | 28.0 |
| 30.0 | 65.5 | 63.2 | 18 200 | 17 000 | 15 800 | 14 800 | 30.0 |
| 32.0 | 63.6 | 62.2 | 16 300 | 15 200 | 14 200 | 13 300 | 32.0 |
| 34.0 | 61.6 | 61.1 | 14 700 | 13 700 | 12 900 | 12 000 | 34.0 |
| 36.0 | 59.6 | 60.0 | 13 200 | 12 400 | 11 600 | 10 900 | 36.0 |
| 38.0 | 57.6 | 58.7 | 11 900 | 11 200 | 10 500 | 9 900 | 38.0 |
| 40.0 | 55.6 | 57.4 | 10 800 | 10 100 | 9 500 | 8 900 | 40.0 |
| 42.0 | 53.5 | 55.9 | 9 700 | 9 200 | 8 600 | 8 100 | 42.0 |
| 44.0 | 51.3 | 54.4 | 8 800 | 8 300 | 7 800 | 7 300 | 44.0 |
| 46.0 | 49.0 | 52.6 | 8 000 | 7 500 | 7 100 | 6 700 | 46.0 |
| 48.0 | 46.7 | 50.8 | 7 200 | 6 800 | 6 400 | 6 000 | 48.0 |
| 50.0 | 44.3 | 48.8 | 6 500 | 6 100 | 5 700 | 5 400 | 50.0 |
| 52.0 | 41.8 | 46.6 | 5 800 | 5 500 | 5 200 | 4 800 | 52.0 |
| 54.0 | 39.1 | 44.2 | 5 200 | 4 900 | 4 600 | 4 400 | 54.0 |
| 56.0 | 36.3 | 41.6 | 4 700 | 4 400 | 4 100 | 3 900 | 56.0 |
| 58.0 | 33.2 | 38.6 | 4 100 | 3 900 | 3 600 | 3 400 | 58.0 |
| 60.0 | 29.9 | 35.3 | 3 700 | 3 500 | 3 200 | 3 000 | 60.0 |
| 62.0 | 26.2 | 31.4 | 3 200 | 3 000 | 2 800 | 2 600 | 62.0 |
| 64.0 | 21.9 | 26.8 | 2 800 | 2 600 | 2 400 | 2 300 | 64.0 |

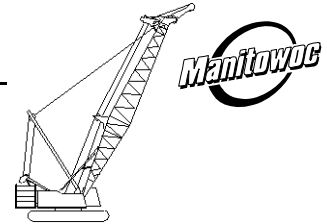


Liftcrane Boom Capacities

Boom No. 82 or 22EL
83 730 kg Crane Counterweight
19 960 kg Carbody Counterweight
Crawler Machine on a Barge
0 Degree thru 3 Degree Machine List
No Travel - 360 Degree Rating

999 SERIES 2

| Oper. Radius Meters | Boom Angle Deg. | Boom Point Elev. Meters | 0 Degree List Boom Capacity Kilograms | 1 Degree List Boom Capacity Kilograms | 2 Degree List Boom Capacity Kilograms | 3 Degree List Boom Capacity Kilograms | Oper. Radius Meters |
|-----------------------------|-----------------|-------------------------|---------------------------------------|---------------------------------------|---------------------------------------|---------------------------------------|---------------------|
| 70.1m (230 Ft.) BOOM | | | | | | | |
| 11.0 | 82.8 | 71.9 | 63 100 * | | | | 11.0 |
| 12.0 | 82.0 | 71.8 | 62 800 * | | | | 12.0 |
| 13.0 | 81.1 | 71.6 | 62 400 | 42 700 * | | | 13.0 |
| 14.0 | 80.3 | 71.4 | 58 100 | 42 500 * | 31 200 * | | 14.0 |
| 15.0 | 79.5 | 71.3 | 52 400 | 42 400 * | 31 100 * | 23 800 * | 15.0 |
| 16.0 | 78.6 | 71.1 | 47 600 | 41 400 | 31 000 * | 23 800 * | 16.0 |
| 18.0 | 77.0 | 70.6 | 40 000 | 36 200 | 30 800 * | 23 600 * | 18.0 |
| 20.0 | 75.3 | 70.1 | 34 200 | 31 000 | 28 300 | 23 500 * | 20.0 |
| 22.0 | 73.6 | 69.5 | 29 600 | 27 000 | 24 700 | 22 800 | 22.0 |
| 24.0 | 71.9 | 68.9 | 25 900 | 23 700 | 21 900 | 20 100 | 24.0 |
| 26.0 | 70.1 | 68.2 | 22 800 | 21 000 | 19 400 | 18 000 | 26.0 |
| 28.0 | 68.4 | 67.4 | 20 200 | 18 700 | 17 300 | 16 000 | 28.0 |
| 30.0 | 66.6 | 66.5 | 18 000 | 16 700 | 15 500 | 14 400 | 30.0 |
| 32.0 | 64.8 | 65.6 | 16 100 | 15 000 | 13 900 | 13 000 | 32.0 |
| 34.0 | 63.0 | 64.6 | 14 500 | 13 500 | 12 600 | 11 700 | 34.0 |
| 36.0 | 61.1 | 63.5 | 13 000 | 12 100 | 11 300 | 10 600 | 36.0 |
| 38.0 | 59.2 | 62.3 | 11 700 | 10 900 | 10 200 | 9 500 | 38.0 |
| 40.0 | 57.3 | 61.1 | 10 500 | 9 900 | 9 300 | 8 600 | 40.0 |
| 42.0 | 55.3 | 59.7 | 9 500 | 8 900 | 8 300 | 7 800 | 42.0 |
| 44.0 | 53.3 | 58.2 | 8 600 | 8 100 | 7 500 | 7 000 | 44.0 |
| 46.0 | 51.2 | 56.7 | 7 700 | 7 200 | 6 800 | 6 300 | 46.0 |
| 48.0 | 49.0 | 54.9 | 7 000 | 6 500 | 6 100 | 5 700 | 48.0 |
| 50.0 | 46.8 | 53.1 | 6 300 | 5 800 | 5 500 | 5 100 | 50.0 |
| 52.0 | 44.5 | 51.1 | 5 600 | 5 200 | 4 900 | 4 600 | 52.0 |
| 54.0 | 42.1 | 48.9 | 5 000 | 4 700 | 4 400 | 4 100 | 54.0 |
| 56.0 | 39.6 | 46.6 | 4 400 | 4 200 | 3 800 | 3 600 | 56.0 |
| 58.0 | 36.9 | 44.0 | 3 900 | 3 600 | 3 400 | 3 200 | 58.0 |
| 60.0 | 34.0 | 41.1 | 3 400 | 3 200 | 3 000 | 2 700 | 60.0 |
| 62.0 | 30.9 | 37.9 | 3 000 | 2 800 | 2 500 | 2 300 | 62.0 |
| 64.0 | 27.5 | 34.3 | 2 600 | 2 400 | 2 200 | 2 000 | 64.0 |
| 66.0 | 23.7 | 30.0 | 2 200 | 2 000 | | | 66.0 |

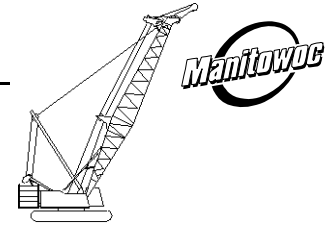


Liftcrane Boom Capacities

Boom No. 82 or 22EL
 83 730 kg Crane Counterweight
 19 960 kg Carbody Counterweight
 Crawler Machine on a Barge
 0 Degree thru 3 Degree Machine List
 No Travel - 360 Degree Rating

999 SERIES 2

| Oper. Radius Meters | Boom Angle Deg. | Boom Point Elev. Meters | 0 Degree List Boom Capacity Kilograms | 1 Degree List Boom Capacity Kilograms | 2 Degree List Boom Capacity Kilograms | 3 Degree List Boom Capacity Kilograms | Oper. Radius Meters |
|-----------------------------|-----------------|-------------------------|---------------------------------------|---------------------------------------|---------------------------------------|---------------------------------------|---------------------|
| 73.2m (240 Ft.) BOOM | | | | | | | |
| 11.6 | 82.6 | 74.9 | 57 200 * | | | | 11.6 |
| 12.0 | 82.3 | 74.9 | 57 100 * | | | | 12.0 |
| 13.0 | 81.5 | 74.7 | 56 800 * | 38 500 * | | | 13.0 |
| 14.0 | 80.7 | 74.5 | 56 500 * | 38 300 * | | | 14.0 |
| 15.0 | 79.9 | 74.4 | 52 400 | 38 200 * | 27 800 * | | 15.0 |
| 16.0 | 79.1 | 74.2 | 47 400 | 38 000 * | 27 700 * | 21 000 * | 16.0 |
| 18.0 | 77.5 | 73.7 | 39 800 | 35 600 | 27 500 * | 20 900 * | 18.0 |
| 20.0 | 75.9 | 73.2 | 34 000 | 30 700 | 27 200 | 20 800 * | 20.0 |
| 22.0 | 74.3 | 72.7 | 29 400 | 26 700 | 24 500 | 20 600 * | 22.0 |
| 24.0 | 72.6 | 72.1 | 25 700 | 23 500 | 21 500 | 19 700 | 24.0 |
| 26.0 | 71.0 | 71.4 | 22 600 | 20 700 | 19 100 | 17 600 | 26.0 |
| 28.0 | 69.3 | 70.7 | 20 000 | 18 400 | 17 000 | 15 700 | 28.0 |
| 30.0 | 67.6 | 69.8 | 17 800 | 16 400 | 15 200 | 14 100 | 30.0 |
| 32.0 | 65.9 | 69.0 | 15 900 | 14 700 | 13 700 | 12 700 | 32.0 |
| 34.0 | 64.2 | 68.0 | 14 300 | 13 200 | 12 300 | 11 400 | 34.0 |
| 36.0 | 62.4 | 67.0 | 12 800 | 11 900 | 11 100 | 10 300 | 36.0 |
| 38.0 | 60.6 | 65.9 | 11 500 | 10 700 | 10 000 | 9 300 | 38.0 |
| 40.0 | 58.8 | 64.7 | 10 400 | 9 600 | 9 000 | 8 400 | 40.0 |
| 42.0 | 56.9 | 63.4 | 9 300 | 8 700 | 8 100 | 7 500 | 42.0 |
| 44.0 | 55.0 | 62.0 | 8 400 | 7 800 | 7 300 | 6 800 | 44.0 |
| 46.0 | 53.1 | 60.5 | 7 500 | 7 000 | 6 500 | 6 100 | 46.0 |
| 48.0 | 51.1 | 59.0 | 6 800 | 6 300 | 5 900 | 5 400 | 48.0 |
| 50.0 | 49.0 | 57.2 | 6 100 | 5 600 | 5 200 | 4 800 | 50.0 |
| 52.0 | 46.9 | 55.4 | 5 400 | 5 000 | 4 700 | 4 300 | 52.0 |
| 54.0 | 44.7 | 53.4 | 4 800 | 4 500 | 4 100 | 3 800 | 54.0 |
| 56.0 | 42.4 | 51.3 | 4 300 | 3 900 | 3 600 | 3 300 | 56.0 |
| 58.0 | 40.0 | 49.0 | 3 700 | 3 500 | 3 200 | 2 900 | 58.0 |
| 60.0 | 37.5 | 46.4 | 3 300 | 3 000 | 2 700 | 2 500 | 60.0 |
| 62.0 | 34.8 | 43.6 | 2 800 | 2 600 | 2 300 | 2 100 | 62.0 |
| 64.0 | 31.9 | 40.5 | 2 400 | 2 200 | 1 900 | 1 800 | 64.0 |
| 66.0 | 28.7 | 37.0 | 2 000 | | | | 66.0 |

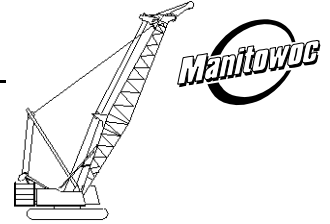


Liftcrane Boom Capacities

Boom No. 82 or 22EL
 83 730 kg Crane Counterweight
 19 960 kg Carbody Counterweight
 Crawler Machine on a Barge
 0 Degree thru 3 Degree Machine List
 No Travel - 360 Degree Rating

999 SERIES 2

| Oper. Radius Meters | Boom Angle Deg. | Boom Point Elev. Meters | 0 Degree List Boom Capacity Kilograms | 1 Degree List Boom Capacity Kilograms | 2 Degree List Boom Capacity Kilograms | 3 Degree List Boom Capacity Kilograms | Oper. Radius Meters |
|-----------------------------|-----------------|-------------------------|---------------------------------------|---------------------------------------|---------------------------------------|---------------------------------------|---------------------|
| 76.2m (250 Ft.) BOOM | | | | | | | |
| 11.6 | 82.9 | 78.0 | 51 900 * | | | | 11.6 |
| 12.0 | 82.6 | 77.9 | 51 800 * | | | | 12.0 |
| 13.0 | 81.9 | 77.8 | 51 500 * | 34 800 * | | | 13.0 |
| 14.0 | 81.1 | 77.6 | 51 200 * | 34 700 * | | | 14.0 |
| 15.0 | 80.3 | 77.5 | 50 900 * | 34 500 * | 25 000 * | | 15.0 |
| 16.0 | 79.6 | 77.3 | 48 700 | 34 400 * | 24 900 * | | 16.0 |
| 18.0 | 78.0 | 76.9 | 40 000 | 34 100 * | 24 700 * | 18 600 * | 18.0 |
| 20.0 | 76.5 | 76.4 | 34 200 | 30 800 | 24 600 * | 18 500 * | 20.0 |
| 22.0 | 74.9 | 75.9 | 29 500 | 26 800 | 24 000 | 18 400 * | 22.0 |
| 24.0 | 73.4 | 75.3 | 25 800 | 23 500 | 21 600 | 18 300 * | 24.0 |
| 26.0 | 71.8 | 74.6 | 22 800 | 20 800 | 19 100 | 17 600 | 26.0 |
| 28.0 | 70.2 | 73.9 | 20 200 | 18 500 | 17 100 | 15 700 | 28.0 |
| 30.0 | 68.6 | 73.1 | 18 000 | 16 600 | 15 300 | 14 100 | 30.0 |
| 32.0 | 66.9 | 72.3 | 16 100 | 14 800 | 13 700 | 12 700 | 32.0 |
| 34.0 | 65.3 | 71.4 | 14 400 | 13 400 | 12 300 | 11 500 | 34.0 |
| 36.0 | 63.6 | 70.4 | 12 900 | 12 000 | 11 200 | 10 300 | 36.0 |
| 38.0 | 61.9 | 69.4 | 11 700 | 10 800 | 10 100 | 9 300 | 38.0 |
| 40.0 | 60.2 | 68.2 | 10 500 | 9 800 | 9 100 | 8 400 | 40.0 |
| 42.0 | 58.4 | 67.0 | 9 500 | 8 800 | 8 200 | 7 600 | 42.0 |
| 44.0 | 56.6 | 65.7 | 8 600 | 8 000 | 7 400 | 6 800 | 44.0 |
| 46.0 | 54.8 | 64.3 | 7 700 | 7 100 | 6 700 | 6 200 | 46.0 |
| 48.0 | 52.9 | 62.8 | 6 900 | 6 400 | 6 000 | 5 500 | 48.0 |
| 50.0 | 51.0 | 61.3 | 6 200 | 5 800 | 5 300 | 4 900 | 50.0 |
| 52.0 | 49.0 | 59.5 | 5 600 | 5 200 | 4 800 | 4 400 | 52.0 |
| 54.0 | 47.0 | 57.7 | 5 000 | 4 600 | 4 200 | 3 900 | 54.0 |
| 56.0 | 44.9 | 55.7 | 4 400 | 4 100 | 3 800 | 3 400 | 56.0 |
| 58.0 | 42.7 | 53.6 | 3 900 | 3 600 | 3 300 | 3 000 | 58.0 |
| 60.0 | 40.4 | 51.3 | 3 400 | 3 100 | 2 900 | 2 600 | 60.0 |
| 62.0 | 38.0 | 48.8 | 3 000 | 2 700 | 2 500 | 2 200 | 62.0 |
| 64.0 | 35.4 | 46.1 | 2 500 | 2 300 | 2 100 | 1 900 | 64.0 |
| 66.0 | 32.7 | 43.1 | 2 100 | 2 000 | | | 66.0 |



Liftcrane Boom Capacities

Boom No. 82 or 22EL
 83 730 kg Crane Counterweight
 19 960 kg Carbody Counterweight
 Crawler Machine on a Barge
 0 Degree thru 3 Degree Machine List
 No Travel - 360 Degree Rating

999 SERIES 2

| Oper. Radius Meters | Boom Angle Deg. | Boom Point Elev. Meters | 0 Degree List Boom Capacity Kilograms |
|-----------------------------|-----------------|-------------------------|---------------------------------------|
| 79.2m (260 Ft.) BOOM | | | |
| 12.2 | 82.8 | 81.0 | 47 300 * |
| 13.0 | 82.2 | 80.9 | 47 000 * |
| 14.0 | 81.4 | 80.7 | 46 800 * |
| 15.0 | 80.7 | 80.6 | 46 500 * |
| 16.0 | 80.0 | 80.4 | 45 600 |
| 18.0 | 78.5 | 80.0 | 40 200 |
| 20.0 | 77.0 | 79.5 | 34 000 |
| 22.0 | 75.5 | 79.0 | 29 400 |
| 24.0 | 74.0 | 78.5 | 25 600 |
| 26.0 | 72.5 | 77.8 | 22 600 |
| 28.0 | 71.0 | 77.2 | 20 000 |
| 30.0 | 69.4 | 76.4 | 17 800 |
| 32.0 | 67.9 | 75.6 | 15 900 |
| 34.0 | 66.3 | 74.8 | 14 200 |
| 36.0 | 64.7 | 73.8 | 12 800 |
| 38.0 | 63.1 | 72.8 | 11 500 |
| 40.0 | 61.5 | 71.7 | 10 300 |
| 42.0 | 59.8 | 70.6 | 9 300 |
| 44.0 | 58.1 | 69.4 | 8 300 |
| 46.0 | 56.4 | 68.1 | 7 500 |
| 48.0 | 54.6 | 66.7 | 6 700 |
| 50.0 | 52.8 | 65.2 | 6 000 |
| 52.0 | 50.9 | 63.6 | 5 400 |
| 54.0 | 49.0 | 61.8 | 4 800 |
| 56.0 | 47.1 | 60.0 | 4 200 |
| 58.0 | 45.0 | 58.1 | 3 700 |
| 60.0 | 42.9 | 56.0 | 3 200 |
| 62.0 | 40.8 | 53.7 | 2 800 |
| 64.0 | 38.5 | 51.2 | 2 400 |
| 66.0 | 36.0 | 48.5 | 1 900 |