POTAIN®

MDT 259 J12

ASME B30.3-2025

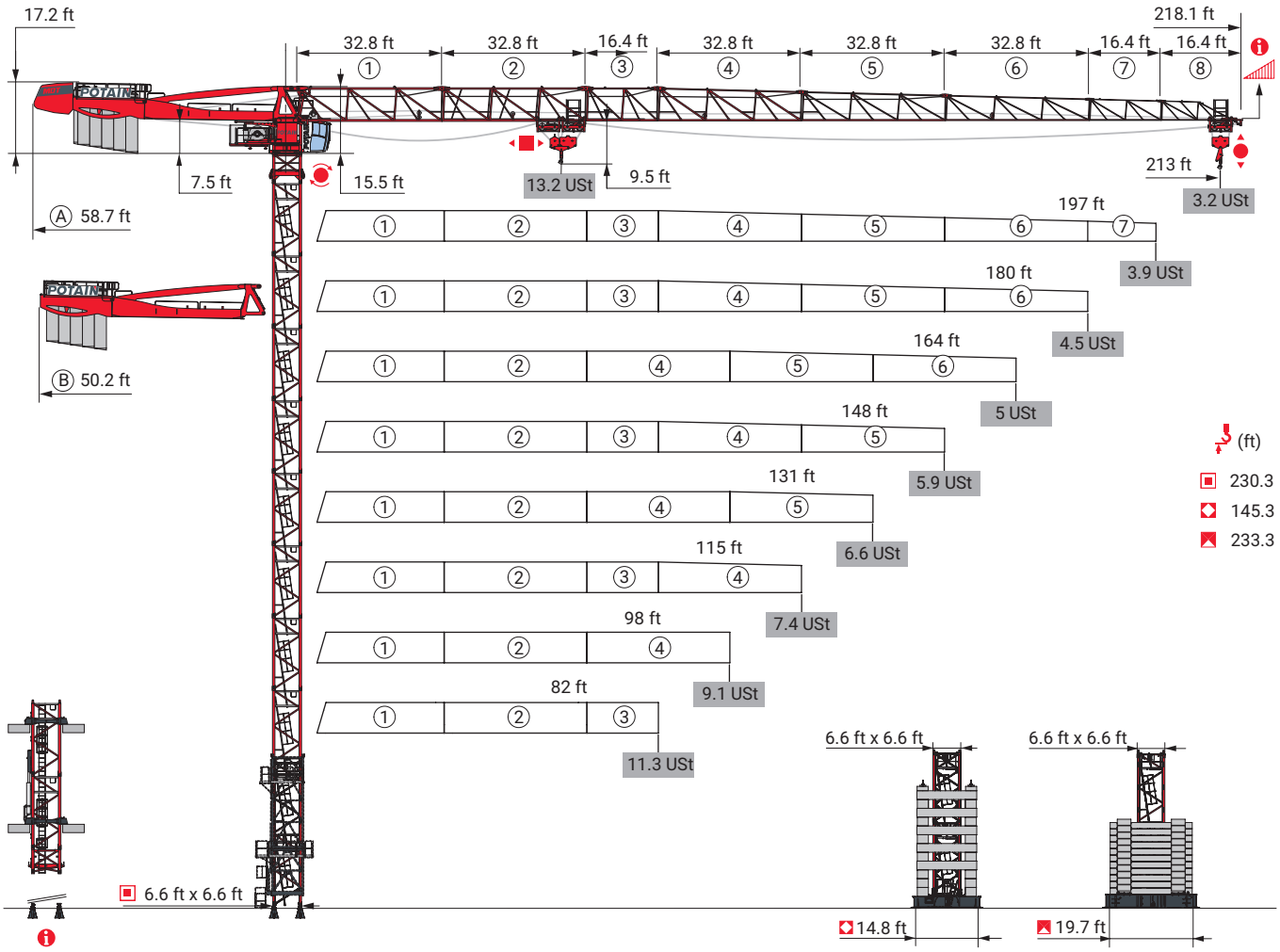

Potain Plus

Power Control

Top Site

Anti-collision systems

Automatic Rotation Control

Values have been rounded.

Mast - Reactions

6.6 ft - P 63A									
(ft)	82	98	115	131	148	164	180	197	213
(ft)	230.3	230.3	230.3	230.3	230.3	230.3	230.3	230.3	230.3
/P+ (ft)	230.3	230.3	230.3	230.3	230.3	230.3	230.3	230.3	230.3
6.6 ft	1	1	1	1	1	1	1	1	1
10.9 ft	1	1	1	1	1	1	1	1	1
16.4 ft	11	11	11	11	11	11	11	11	11
32.8 ft	1	1	1	1	1	1	1	1	1
F2 (USt) ●	239	239	247	249	252	251	254	259	260
F2 (USt) ■	382	384	392	389	400	400	402	399	407
F3 (USt) ●	188	187	193	195	196	195	196	200	201
F3 (USt) ■	337	338	345	342	351	351	351	347	354

6.6 ft - ZD 640 -									
(ft)	82	98	115	131	148	164	180	197	213
(ft)	145.3	145.3	145.3	145.3	145.3	145.3	145.3	134.5	140.1
/P+ (ft)	145.3	145.3	145.3	145.3	145.3	145.3	145.3	134.5	140.1
6.6 ft	1	1	1	1	1	1	1	1	1
10.9 ft	2	2	2	2	2	2	2	1	0
16.4 ft	7	7	7	7	7	7	7	7	8
F1 (USt) ●	109	109	113	113	115	114	115	109	113
F1 (USt) ■	104	104	109	108	111	111	111	98	107

6.6 ft - ZX 640 -									
(ft)	82	98	115	131	148	164	180	197	213
(ft)	233.3	233.3	233.3	233.3	233.3	233.3	233.3	233.3	228
/P+ (ft)	233.3	233.3	233.3	233.3	233.3	233.3	233.3	233.3	228
6.6 ft	1	1	1	1	1	1	1	1	1
10.9 ft	1	1	1	1	1	1	1	1	2
16.4 ft	11	11	11	11	11	11	11	11	10
32.8 ft	1	1	1	1	1	1	1	1	1
F1 (USt) ●	154	155	160	159	162	162	164	163	158
F1 (USt) ■	231	232	237	235	241	242	242	240	232

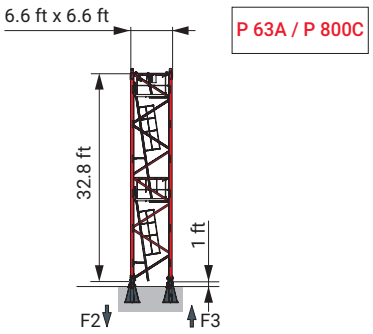

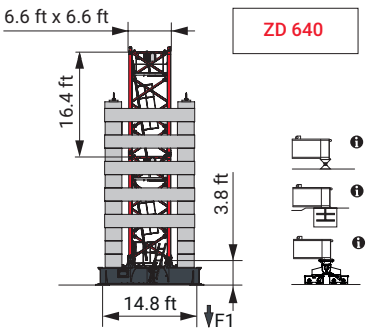

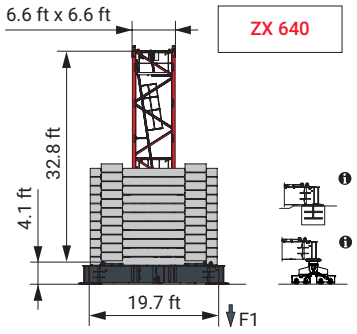

Other mast compositions - Please consult us.

Motorized accesses: adapted mast composition, base ballast and reactions.

Anchorages

Base ballast

(USt) / 6.6 ft - ZD 640 -

(ft)	82	98	115	131	148	164	180	197	213
145.3	132.3	132.3	137.8	137.8	137.8	137.8	137.8		
140.1	132.3	132.3	132.3	132.3	132.3	132.3	132.3		137.8
134.5	121.3	121.3	121.3	121.3	121.3	121.3	121.3	132.3	132.3
118.1	99.2	99.2	99.2	99.2	99.2	99.2	99.2	110.2	99.2
101.7	88.2	88.2	88.2	77.2	77.2	77.2	77.2	77.2	77.2
85.3	88.2	88.2	88.2	77.2	77.2	77.2	66.1	55.1	66.1
68.9	88.2	88.2	88.2	77.2	77.2	77.2	66.1	55.1	66.1

(USt) / 6.6 ft - ZX 640 -

(ft)	82	98	115	131	148	164	180	197	213
233.3	231.5	231.5	242.5	231.5	242.5	242.5	242.5	231.5	
228	220.5	220.5	220.5	220.5	220.5	220.5	220.5	220.5	220.5
211.6	176.4	176.4	176.4	176.4	176.4	176.4	176.4	187.4	187.4
195.2	143.3	143.3	143.3	143.3	143.3	143.3	143.3	154.3	154.3
178.8	121.3	110.2	121.3	121.3	121.3	121.3	121.3	132.3	132.3
162.4	99.2	88.2	99.2	99.2	99.2	99.2	99.2	110.2	110.2
146	77.2	77.2	77.2	77.2	77.2	77.2	77.2	88.2	77.2
129.6	55.1	55.1	55.1	55.1	55.1	55.1	55.1	66.1	66.1
113.2	44.1	44.1	44.1	44.1	33.1	33.1	33.1	44.1	44.1
96.8	44.1	33.1	33.1	33.1	33.1	33.1	22.1	22.1	33.1
80.4	44.1	33.1	33.1	33.1	33.1	33.1	22.1	22.1	33.1
64	44.1	33.1	33.1	33.1	33.1	33.1	22.1	22.1	22.1

Load curves

(ft)			56	66	72	82	89	98	105	115	121	131	138	148	154	164	171	180	187	197	203	213	ft
	13.2 USt	6.6 USt																					
213	10 → 57	101 - 109	13.2	11.2	10	8.6	7.8	6.8	6.6	6.3	5.9	5.4	5.1	4.7	4.4	4.1	3.9	3.7	3.5	3.3	3.1	2.95	USt
	10 → 61	109 - 118	13.2	12.3	11	9.4	8.6	7.5	7	6.6	6.4	5.9	5.5	5.1	4.8	4.5	4.3	4	3.8	3.6	3.4	3.2	USt P+
197	10 → 61	109 - 117	13.2	12.1	10.8	9.3	8.5	7.5	6.9	6.6	6.3	5.8	5.5	5.1	4.8	4.5	4.3	4	3.8	3.6	USt		
	10 → 66	118 - 127	13.2	13.2	11.9	10.3	9.4	8.2	7.6	6.8	6.6	6.4	6	5.5	5.3	4.9	4.7	4.3	4.2	3.9	USt P+		
180	10 → 62	112 - 120	13.2	12.4	11.1	9.6	8.8	7.7	7.1	6.6	6.5	6	5.6	5.2	5	4.6	4.4	4.1	USt				
	10 → 68	121 - 130	13.2	13.2	12.3	10.6	9.6	8.5	7.9	7	6.6	6.5	6.2	5.7	5.4	5	4.8	4.5	USt P+				
164	10 → 62	112 - 120	13.2	12.5	11.2	9.6	8.8	7.7	7.2	6.6	6.6	6	5.7	5.2	5	4.6	USt						
	10 → 68	121 - 131	13.2	13.2	12.3	10.6	9.7	8.5	7.9	7.1	6.6	6.6	6.2	5.7	5.4	5	USt P+						
148	10 → 64	114 - 123	13.2	12.8	11.4	9.9	9	7.9	7.3	6.6	6.6	6.1	5.8	5.4	USt								
	10 → 69	124 - 133	13.2	13.2	12.5	10.9	9.9	8.7	8.1	7.3	6.8	6.6	6.4	5.9	USt P+								
131	10 → 66	118 - 128	13.2	13.2	11.9	10.3	9.4	8.3	7.7	6.9	6.6	6.4	USt										
	10 → 71	128 - 131	13.2	13.2	13.1	11.3	10.3	9.1	8.4	7.6	7.1	6.6	USt P+										
115	10 → 64		13.2	12.9	11.5	9.9	9.1	8	7.4	6.6	USt												
	10 → 69		13.2	13.2	12.7	10.9	10	8.8	8.2	7.3	USt P+												
98	10 → 65		13.2	13.1	11.8	10.1	9.3	8.2	USt														
	10 → 71		13.2	13.2	12.9	11.2	10.2	9	USt P+														
82	10 → 65		13.2	13.2	11.8	10.2	USt																
	10 → 71		13.2	13.2	13	11.2	USt P+																

= - 0.63 USt max.

(ft)			56	66	72	82	89	98	105	115	121	131	138	148	154	164	171	180	187	197	203	213	ft
	13.2 USt	6.6 USt																					
213	8 → 57	102 - 105	13.2	11.2	10	8.6	7.9	6.9	6.6	5.9	5.5	5	4.7	4.3	4.1	3.7	3.5	3.3	3.1	2.9	2.75	2.6	USt
	8 → 62	110 - 113	13.2	12.4	11.1	9.5	8.7	7.6	7	6.3	6	5.5	5.2	4.7	4.5	4.1	3.9	3.6	3.4	3.2	3.1	2.85	USt P+
197	8 → 61	110 - 112	13.2	12.2	10.9	9.4	8.6	7.6	7	6.4	6	5.5	5.2	4.7	4.5	4.1	3.9	3.7	3.5	3.3	USt		
	8 → 66	119 - 121	13.2	13.2	12	10.3	9.4	8.3	7.7	6.9	6.4	6	5.7	5.2	4.9	4.6	4.3	4	3.8	3.6	USt P+		
180	8 → 62	113 - 115	13.2	12.5	11.2	9.7	8.8	7.8	7.2	6.6	6.2	5.6	5.3	4.9	4.6	4.3	4.1	3.8	USt				
	8 → 68	122 - 124	13.2	13.2	12.3	10.6	9.7	8.6	7.9	7.1	6.6	6.2	5.8	5.4	5.1	4.7	4.5	4.2	USt P+				
164	8 → 63	113 - 115	13.2	12.5	11.2	9.7	8.9	7.8	7.2	6.6	6.2	5.7	5.3	4.9	4.6	4.3	USt						
	8 → 68	122 - 125	13.2	13.2	12.4	10.7	9.7	8.6	8	7.1	6.7	6.2	5.9	5.4	5.1	4.7	USt P+						
148	8 → 64	115 - 118	13.2	12.8	11.5	9.9	9.1	8	7.4	6.7	6.4	5.8	5.5	5	USt								
	8 → 69	125 - 127	13.2	13.2	12.6	10.9	10	8.8	8.2	7.3	6.8	6.3	6	5.5	USt P+								
131	8 → 66	119 - 122	13.2	13.2	12	10.3	9.4	8.3	7.7	6.9	6.6	6.1	USt										
	8 → 72	129 - 131	13.2	13.2	13.1	11.4	10.4	9.2	8.5	7.6	7.1	6.6	USt P+										
115	8 → 64		13.2	12.9	11.6	10	9.1	8.1	7.5	6.7	USt												
	8 → 70		13.2	13.2	12.7	11	10.1	8.9	8.2	7.4	USt P+												
98	8 → 66		13.2	13.2	11.8	10.2	9.3	8.2	USt														
	8 → 71		13.2	13.2	13	11.2	10.3	9.1	USt P+														
82	8 → 66		13.2	13.2	11.9	10.3	USt																
	8 → 71		13.2	13.2	13.1	11.3	USt P+																

= - 0.18 USt max.

Jib weight and counter-jib ballast

	(lb) (+/- 5%)								
				10,141 lb	3,373 lb	(lb)	6,768 lb	3,373 lb	(lb)
213 ft	27,761	26,985	27,961	5	1	54,079	7	2	54,123
197 ft	27,090	26,381	27,247	5	1	54,079	7	2	54,123
180 ft	26,420	25,710	26,577	5	0	50,706	7	1	50,750
164 ft	24,562	23,852	24,718	4	1	43,938	6	1	43,982
148 ft	24,877	24,167	25,033	4	1	43,938	6	1	43,982
131 ft	23,089	22,379	23,246	4	0	40,565	6	0	40,609
115 ft	22,824	22,115	22,981	3	2	37,170	5	1	37,214
98 ft	20,723	20,014	20,880	3	1	33,797	5	0	33,841
82 ft	19,557	18,847	19,714	3	0	30,424	4	1	30,446

CBS - 10,141 lb

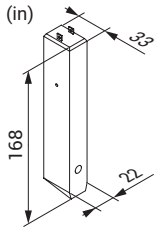

CBU - 6,768 lb

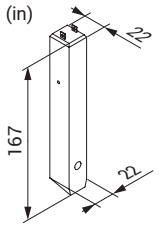

CBY - 3,373 lb

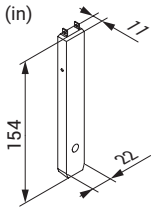

Dimensions and weight

Slewing crane part - : 213 ft - - 50 LVF

x 6

x 5

Slewing crane part			L (ft)	W (ft)	H (ft)	lb (+/- 5%)
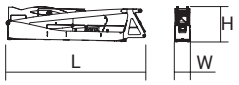	Counter-jib	Ⓐ Ⓑ	36.1 36.1	3.8 3.8	8.1 8.1	19,213 18,629
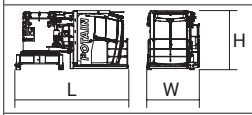	Towerhead + cab	6.6 ft	16.1	7.5	8.3	18,618
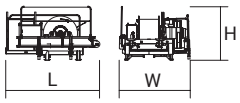	Hoisting winch (+ rope)	50 LVF 90 HPL™	10.6 10.6	8.1 10.8	6.2 5.8	6,945 9,235
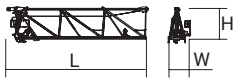	Jib section	① 6 DVF	35.5	5.6	9	7,959
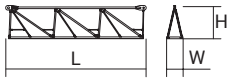	Jib section	② ④ ⑤ ⑥	33.8 33.5 33.6 33.4	3.9 3.9 3.9 3.9	7.9 7.8 6.9 6	5,335 3,439 2,723 1,753
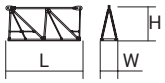	Jib section	③ ⑦	17.3 16.7	3.9 3.9	7.8 5	2,116 683
	Jib section	⑧	16.7	3.9	4.6	485
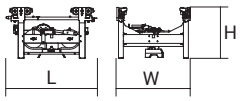	Trolley	13.2 USt	6.1	5	3.4	882
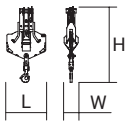	Pulley block	13.2 USt	3.9	1.4	7.6	1,003
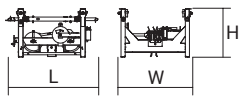	Trolley	13.2 USt	5.2	5	3.2	463
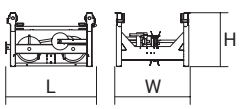	Trolley	13.2 USt 6.6 USt	5.6 6.1	5 5	3.4 3.2	540 520
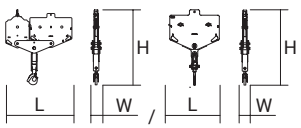	Pulley block	13.2 USt 6.6 USt	5.4 3.6	0.7 0.9	5.8 5.3	992 584

Crane tower			L (ft)	W (ft)	H (ft)	lb (+/- 5%)
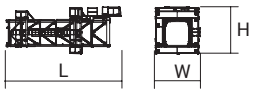	T 61	⍁ 6.6 ft	35.5	13.6	14.7	21,385
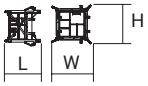	K60/K60-2	⍁ 6.6 ft	7.3	8.2	8.1	4,255
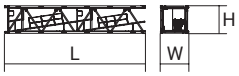	K 649B KM 649E KRM 6410B	⍁ 6.6 ft	33.6 33.8 33.6	6.8 6.7 6.9	6.7 6.7 6.8	11,663 10,692 15,653
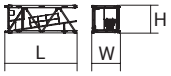	K 649A KMT 649A KR 649A KRMT 649A	⍁ 6.6 ft	17.2 17.2 17.2 17.2	6.8 6.8 6.9 6.9	6.7 6.7 6.8 6.8	6,184 5,666 7,165 6,724
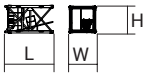	KRMT 649C	⍁ 6.6 ft	11.7	6.9	6.8	5,401
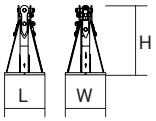	Fixing angles	P 63A / P 800C	2.5	2.5	4.2	1,025
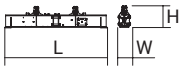	Cross girder	ZD 640	22.2	1	4.7	7,055
	1/2 Cross girder	ZD 640	10.8	1.9	4.7	2,976
	Cross girder	ZX 640	30	3.9	5.1	15,168
	1/2 Cross girder	ZX 640	14.3	3.3	5.1	7,319

Mechanisms

480 V - 60 Hz											hp	kW	
	50 LVF 30 Optima	fpm	105	131	172	221	54	69	90	110	50	37	1,106 ft
		USt	6.6	5	3.3	1.7	13.2	9.9	6.6	3.5			
	90 HPL™ 30	fpm	176	228	326	469	723	90	120	172	244	361	90	66	2,434 ft
		USt	6.6	5	3.3	1.7	0.2	13.2	9.9	6.6	3.3	0.9			
	6 DVF 4 Optima	fpm	0 → 164 (13.2 USt) 0 → 328 (6.6 USt) 0 → 394 (3.3 USt)										5.5	4	
	RVF 162 Optima+	rpm	0 → 0.9										2 x 7.5	2 x 5.5	

IEC 60204-32	kVA
480 V (+6% -10%) 60 Hz	50 LVF: 58 → 38 kVA 90 HPL™: 90 → 54 kVA

50 LVF 30 Optima

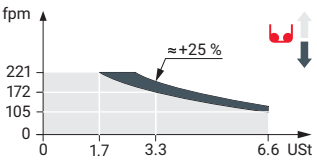

The reactions and mast compositions presented in this data sheet meet the specifications of EN 14439:2025 and ASME B30.3-2025 standards.
The “out of service” wind profile is determined in accordance with ASCE 7-22 and ASCE 37-25 specifications as follow:
The “standard” design wind is determined from an ultimate reference wind speed of 115 mph (185 kph) corresponding to an average recurrence interval of 700 years, calculated for an Exposure C category, and combined with a 0.85 reduction factor based on the assumption that the crane is considered as a temporary construction structure used for 2 years or less.
As a result, this “standard” wind profile is covered by the EN 14439:2025 C25 wind profile, which is used to determine all technical data provided in this document.

- Jib elevation
- Standard equipment
- Options
- Potain Plus function: Plus load curves
- Hook heights with Plus load curves
- Reactions in service
- Reactions out of service
- Total ballast weight
- Jib weight
- Lorry 44 ft
- Container High Cube 40 ft, and/or Flat Rack 20 ft
- Hoisting
- Trolleying
- Slewing
- Travelling
- Required power
- Power Control Function: winch speeds adapted to the available power
- Consult us

This commercial document is not legally binding. For any technical information, please refer to the corresponding instructions.

© 2026 The Manitowoc Company, Inc.
Ref. 02D_ASMEB30.3_MDT259J12_2015_47-12
MDT 259 J12

manitowoc.com