POTAIN®

MDT 809 M25

ASME B30.3-2025

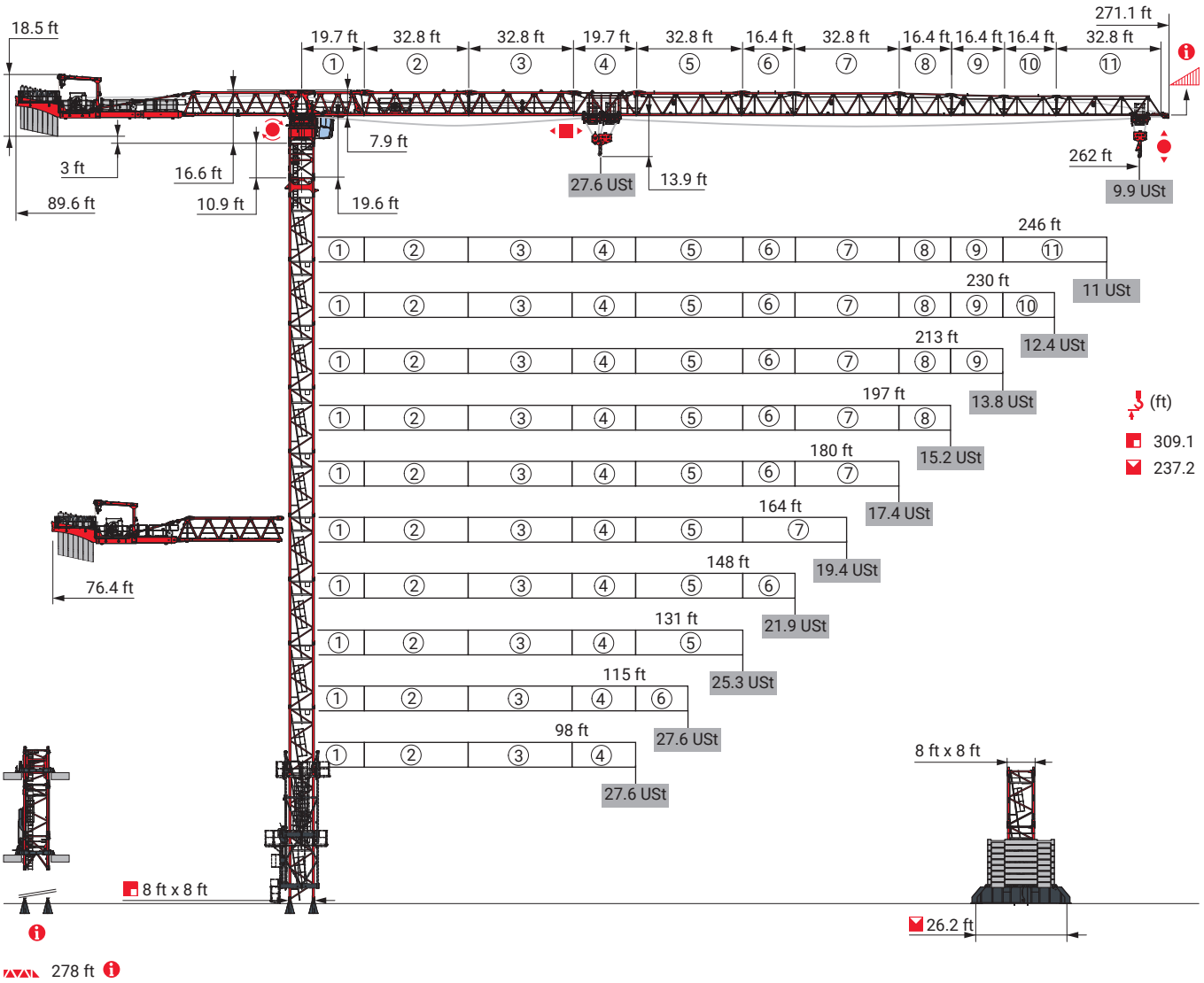

Potain Plus

Power Control

Top Site

Anti-collision systems

Automatic Rotation Control

Values have been rounded.

Mast - Reactions

8 ft - P 854A												
(ft)		98	115	131	148	164	180	197	213	230	246	262
(ft)		237.5	226.4	226.4	232	226.4	226.4	232	232	232	237.5	237.5
/P+ (ft)		237.5	226.4	226.4	204.7	221.1	210	221.1	232	232	237.5	237.5
10.9 ft		1	1	1	1	1	1	1	1	1	1	1
6.2 ft		1	1	1	1	1	1	1	1	1	1	1
10.9 ft		1	0	0	2	0	0	2	2	2	1	1
16.4 ft		13	13	13	12	13	13	12	12	12	13	13
F2 (USt)	●	396	428	437	439	426	430	442	457	461	457	461
	■	465	401	392	448	407	425	455	474	483	507	518
F3 (USt)	●	274	304	306	305	292	297	304	317	319	314	316
	■	357	290	276	328	287	305	331	348	355	377	387

8 ft - P 880A												
(ft)		98	115	131	148	164	180	197	213	230	246	262
(ft)		309.1	303.8	303.8	303.8	303.8	303.8	303.8	298.2	298.2	298.2	298.2
/P+ (ft)		309.1	303.8	298.2	292.7	292.7	292.7	292.7	292.7	292.7	298.2	292.7
10.9 ft		1	1	1	1	1	1	1	1	1	1	1
6.2 ft		1	1	1	1	1	1	1	1	1	1	1
10.9 ft		0	1	1	1	1	1	1	2	2	2	2
16.4 ft		18	17	17	17	17	17	17	16	16	16	16
F2 (USt)	●	528	586	573	582	572	581	584	580	563	583	557
	■	893	912	877	913	887	917	918	909	899	920	911
F3 (USt)	●	384	427	412	417	408	416	416	412	399	412	392
	■	762	766	730	762	736	766	764	755	749	763	759

8 ft - ZY 854 -												
(ft)		98	115	131	148	164	180	197	213	230	246	262
(ft)		237.2	232	232	232	226.4	232	232	232	232	232	237.2
/P+ (ft)		237.2	232	232	204.4	220.8	215.6	220.8	232	232	232	237.2
10.9 ft		1	1	1	1	1	1	1	1	1	1	1
6.2 ft		1	1	1	1	1	1	1	1	1	1	1
10.9 ft		2	0	0	0	1	0	0	0	0	0	2
16.4 ft		12	13	13	13	12	13	13	13	13	13	12
F1 (USt)	●	205	218	222	217	211	218	219	231	232	229	245
	■	234	210	210	215	203	220	218	230	233	233	259

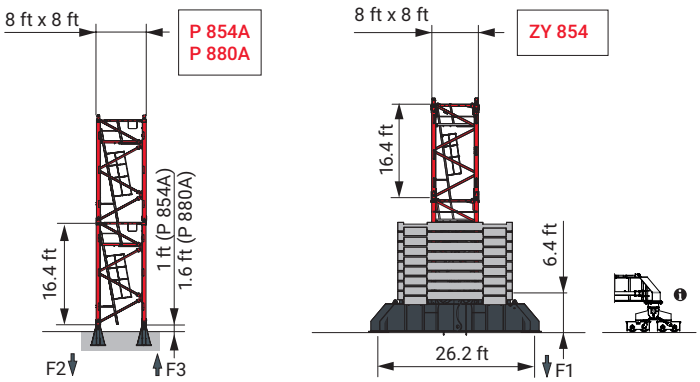

Other mast compositions - Please consult us.

Motorized accesses: adapted mast composition, base ballast and reactions.

Anchorages

Base ballast

(USt) / 8 ft - ZY 854 -

(ft)	98	115	131	148	164	180	197	213	230	246	262
237.2	172										224.9
232	158.7	172	172	158.7		158.7	158.7	185.2	185.2	185.2	211.6
226.4	158.7	172	158.7	145.5	145.5	158.7	158.7	185.2	185.2	185.2	211.6
210	119.1	132.3	132.3	119.1	119.1	132.3	145.5	172	172	172	198.4
193.6	105.8	119.1	105.8	92.6	92.6	132.3	132.3	158.7	158.7	158.7	185.2
177.2	79.4	92.6	92.6	92.6	92.6	119.1	119.1	145.5	145.5	145.5	172
160.8	66.1	92.6	92.6	92.6	92.6	105.8	105.8	132.3	132.3	132.3	158.7
144.4	39.7	92.6	92.6	92.6	92.6	92.6	105.8	119.1	119.1	132.3	145.5
128	39.7	92.6	92.6	92.6	92.6	92.6	92.6	119.1	119.1	132.3	132.3
111.6	39.7	92.6	92.6	92.6	92.6	92.6	79.4	105.8	105.8	119.1	132.3
95.1	39.7	92.6	92.6	92.6	92.6	92.6	79.4	105.8	105.8	119.1	119.1
78.7	39.7	92.6	92.6	92.6	92.6	92.6	79.4	92.6	105.8	119.1	119.1

Load curves



(ft)			89	98	105	115	121	131	138	148	154	164	171	180	187	197	203	213	220	230	236	246	253	262	ft
	27.6 USt	13.8 USt																							
262	13.1 → 94.2	167.6 - 183	27.6	26.2	24.3	21.9	20.5	18.6	17.6	16.1	15.3	14.2	13.8	13.8	13.4	12.7	12.2	11.5	11.1	10.6	10.2	9.7	9.4	9	USt
	13.1 → 101.7	180.5 - 197.9	27.6	27.6	26.6	24	22.4	20.5	19.3	17.8	16.8	15.6	14.8	13.8	13.8	13.8	13.3	12.6	12.2	11.6	11.2	10.7	10.3	9.9	USt P+
246	13.1 → 96.5	171.8 - 187.2	27.6	26.9	25	22.5	21	19.2	18.1	16.6	15.8	14.6	13.9	13.8	13.8	13	12.5	11.8	11.4	10.8	10.5	10	USt		
	13.1 → 104.3	185.2 - 202.7	27.6	27.6	27.3	24.6	23.1	21.1	19.9	18.3	17.3	16.1	15.3	14.2	13.8	13.8	13.7	13	12.5	11.9	11.5	11	USt P+		
230	13.1 → 99.7	178.5 - 193.8	27.6	27.6	26	23.4	21.9	20	18.9	17.4	16.5	15.3	14.6	13.8	13.8	13.5	13	12.3	11.9	11.3	USt				
	13.1 → 108.3	192.4 - 210.3	27.6	27.6	27.6	25.7	24.1	22	20.8	19.1	18.1	16.8	16	14.9	14.3	13.8	13.8	13.6	13.1	12.4	USt P+				
213	13.1 → 106	189.7 - 206.7	27.6	27.6	27.6	25.1	23.6	21.5	20.3	18.7	17.8	16.5	15.7	14.7	14	13.8	13.8	13.2	USt						
	13.1 → 109.6	196.3 - 213.3	27.6	27.6	27.6	26.1	24.5	22.4	21.1	19.5	18.5	17.2	16.4	15.3	14.6	13.8	13.8	13.8	USt P+						
197	13.1 → 109.9		27.6	27.6	27.6	26.2	24.6	22.4	21.2	19.5	18.6	17.2	16.4	15.3	14.7	13.8	USt								
	13.1 → 116.8		27.6	27.6	27.6	27.6	26.4	24.2	22.9	21.2	20.1	18.8	17.9	16.8	16.1	15.2	USt P+								
180	13.1 → 108.9		27.6	27.6	27.6	26	24.3	22.2	21	19.4	18.4	17.1	16.3	15.2	USt										
	13.1 → 116.1		27.6	27.6	27.6	27.6	26.3	24.1	22.8	21.1	20	18.7	17.8	16.7	USt P+										
164	13.1 → 110.9		27.6	27.6	27.6	26.4	24.8	22.7	21.4	19.7	18.7	17.4	USt												
	13.1 → 118.8		27.6	27.6	27.6	27.6	26.9	24.6	23.3	21.6	20.5	19.1	USt P+												
148	13.1 → 110.2		27.6	27.6	27.6	26.3	24.6	22.5	21.3	19.6	USt														
	13.1 → 117.8		27.6	27.6	27.6	27.6	26.6	24.4	23.1	21.4	USt P+														
131	13.1 → 114.5		27.6	27.6	27.6	27.5	25.8	23.6	USt																
	13.1 → 119.4		27.6	27.6	27.6	27.6	27.1	24.8	USt P+																
115	13.1 → 112.9		27.6	27.6	27.6	27	USt																		
	13.1 → 114.8		27.6	27.6	27.6	27.6	USt P+																		
98	13.1 → 98.4		27.6	27.6	USt																				
	13.1 → 98.4		27.6	27.6	USt P+																				

= - 1.62 USt max.



(ft)			89	98	105	115	121	131	138	148	154	164	171	180	187	197	203	213	220	230	236	246	253	262	ft
	27.6 USt	13.8 USt																							
262	10.8 → 95.8	172.6 - 176.2	27.6	26.7	24.8	22.4	21	19.1	18.1	16.7	15.8	14.7	14	13.4	12.8	12	11.6	10.9	10.5	9.9	9.6	9.1	8.8	8.4	USt
	10.8 → 103	185.6 - 189.5	27.6	27.6	26.9	24.3	22.8	20.8	19.7	18.2	17.2	16	15.3	14.3	13.8	13.2	12.6	11.9	11.5	10.9	10.5	10	9.7	9.2	USt P+
246	10.8 → 98.1	177 - 180.8	27.6	27.4	25.5	23	21.6	19.7	18.6	17.1	16.3	15.1	14.4	13.8	13.2	12.4	11.9	11.3	10.9	10.3	9.9	9.4	USt		
	10.8 → 105.6	190.9 - 194.9	27.6	27.6	27.6	25	23.5	21.5	20.3	18.7	17.8	16.5	15.8	14.8	14.1	13.6	13.1	12.4	11.9	11.3	10.9	10.4	USt P+		
230	10.8 → 101.7	184.5 - 188.4	27.6	27.6	26.5	24	22.5	20.6	19.4	17.9	17.1	15.9	15.1	14.2	13.8	13.1	12.6	11.9	11.5	10.9	USt				
	10.8 → 109.6	199.5 - 203.8	27.6	27.6	27.6	26.2	24.6	22.5	21.3	19.7	18.7	17.4	16.6	15.5	14.9	14	13.8	13.1	12.6	11.9	USt P+				
213	10.8 → 108.3	196.8 - 201	27.6	27.6	27.6	25.7	24.2	22.1	20.9	19.3	18.4	17.1	16.3	15.3	14.6	13.8	13.6	12.8	USt						
	10.8 → 114.5	208.8 - 213.3	27.6	27.6	27.6	27.5	25.8	23.6	22.4	20.7	19.7	18.3	17.5	16.4	15.7	14.8	14.2	13.8	USt P+						
197	10.8 → 108.3		27.6	27.6	27.6	25.8	24.2	22.1	20.9	19.3	18.4	17.1	16.3	15.3	14.7	13.8	USt								
	10.8 → 115.2		27.6	27.6	27.6	27.6	26	23.9	22.6	21	20	18.6	17.8	16.7	16.1	15.2	USt P+								
180	10.8 → 111.2		27.6	27.6	27.6	26.6	25	22.8	21.6	20	19	17.7	16.9	15.8	USt										
	10.8 → 119.1		27.6	27.6	27.6	27.6	27	24.8	23.5	21.8	20.7	19.4	18.5	17.4	USt P+										
164	10.8 → 112.9		27.6	27.6	27.6	27.1	25.4	23.3	22	20.3	19.3	18	USt												
	10.8 → 119.4		27.6	27.6	27.6	27.6	27.1	24.9	23.6	21.8	20.8	19.4	USt P+												
148	10.8 → 112.5		27.6	27.6	27.6	26.9	25.3	23.1	21.9	20.2	USt														
	10.8 → 119.4		27.6	27.6	27.6	27.6	27.1	24.9	23.6	21.9	USt P+														
131	10.8 → 116.8		27.6	27.6	27.6	27.6	26.4	24.2	USt																
	10.8 → 121.4		27.6	27.6	27.6	27.6	27.5	25.3	USt P+																
115	10.8 → 114.8		27.6	27.6	27.6	27.6	USt																		
	10.8 → 114.8		27.6	27.6	27.6	27.6	USt P+																		
98	10.8 → 98.4		27.6	27.6	USt																				
	10.8 → 98.4		27.6	27.6	USt P+																				

= - 0.39 USt max.

Counter-jib ballast

	132 HPL™			180 HPL™ GH		
	14,551 lb	10,362 lb	(lb)	14,551 lb	10,362 lb	(lb)
262 ft	6	2	108,027	7	0	101,854
246 ft	5	3	103,838	6	1	97,665
230 ft	7	0	101,854	5	2	93,476
213 ft	6	1	97,665	4	3	89,287
197 ft	5	2	93,476	6	0	87,303
180 ft	6	0	87,303	4	2	78,925
164 ft	7	0	101,854	6	1	97,665
148 ft	6	1	97,665	4	3	89,287
131 ft	4	3	89,287	5	1	83,114
115 ft	4	2	78,925	4	1	68,564
98 ft	3	2	64,375	4	0	58,202

CCP - 14,551 lb

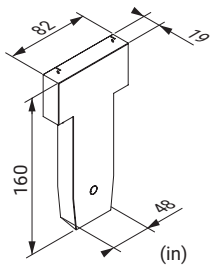

CCQ - 10,362 lb

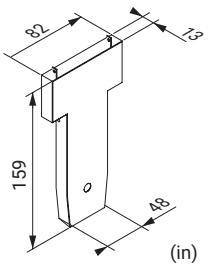

Dimensions and weight

Slewing crane part - : 262 ft - - 132 HPL™

x 11

x 10

Slewing crane part			L (ft)	W (ft)	H (ft)	lb (+/- 5%)
			25.9	7.4	7.4	23,171
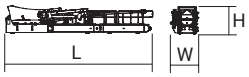			39.4	7.4	7.4	31,978
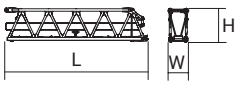			34	4.5	8.1	21,142
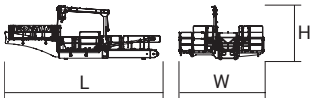	Counter-jib	132 HPL™ 180 HPL™ GH	39.7 39.7	18.6 21.9	13.7 13.7	26,533 27,040
		132 HPL™ 180 HPL™ GH	52.8 52.8	18.6 21.9	13.7 13.7	35,384 35,891
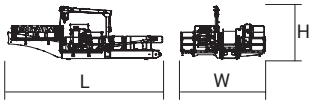		132 HPL™ 180 HPL™ GH	39.7 39.7	18.6 21.9	13.7 13.7	37,920 46,322
		132 HPL™ 180 HPL™ GH	52.8 52.8	18.6 21.9	13.7 13.7	46,771 55,173
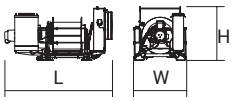	Hoisting winch (+ rope)	132 HPL™ 180 HPL™ GH	12.4 15.8	6.1 6.3	6.2 6.5	11,387 19,282
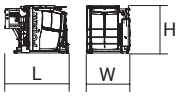	Cab	Ultra View	11	7.5	8.2	6,614
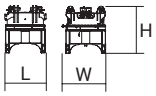	Towerhead	⍁ 8 ft	8.5	8.2	9.7	34,392
			22.5	8.2	9.7	41,006
	Jib section	①	25.6	5.1	8.2	27,637
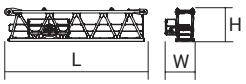		② ③	34.5 34.1	7.3 4.8	8.2 8.1	26,030 18,683
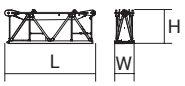		④	20.9	4.5	7.9	8,754
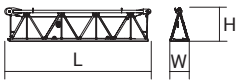		⑤ ⑦ ⑪	34.4 33.9 33.2	4.5 4.5 4.5	7.8 7.5 6.4	10,983 7,043 3,103

			L (ft)	W (ft)	H (ft)	lb (+/- 5%)
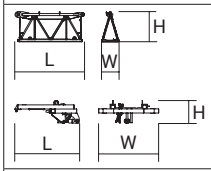	Jib section	⑥ ⑧ ⑨ ⑩	17.8 17.3 17.3 17.3	4.5 4.5 4.5 4.5	7.7 7.3 6.8 6.7	4,859 3,013 2,175 1,955
			5.5	5.2	1.9	714
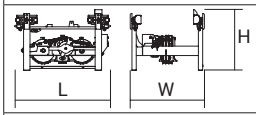	Trolley	27.6 USt	7.3	5.7	4.7	1,676
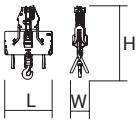	Pulley block	27.6 USt	5.1	1.9	8	1,874
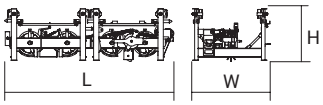	Trolley	27.6 USt	12.5	5.6	4.1	2,469
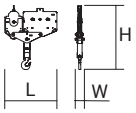	Pulley block	27.6 USt	6.3	1.1	7.7	2,028
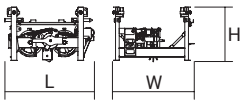	Trolley	13.8 USt	6.6	5.6	4.1	1,323
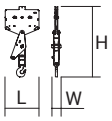	Pulley block	13.8 USt	4.1	1.1	8.5	1,345
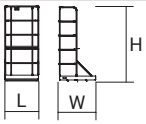	Trolley inspection platform		3.1	3.4	7	125
Crane tower						
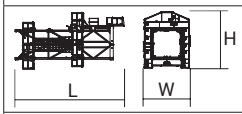	T 851	⍁ 8 ft	36.7	15.9	19	34,723
	K 85/K 85-2	⍁ 8 ft	7.3	10.7	8.2	7,937
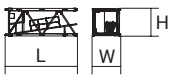	KM 850.10B KM 850.14B KMT 850.10A KMT 850.14A K 88/K 85A2 KM 880.10A KMT 880.10A KMT 850.10C	⍁ 8 ft	33.9 33.9 17.5 17.5 17.5 17.8 17.8 12	8.3 8.3 8.3 8.3 8.2 8.3 8.3 8.3	8.2 8.2 8.2 8.2 8.2 8.3 8.6 8.2	22,201 24,670 12,015 13,206 18,281 18,453 19,180 9,326
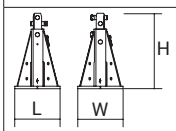	Fixing angles	P 854A P 880A	3 3.3	3 3.3	4.9 6.2	2,072 3,536
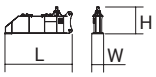	1/2 Cross girder	ZY 854	18.7	3.2	7.4	14,176
	Cross girder	ZY 854	39	4.7	7.4	30,865

Mechanisms

480 V - 60 Hz													hp	kW	
	132 HPL™ 63	fpm	133	172	243	363	502	67	87	125	185	251	132	98	2,815 ft
		USt	13.8	10.4	6.9	3.4	1.1	27.6	20.7	13.8	6.9	2.9			
	180 HPL™ 63 GH	fpm	179	220	289	438	640	90	112	149	238	320	180	132	3,937 ft
		USt	13.8	10.4	6.9	3.4	0.9	27.6	20.7	13.8	6.9	3.3			
	10 DVF 10 Optima	fpm	0 → 217 (27.6 USt) 0 → 262 (22 USt) 0→ 328 (13.8 USt) 0 → 361 (6.9 USt)										10	7.4	
	RVF 174 Optima +	rpm	0 → 0.7										4 x 10	4 x 7.5	

IEC 60204-32	kVA
480 V (+6% -10%) 60 Hz	132 HPL™: 152 → 99 kVA 180 HPL™ GH: 190 → 118 kVA

The reactions and mast compositions presented in this data sheet meet the specifications of EN 14439:2025 and ASME B30.3-2025 standards.
The “out of service” wind profile is determined in accordance with ASCE 7-22 and ASCE 37-25 specifications as follow:
The “standard” design wind is determined from an ultimate reference wind speed of 115 mph (185 kph) corresponding to an average recurrence interval of 700 years, calculated for an Exposure C category, and combined with a 0.85 reduction factor based on the assumption that the crane is considered as a temporary construction structure used for 2 years or less.
As a result, this “standard” wind profile is covered by the EN 14439:2025 C25 wind profile, which is used to determine all technical data provided in this document.

- Jib elevation
- Standard equipment
- Options
- Potain Plus function: Plus load curves
- Hook heights with Plus load curves
- Reactions in service
- Reactions out of service
- Total ballast weight
- Lorry 44 ft
- Container High Cube 40 ft, and/or Flat Rack 20 ft
- Hoisting
- Trolleying
- Slewing
- Travelling
- Required power
- Power Control Function: winch speeds adapted to the available power
- Consult us

This commercial document is not legally binding. For any technical information, please refer to the corresponding instructions.

© 2026 The Manitowoc Company, Inc.
Ref. 02D_ASMEB30.3_MDT809M25_2018_28-10
MDT 809 M25

manitowoc.com