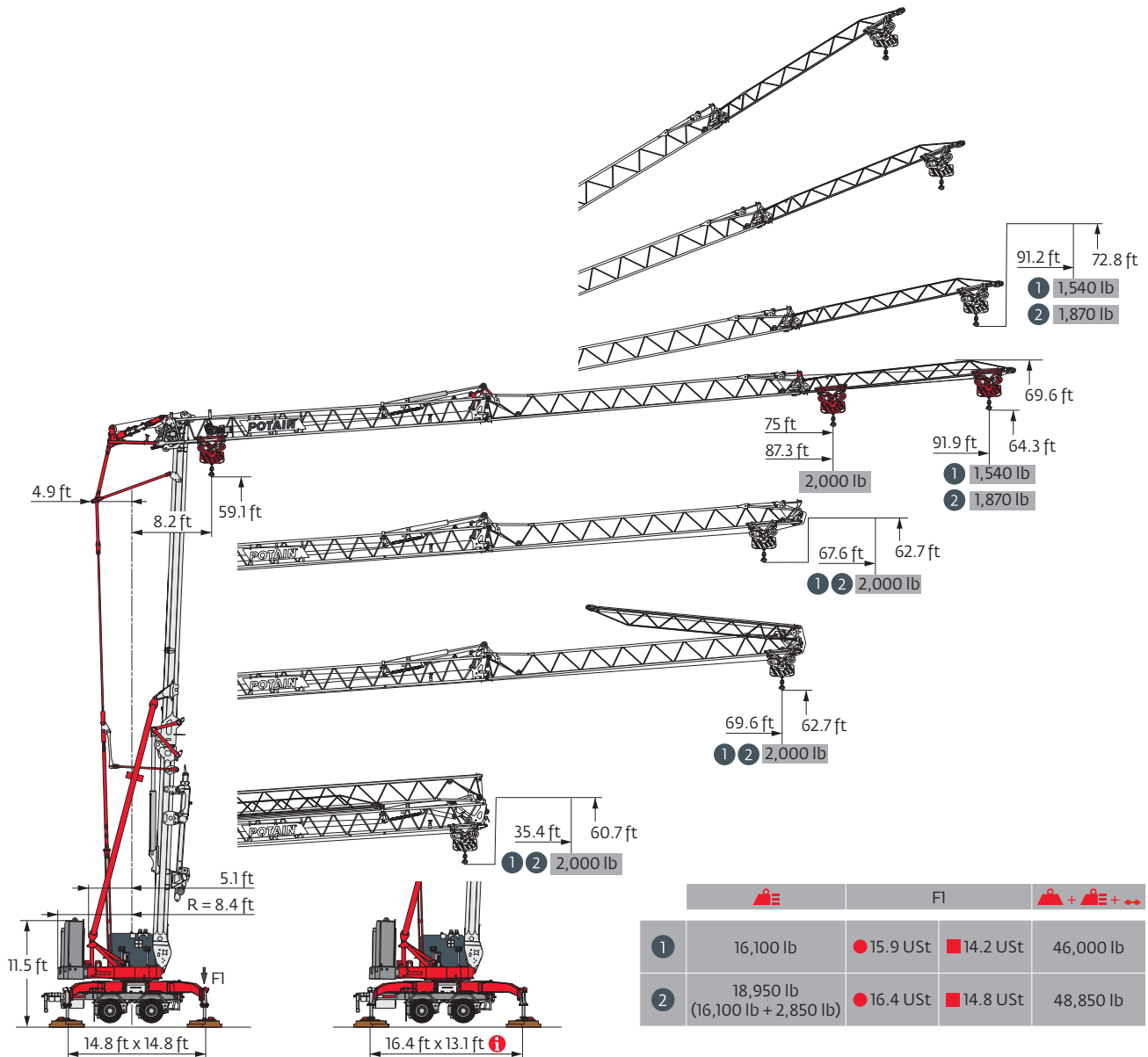


Hup M 28-22 A 2,000 lbs

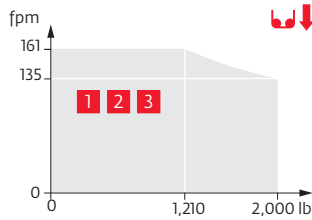
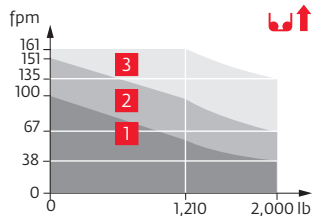


Mechanisms

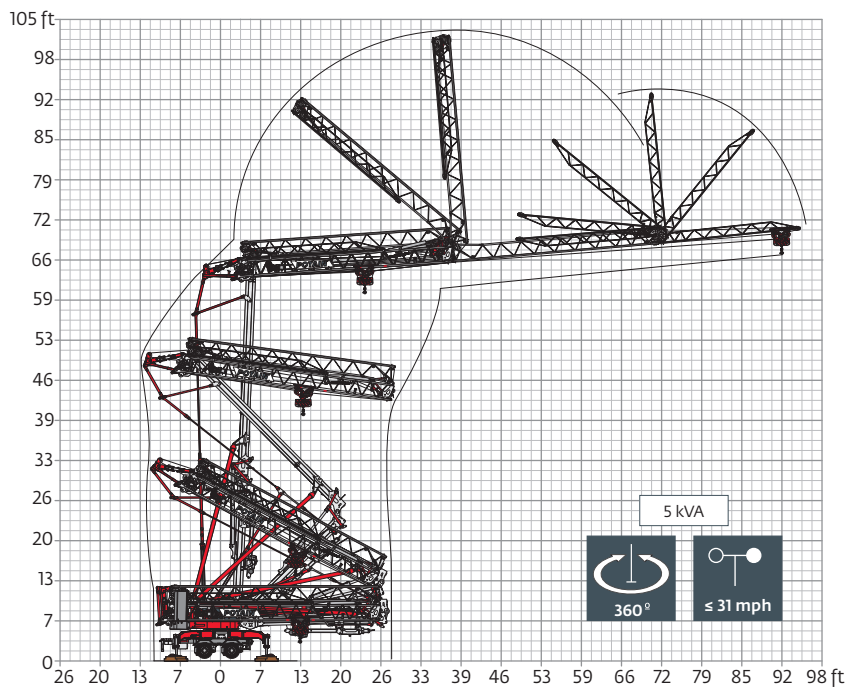
230 V - 60 Hz 480 V - 60 Hz						hp	kW	
	10 LVF 11 Optima	230V \neq 20 A 1	fpm	5	38	56	3.3	2.4
		lb	2,000	2,000	1,210			
		230V \neq 32 A 2	fpm	5	67	98	5.2	3.8
		lb	2,000	2,000	1,210			
		480V 3	fpm	5	135	161	10	7.5
		lb	2,000	2,000	1,210			
	2 DVF 4 Optima		fpm	6	120	156	2	1.5
			lb	2,000	2,000	440		
	HPS 131		rpm	0 \rightarrow 0.8			4	3

IEC 60204-32	kVA
230 V (+6% -10%) 60 Hz	230 V 20 A: 4.6 kVA 230 V 32 A: 7.4 kVA
480 V (+6% -10%) 60Hz	480 V: 13 \rightarrow 9 kVA

10 LVF 11 Optima



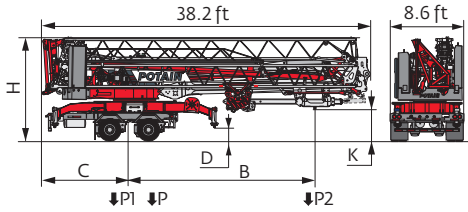
Erection



Hup M 28-22 A 2,000 lbs

Transport

North America Highway Axle



	mph	Weight without load, without ballast, without transport axles, with max. jib and standard height	B (ft)	C (ft)	D (ft)	H (ft)	K (ft)	P (lb)	P1 (lb)	P2 (lb)
TS014/S2-054A	50	16,100 lb	21.6	10.1	1.3	11.9	3.8/4	46,220	43,100	3,120
	50	18,950 lb	21.6	10.1	1.3	11.9	3.8/4	49,080	42,420	6,660

The reactions meet the EN 14439 and ASCE 7-10 specifications for "out of service" wind conditions, provided the illustrated wind speed matches required design wind speed for the location of the tower crane. The "out of service" design wind speed was determined in accordance with ASCE 7-10, Figure 26.5-1A. The wind velocity, used for this configuration was 98 mph (158 kph), which represents a nominal design 3-second wind gust at 33 ft (10 m) above ground for Exposure B category. A factor of 0.85 was applied to the 700-year ultimate design wind speed of 115 mph (185 kph), per ASCE 37-02, with the assumption that this crane is considered a temporary structure used during a construction period of 2 years or less.

- Rear slewing radius
- Reactions in service
- Reactions out of service
- Standard equipment
- Options
- Weight without load, without ballast, without transport axles, with max. jib and standard height
- Total ballast weight
- Transport axles
- Transport of crane with full ballast
- Power Control Function: winch speeds adapted to the available power
- Hoisting
- Trolleying
- Slewing
- Required power
- 60 Hz Single phase
- Consult us

Hook heights given with plated pulley block

This commercial document is not legally binding

For any technical information, please refer to the corresponding instructions

