POTAIN®

MR 819 K64

ASME B30.3-2025

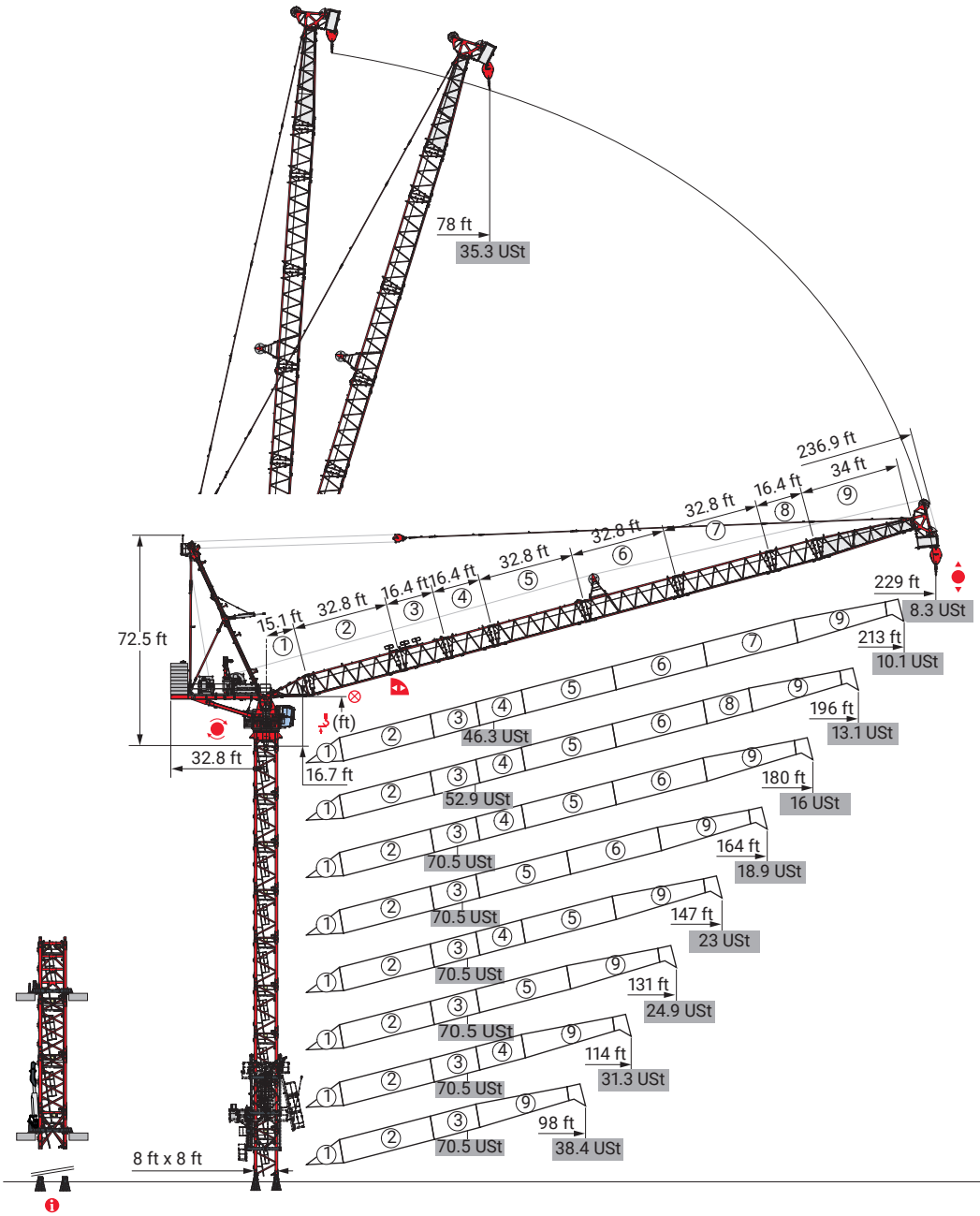

Auto-levelling

Potain Plus

Power Control

Anti-collision systems

Values have been rounded.

Mast - Reactions

8 ft - P 880A									
(ft)	98	114	131	147	164	180	196	213	229
(ft)	215.2	215.2	215.2	198.8	215.2	198.8	182.4	166	149.6
/P+ (ft)	215.2	215.2	215.2	166	198.8	198.8	182.4	166	149.6
16.4 ft	12	12	12	11	12	11	10	9	8
F2 (USt) ●	633	633	656	643	687	630	592	568	546
F2 (USt) ■	615	650	699	643	799	723	663	592	543
F3 (USt) ●	456	450	473	463	502	444	445	427	408
F3 (USt) ■	473	503	551	499	650	572	516	450	405

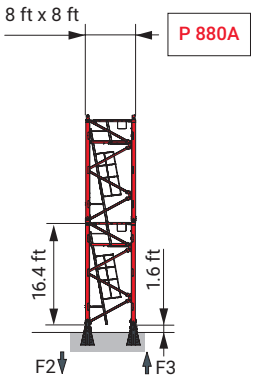

Anchorages

Other mast compositions - Please consult us.

Motorized accesses: adapted mast composition, base ballast and reactions.

Luffing jib

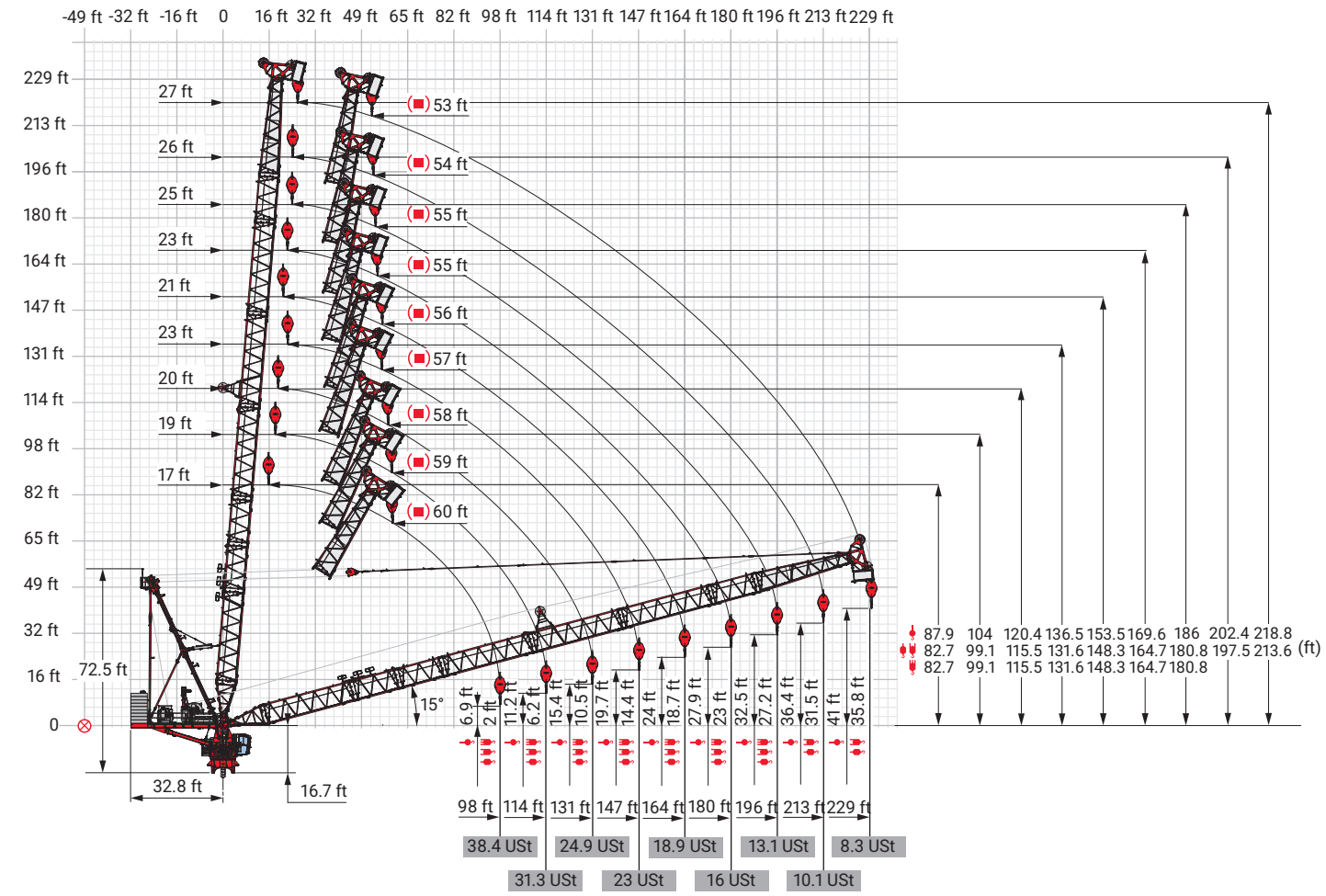

Jib weight & counter-jib ballast

	(lb) (+/- 5%)			
		/		
	3B		17,857 lb	(lb)
229 ft	67,814 (2B)	32,606 / 35,208 (2B)	9	160,717
213 ft	64,342 (2B)	33,709 / 30,633 (2B)	9	160,717
196 ft	63,614	33,709 / 29,906	9	160,717
180 ft	60,153	33,709 / 26,444	9	160,717
164 ft	55,876	21,363 / 34,513	8	142,860
147 ft	53,605	21,782 / 31,824	8	142,860
131 ft	49,725	21,782 / 27,944	8	142,860
114 ft	46,760	21,914 / 24,846	8	142,860
98 ft	43,034	22,046 / 20,988	7	125,002

CDP - 17,857 lb

(in)

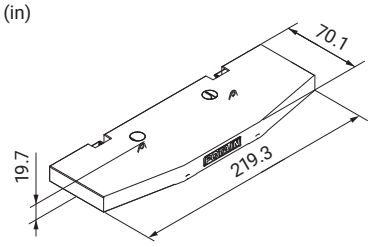

(lb)

1B / 2B = 3B - 1,918 lb

SB = 3B - 3,880 lb

Load curves

SB

(ft)		55	65	72	82	88	98	102	105	114	118	121	131	134	147	150	164	166	180	182	196	198	213	229	ft
	23.1 USt																								
229	27 → 125	23.1	23.1	23.1	23.1	23.1	23.1	-	23.1	23.1	-	23.1	21.9	-	18.7	-	15.9	-	13.5	-	11.3	-	9.4	7.7	USt
	27 → 125	23.1	23.1	23.1	23.1	23.1	23.1	-	23.1	23.1	-	23.1	22	-	18.9	-	16.2	-	13.9	-	11.8	-	10	8.3	USt P+
213	26 → 132	23.1	23.1	23.1	23.1	23.1	23.1	-	23.1	23.1	-	23.1	23.1	-	19.7	-	16.6	-	13.9	-	11.5	-	9.4	USt	
	26 → 132	23.1	23.1	23.1	23.1	23.1	23.1	-	23.1	23.1	-	23.1	23.1	-	19.9	-	17	-	14.4	-	12.1	-	10.1	USt	P+
196	25 → 138	23.1	23.1	23.1	23.1	23.1	23.1	-	23.1	23.1	-	23.1	23.1	-	21.1	-	17.7	-	14.8	-	12.3	12.1	USt		
	25 → 138	23.1	23.1	23.1	23.1	23.1	23.1	-	23.1	23.1	-	23.1	23.1	-	21.3	-	18.1	-	15.4	-	13.1	12.9	USt	P+	
180	23 → 143	23.1	23.1	23.1	23.1	23.1	23.1	-	23.1	23.1	-	23.1	23.1	-	22	-	18.3	-	15.2	14.9	USt				
	23 → 143	23.1	23.1	23.1	23.1	23.1	23.1	-	23.1	23.1	-	23.1	23.1	-	22.2	-	18.9	-	16	15.8	USt	P+			
164	21 → 142	23.1	23.1	23.1	23.1	23.1	23.1	-	23.1	23.1	-	23.1	23.1	-	21.9	-	18.1	17.6	USt						
	21 → 142	23.1	23.1	23.1	23.1	23.1	23.1	-	23.1	23.1	-	23.1	23.1	-	22.1	-	18.9	18.5	USt	P+					
147	23 → 146	23.1	23.1	23.1	23.1	23.1	23.1	-	23.1	23.1	-	23.1	23.1	-	22.8	22	USt								
	23 → 146	23.1	23.1	23.1	23.1	23.1	23.1	-	23.1	23.1	-	23.1	23.1	-	23	22.8	USt	P+							
131	20 → 134	23.1	23.1	23.1	23.1	23.1	23.1	-	23.1	23.1	-	23.1	23.1	23.1	USt										
	20 → 134	23.1	23.1	23.1	23.1	23.1	23.1	-	23.1	23.1	-	23.1	23.1	23.1	USt	P+									
114	19 → 118	23.1	23.1	23.1	23.1	23.1	23.1	-	23.1	23.1	23.1	USt													
	19 → 118	23.1	23.1	23.1	23.1	23.1	23.1	-	23.1	23.1	23.1	USt	P+												
98	17 → 102	23.1	23.1	23.1	23.1	23.1	23.1	23.1	USt																
	17 → 102	23.1	23.1	23.1	23.1	23.1	23.1	23.1	USt	P+															

1B

(ft)		55	65	72	82	88	98	102	105	114	118	121	131	134	147	150	164	166	180	182	196	198	213	229	ft
	23.1 USt																								
229	27 → 121	23.1	23.1	23.1	23.1	23.1	23.1	-	23.1	23.1	-	23.1	20.9	-	17.7	-	14.9	-	12.5	-	10.3	-	8.5	6.7	USt
	27 → 123	23.1	23.1	23.1	23.1	23.1	23.1	-	23.1	23.1	-	23.1	21.4	-	18.2	-	15.4	-	13	-	10.9	-	9	7.3	USt P+
213	26 → 128	23.1	23.1	23.1	23.1	23.1	23.1	-	23.1	23.1	-	23.1	22.5	-	18.7	-	15.6	-	12.9	-	10.5	-	8.4	USt	
	26 → 131	23.1	23.1	23.1	23.1	23.1	23.1	-	23.1	23.1	-	23.1	23.1	-	19.4	-	16.2	-	13.6	-	11.2	-	9.1	USt	P+
196	25 → 135	23.1	23.1	23.1	23.1	23.1	23.1	-	23.1	23.1	-	23.1	23.1	-	20.1	-	16.7	-	13.8	-	11.3	11.1	USt		
	25 → 138	23.1	23.1	23.1	23.1	23.1	23.1	-	23.1	23.1	-	23.1	23.1	-	20.9	-	17.5	-	14.6	-	12.1	11.9	USt	P+	
180	23 → 139	23.1	23.1	23.1	23.1	23.1	23.1	-	23.1	23.1	-	23.1	23.1	-	21	-	17.3	-	14.2	13.9	USt				
	23 → 143	23.1	23.1	23.1	23.1	23.1	23.1	-	23.1	23.1	-	23.1	23.1	-	22	-	18.3	-	15.1	14.8	USt	P+			
164	21 → 139	23.1	23.1	23.1	23.1	23.1	23.1	-	23.1	23.1	-	23.1	23.1	-	20.9	-	17.1	16.6	USt						
	21 → 142	23.1	23.1	23.1	23.1	23.1	23.1	-	23.1	23.1	-	23.1	23.1	-	21.8	-	18	17.5	USt	P+					
147	23 → 142	23.1	23.1	23.1	23.1	23.1	23.1	-	23.1	23.1	-	23.1	23.1	-	21.8	21.1	USt								
	23 → 145	23.1	23.1	23.1	23.1	23.1	23.1	-	23.1	23.1	-	23.1	23.1	-	22.6	21.8	USt	P+							
131	20 → 134	23.1	23.1	23.1	23.1	23.1	23.1	-	23.1	23.1	-	23.1	23.1	23.1	USt										
	20 → 134	23.1	23.1	23.1	23.1	23.1	23.1	-	23.1	23.1	-	23.1	23.1	23.1	USt	P+									
114	19 → 118	23.1	23.1	23.1	23.1	23.1	23.1	-	23.1	23.1	23.1	USt													
	19 → 118	23.1	23.1	23.1	23.1	23.1	23.1	-	23.1	23.1	23.1	USt	P+												
98	17 → 102	23.1	23.1	23.1	23.1	23.1	23.1	23.1	USt																
	17 → 102	23.1	23.1	23.1	23.1	23.1	23.1	23.1	USt	P+															

2B

(ft)		55	65	72	82	88	98	100	105	114	115	121	131	147	163	164	179	180	195	196	210	213	226	ft
	46.3 USt																							
229	25 → 78	35.3	35.3	35.3	34	31.5	28.2	-	26.2	23.6	-	21.9	19.7	16.4	-	13.7	-	11.2	-	9.1	-	7.2	5.8	USt
	25 → 78	35.3	35.3	35.3	34	31.6	28.5	-	26.5	23.9	-	22.3	20.1	16.9	-	14.2	-	11.8	-	9.7	-	7.8	6.3	USt P+
213	24 → 68	46.3	46.3	44.2	38.8	35.6	31.5	-	29.1	25.8	-	23.9	21.2	17.5	-	14.3	-	11.6	-	9.3	7.5	USt		
	24 → 68	46.3	46.3	44.3	39.1	36	32	-	29.6	26.4	-	24.5	21.9	18.1	-	15	-	12.3	-	10	8.1	USt P+		
196	23 → 75	46.3	46.3	46.3	42.3	38.8	34.1	-	31.4	27.9	-	25.7	22.9	18.8	-	15.4	-	12.6	10.3	USt				
	23 → 76	46.3	46.3	46.3	42.8	39.3	34.8	-	32.1	28.6	-	26.5	23.7	19.6	-	16.2	-	13.4	11.1	USt P+				
180	21 → 82	46.3	46.3	46.3	46.3	42.6	37.1	-	34	29.9	-	27.4	24.2	19.8	-	16.1	13.1	USt						
	21 → 84	46.3	46.3	46.3	46.3	43.5	38	-	34.9	30.8	-	28.4	25.2	20.7	-	17	14	USt P+						
164	19 → 83	46.3	46.3	46.3	46.3	43	37.3	-	34.1	29.8	-	27.4	24.1	19.6	16	USt								
	19 → 84	46.3	46.3	46.3	46.3	43.8	38.2	-	35	30.8	-	28.3	25.1	20.5	16.9	USt P+								
147	21 → 85	46.3	46.3	46.3	46.3	44.5	38.7	-	35.4	31.1	-	28.5	25.2	20.5	USt									
	21 → 86	46.3	46.3	46.3	46.3	45.2	39.4	-	36.1	31.8	-	29.3	26	21.3	USt P+									
131	18 → 85	46.3	46.3	46.3	46.3	43.8	38	-	34.6	30.3	-	27.8	24.4	USt										
	18 → 85	46.3	46.3	46.3	46.3	44.2	38.4	-	35.1	30.8	-	28.2	24.9	USt P+										
114	17 → 86	46.3	46.3	46.3	46.3	44.7	39	-	35.7	31.3	30.9	USt												
	17 → 86	46.3	46.3	46.3	46.3	44.7	39	-	35.7	31.3	30.9	USt P+												
98	15 → 85	46.3	46.3	46.3	46.3	44.2	38.4	37.5	USt															
	15 → 85	46.3	46.3	46.3	46.3	44.2	38.4	37.5	USt P+															

3B

(ft)		55	65	72	82	88	98	101	105	114	117	121	131	132	137	147	148	154	164	170	180	187	196	ft
	70.5 USt																							
196	24 → 64	52.9	51.6	46.7	40.5	36.9	32.3	-	29.6	26	-	23.8	21	-	19.3	16.9	-	15.5	13.6	12.3	10.7	9.6	8.2	USt
	24 → 64	52.9	51.6	46.9	40.9	37.4	32.9	-	30.2	26.7	-	24.6	21.8	-	20.1	17.7	-	16.3	14.3	13.1	11.5	10.4	8.9	USt P+
180	22 → 55	70.5	59	52.8	45.1	40.8	35.3	-	32.1	28	-	25.6	22.4	-	20.5	17.9	-	16.3	14.2	12.9	11	USt		
	22 → 55	70.5	59.4	53.3	45.8	41.6	36.2	-	33	28.9	-	26.5	23.3	-	21.4	18.8	-	17.3	15.1	13.8	11.9	USt P+		
164	20 → 57	70.5	60.4	53.7	45.6	41.1	35.4	-	32.2	28	-	25.5	22.3	-	20.3	17.7	-	16.1	14	USt				
	20 → 57	70.5	60.7	54.3	46.4	41.9	36.3	-	33.1	28.9	-	26.5	23.2	-	21.3	18.6	-	17	14.8	USt P+				
147	22 → 59	70.5	62.4	55.6	47.3	42.7	36.8	-	33.5	29.2	-	26.7	23.3	-	21.3	18.6	18.3	USt						
	22 → 59	70.5	62.6	56	47.9	43.3	37.6	-	34.3	30	-	27.5	24.1	-	22.1	19.4	19.1	USt P+						
131	18 → 59	70.5	62.1	55.1	46.6	42	36.1	-	32.8	28.5	-	25.9	22.6	22	USt									
	18 → 59	70.5	62.3	55.4	47	42.4	36.5	-	33.2	28.9	-	26.4	23	22.4	USt P+									
114	18 → 59	70.5	62.5	55.7	47.5	42.9	37.1	-	33.8	29.5	28.5	USt												
	18 → 59	70.5	62.5	55.7	47.5	42.9	37.1	-	33.8	29.5	28.5	USt P+												
98	15 → 59	70.5	62.3	55.4	47	42.4	36.5	35	USt															
	15 → 59	70.5	62.3	55.4	47	42.4	36.5	35	USt P+															

Dimensions and weight

Slewing crane part - 229 ft - 1B / 2B / 3B - 320 LVF

x 13
x 13

Slewing crane part			L (ft)	W (ft)	H (ft)	lb (+/- 5%)
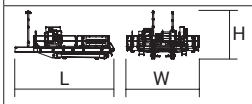	Counter-jib	150 VVF	31.6	23.2	10.9	47,455
			31.6	8.2	5.3	24,030
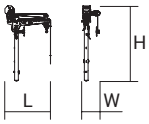	Derrick + auxiliary winch		8.9	3.5	14.4	1,841
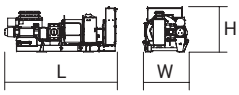	Luffing winch (+ rope)	150 VVF	14.9	6.1	6.1	16,854
	Hoisting winch (+ rope)	320 LVF	18.8	8.1	6.9	38,140
	Strut		30	8	6.6	16,887
			28.4	7.9	5.4	9,039
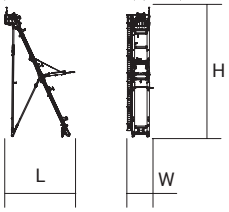			28.2	11.1	53	32,628
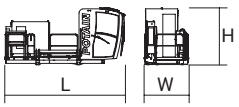	Cab	Ultra View	17.3	6.4	8.2	4,101
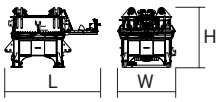	Towerhead	8 ft	16.2	9.8	10.1	47,069
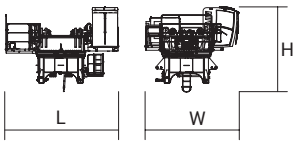			20.8	17.3	14	52,437
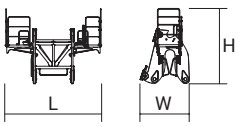	Cathead		15.9	7.9	12.5	12,037
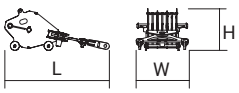	Luffing pulley block		7.6	3.8	3.2	2,723

			L (ft)	W (ft)	H (ft)	lb (+/- 5%)
		①	17	7.4	8	6,041
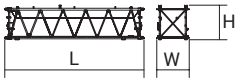	Jib section	② ⑤ ⑥ ⑦	33.5 33.5 33.5 33.5	7.6 7.4 7.4 7.4	8 8.3 8.3 8.3	7,011 6,967 6,570 6,118
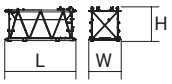		③ ④ ⑧	17.1 17.1 17.1	7.4 7.4 7.4	8.3 8.3 8.3	4,740 3,880 3,461
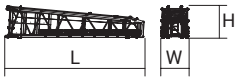		⑨	34.8	7.4	8.1	8,102
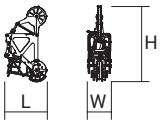			8.6	4.4	13.7	5,203
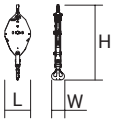	Pulley block	1B/2B 3B	3.9 3.9	2 2	11.5 11.5	3,946 5,864
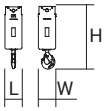		SB	1.3	1.3	4.8	1,984
	Jib nose inspection platform		7.4	2.5	4.4	364
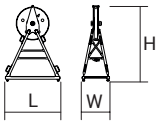	Sheave bracket (hoisting)		5.9	3	8.2	1,102
Crane tower						
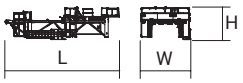	T 880	⍁ 8 ft	36.8 33.2	16.4 16.4	10.5 14.1	28,488 16,903
			9	3.3	6.3	2,793
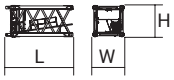	KM 880.10A KMT 880.10A	⍁ 8 ft	17.8 17.8	8.3 8.3	8.3 8.6	18,453 19,180
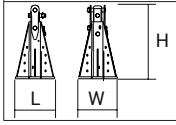	Fixing angles	P 880A	3.3	3.3	6.2	3,536

Mechanisms

480 V - 60 Hz			SB					2B					3B					hp	kW	
	320 LVF 213 Optima	fpm	213	269	367	541	600	108	138	190	276	302	72	92	125	187	200	320	240	2,749 ft
		USt	23.1	17.4	11.6	5.8	3.9	46.3	34.7	23.1	11.6	8.4	70.5	52.9	35.3	17.6	13.4			
	150 VVF 90		2 min 20 s					2 min 20 s					3 min 20 s					150	110	
	RVF 174 Optima+	rpm	0 → 0.7															4 x 10	4 x 7.5	

IEC 60204-32	kVA	
480 V (+6% -10%) 60 Hz	320 LVF + 150 VVF: 414 → 226 kVA	

The reactions and mast compositions presented in this data sheet meet the specifications of EN 14439:2025 and ASME B30.3-2025 standards.
The “out of service” wind profile is determined in accordance with ASCE 7-22 and ASCE 37-25 specifications as follow:
The “standard” design wind is determined from an ultimate reference wind speed of 115 mph (185 kph) corresponding to an average recurrence interval of 700 years, calculated for an Exposure C category, and combined with a 0.85 reduction factor based on the assumption that the crane is considered as a temporary construction structure used for 2 years or less.
As a result, this “standard” wind profile is covered by the EN 14439:2025 C25 wind profile, which is used to determine all technical data provided in this document.

- Standard equipment
- Options
- Potain Plus function: Plus load curves
- Hook heights with Plus load curves
- Reactions in service
- Reactions out of service
- Jib weight
- Total ballast weight
- Jib articulation axis
- Weathervaning position
- Lorry 44 ft
- Container High Cube 40 ft, and/or Flat Rack 20 ft
- Hoisting
- Luffing
- Slewing
- Travelling
- Required power
- Power Control Function: winch speeds adapted to the available power
- Consult us

This commercial document is not legally binding. For any technical information, please refer to the corresponding instructions.

© 2026 The Manitowoc Company, Inc.