POTAIN®

MDT 809 M32

ASME B30.3-2025

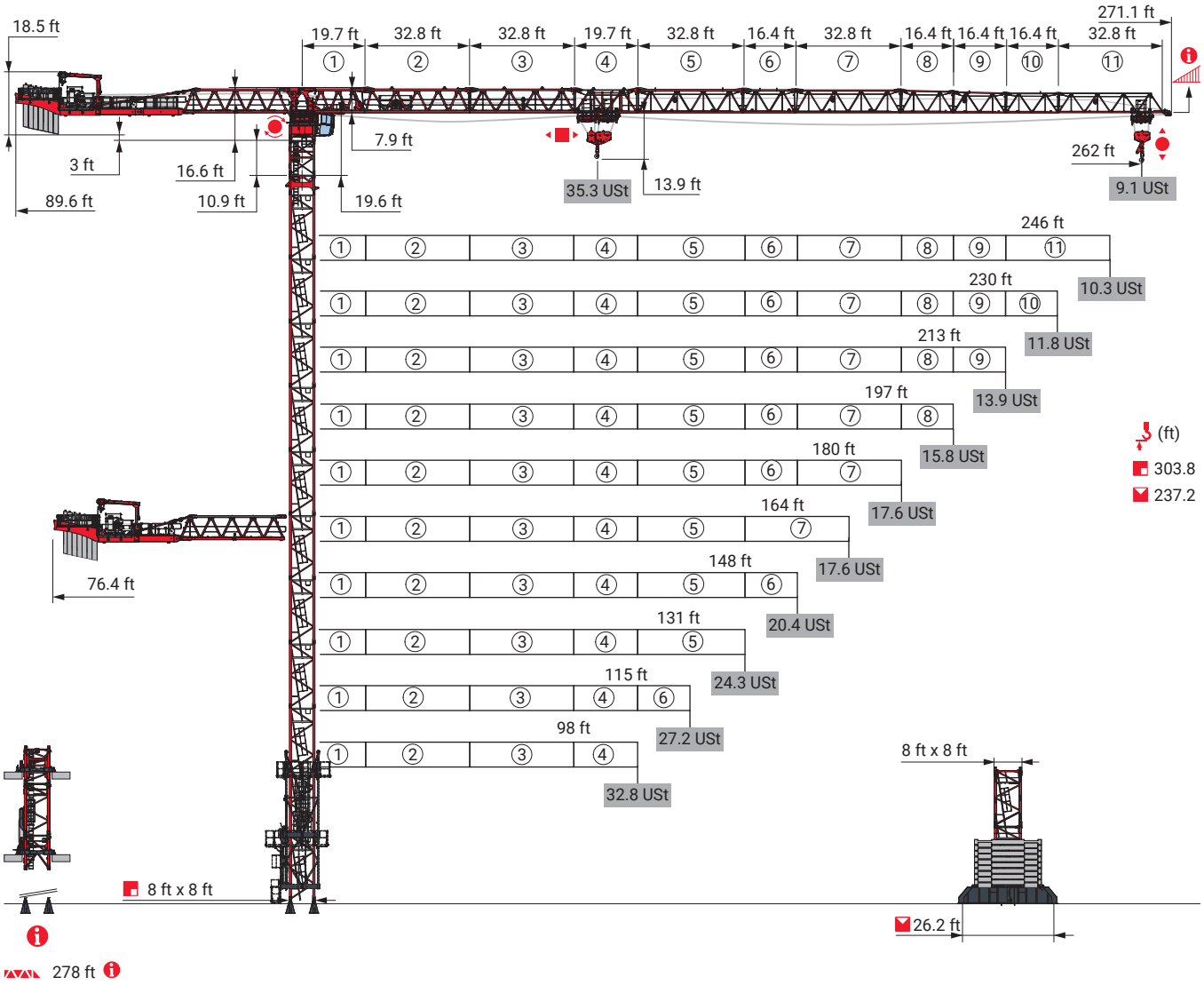

Potain Plus

Power Control

Top Site

Anti-collision systems

Automatic Rotation Control

Values have been rounded.

Mast - Reactions

8 ft - P 854A												
(ft)		98	115	131	148	164	180	197	213	230	246	262
(ft)		232	226.4	232	232	226.4	226.4	232	232	232	237.5	237.5
/P+ (ft)		215.6	221.1	204.7	193.6	226.4	193.6	204.7	199.2	232	237.5	237.5
10.9 ft		1	1	1	1	1	1	1	1	1	1	1
6.2 ft		1	1	1	1	1	1	1	1	1	1	1
10.9 ft		2	0	2	2	0	0	2	2	2	1	1
16.4 ft		12	13	12	12	13	13	12	12	12	13	13
F2 (USt)	●	438	440	452	456	447	445	452	464	479	475	479
	■	437	402	441	454	419	426	468	479	488	522	534
F3 (USt)	●	310	312	315	317	307	307	308	319	333	327	329
	■	327	291	322	332	297	304	342	351	359	391	402

8 ft - P 880A												
(ft)		98	115	131	148	164	180	197	213	230	246	262
(ft)		303.8	298.2	298.2	298.2	298.2	298.2	298.2	292.7	298.2	292.7	292.7
/P+ (ft)		298.2	292.7	292.7	292.7	298.2	292.7	292.7	281.8	292.7	292.7	292.7
10.9 ft		1	1	1	1	1	1	1	1	1	1	1
6.2 ft		1	1	1	1	1	1	1	1	1	1	1
10.9 ft		1	2	2	2	2	2	2	0	2	0	0
16.4 ft		17	16	16	16	16	16	16	17	16	17	17
F2 (USt)	●	582	589	592	598	602	597	595	590	589	593	598
	■	890	875	878	905	895	904	916	871	925	886	908
F3 (USt)	●	425	427	426	428	431	428	422	419	417	420	423
	■	750	729	730	752	742	751	761	716	769	730	749

8 ft - ZY 854 -												
(ft)		98	115	131	148	164	180	197	213	230	246	262
(ft)		232	226.4	232	232	226.4	226.4	232	232	232	232	237.2
/P+ (ft)		215.6	220.8	204.4	193.6	226.4	193.6	204.4	199.2	232	232	237.2
10.9 ft		1	1	1	1	1	1	1	1	1	1	1
6.2 ft		1	1	1	1	1	1	1	1	1	1	1
10.9 ft		0	1	0	0	1	1	0	0	0	0	2
16.4 ft		13	12	13	13	12	12	13	13	13	13	12
F1 (USt)	●	218	220	221	223	219	225	231	234	243	239	252
	■	212	205	212	218	207	215	228	232	239	241	267

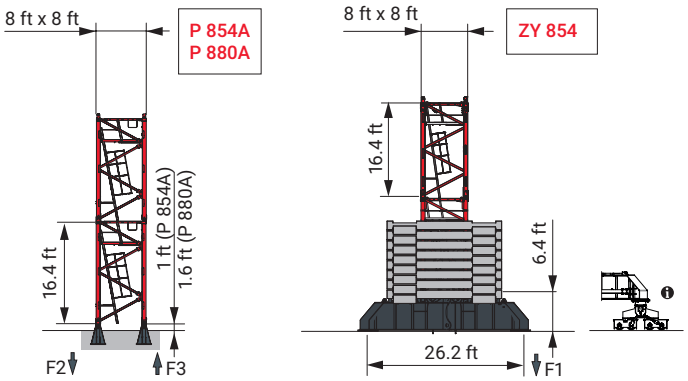

Other mast compositions - Please consult us.

Motorized accesses: adapted mast composition, base ballast and reactions.

Anchorages

Base ballast

(USt) / 8 ft - ZY 854 -												
(ft)	98	115	131	148	164	180	197	213	230	246	262
237.2											224.9
232	172		158.7	158.7			185.2	185.2	198.4	198.4	211.6
226.4	172	172	158.7	145.5	145.5	172	185.2	185.2	185.2	198.4	211.6
210	145.5	145.5	132.3	119.1	132.3	172	172	172	172	185.2	198.4
193.6	119.1	119.1	105.8	105.8	105.8	158.7	158.7	158.7	158.7	172	185.2
177.2	92.6	92.6	92.6	92.6	92.6	145.5	145.5	145.5	145.5	158.7	172
160.8	92.6	92.6	92.6	92.6	92.6	132.3	132.3	145.5	145.5	145.5	158.7
144.4	92.6	92.6	92.6	92.6	79.4	132.3	132.3	132.3	132.3	132.3	145.5
128	92.6	92.6	92.6	92.6	79.4	119.1	119.1	119.1	119.1	132.3	132.3
111.6	92.6	92.6	92.6	92.6	66.1	105.8	119.1	119.1	119.1	119.1	132.3
95.1	92.6	92.6	92.6	92.6	66.1	105.8	105.8	105.8	105.8	119.1	119.1
78.7	92.6	92.6	92.6	92.6	52.9	105.8	105.8	105.8	105.8	119.1	119.1

Load curves



(ft)			72	82	98	105	115	121	131	138	148	154	164	171	180	187	197	203	213	220	230	236	246	253	262	ft
	35.3 USt	17.6 USt																								
262	13.8 → 73.8	129.7 - 142.4	35.3	31.1	24.9	23	20.6	19.2	17.6	17.6	16.9	16.1	14.9	14.2	13.3	12.7	11.9	11.5	10.8	10.4	9.8	9.5	9	8.7	8.3	USt
	13.8 → 79.1	139.3 - 153	35.3	33.8	27.2	25.1	22.5	21	19	17.9	17.6	17.5	16.2	15.5	14.5	13.9	13.1	12.5	11.8	11.4	10.8	10.4	9.9	9.6	9.1	USt P+
246	13.8 → 75.5	133.5 - 146.1	35.3	32	25.7	23.8	21.3	19.9	18	17.6	17.4	16.6	15.4	14.7	13.7	13.2	12.4	11.9	11.2	10.8	10.2	9.9	9.4	USt		
	13.8 → 81.4	143.7 - 157.5	35.3	34.9	28.1	26	23.4	21.8	19.8	18.6	17.6	17.6	16.8	16.1	15	14.4	13.5	13	12.3	11.9	11.2	10.8	10.3	USt P+		
230	13.8 → 78.4	138.9 - 151.6	35.3	33.4	26.9	24.9	22.3	20.9	18.9	17.8	17.6	17.3	16.1	15.4	14.4	13.8	13	12.5	11.8	11.3	10.7	USt				
	13.8 → 84.3	149.7 - 164	35.3	35.3	29.5	27.3	24.5	22.9	20.8	19.6	17.9	17.6	17.6	16.8	15.8	15.1	14.2	13.7	12.9	12.5	11.8	USt P+				
213	13.8 → 83	147.6 - 161.1	35.3	35.3	28.9	26.8	24.1	22.5	20.4	19.2	17.6	17.6	17.3	16.5	15.5	14.8	13.9	13.4	12.7	USt						
	13.8 → 89.9	159.1 - 174.4	35.3	35.3	31.7	29.4	26.4	24.7	22.5	21.2	19.4	18.4	17.6	17.6	17	16.3	15.3	14.7	13.9	USt P+						
197	13.8 → 85	151 - 164.8	35.3	35.3	29.7	27.5	24.7	23.1	21	19.8	18.1	17.6	17.6	16.9	15.9	15.2	14.3	USt								
	13.8 → 91.9	162.7 - 178.7	35.3	35.3	32.6	30.2	27.2	25.4	23.1	21.8	20	18.9	17.6	17.6	17.4	16.7	15.8	USt P+								
180	13.8 → 85.3	151.9 - 165.8	35.3	35.3	29.9	27.7	24.9	23.3	21.2	19.9	18.3	17.6	17.6	17.1	16	USt										
	13.8 → 91.5	163.7 - 180.4	35.3	35.3	32.4	30.1	27.1	25.4	23.2	21.9	20.1	19	17.6	17.6	17.6	USt P+										
164	13.8 → 84.6	150.3 - 164	35.3	35.3	29.5	27.4	24.6	23	20.9	19.7	18	17.6	17.6	USt												
	13.8 → 88.6		35.3	35.3	31.3	29	26	24.4	22.2	20.9	19.2	18.2	17.6	USt P+												
148	13.8 → 86.3		35.3	35.3	30.3	28.1	25.2	23.6	21.4	20.2	18.5	USt														
	13.8 → 91.5		35.3	35.3	32.5	30.2	27.3	25.6	23.4	22.1	20.4	USt P+														
131	13.8 → 89.9		35.3	35.3	31.7	29.4	26.4	24.7	22.5	USt																
	13.8 → 94.2		35.3	35.3	33.6	31.3	28.3	26.5	24.3	USt P+																
115	13.8 → 88.3		35.3	35.3	31.1	28.8	25.9	USt																		
	13.8 → 91.2		35.3	35.3	32.4	30.1	27.2	USt P+																		
98	13.8 → 87.9		35.3	35.3	30.9	USt																				
	13.8 → 92.2		35.3	35.3	32.8	USt P+																				

= - 2.24 USt max.



(ft)			72	82	98	105	115	121	131	138	148	154	164	171	180	187	197	203	213	220	230	236	246	253	262	ft
	35.3 USt	17.6 USt																								
262	11.2 → 73.5	128.4 - 131.6	35.3	30.9	24.7	22.8	20.4	19	17.6	16.6	15.2	14.3	13.2	12.5	11.6	11	10.2	9.8	9.1	8.7	8.1	7.8	7.3	7	6.6	USt
	11.2 → 78.7	137.9 - 141.3	35.3	33.6	27	24.9	22.3	20.8	18.8	17.7	16.7	15.8	14.5	13.8	12.8	12.2	11.3	10.8	10.1	9.7	9.1	8.7	8.2	7.8	7.4	USt P+
246	11.2 → 75.1	132 - 135.4	35.3	31.8	25.5	23.6	21.1	19.6	17.8	17.2	15.8	14.9	13.8	13.1	12.1	11.5	10.7	10.3	9.6	9.2	8.6	8.2	7.7	USt		
	11.2 → 80.7	142.2 - 145.9	35.3	34.7	27.9	25.8	23.1	21.6	19.6	18.4	17.4	16.5	15.2	14.4	13.4	12.8	11.9	11.4	10.7	10.2	9.6	9.2	8.7	USt P+		
230	11.2 → 77.4	136.2 - 139.7	35.3	33	26.5	24.5	21.9	20.4	18.5	17.6	16.4	15.5	14.3	13.6	12.6	12	11.2	10.7	10	9.6	9	USt				
	11.2 → 83.7	146.8 - 150.9	35.3	35.3	29	26.9	24.1	22.5	20.4	19.2	17.6	16.5	15.9	15.1	14	13.4	12.5	11.9	11.2	10.7	10.1	USt P+				
213	11.2 → 82.7	146.2 - 149.9	35.3	35.3	28.7	26.6	23.8	22.3	20.2	19	17.6	17	15.8	15	13.9	13.3	12.4	11.9	11.2	USt						
	11.2 → 89.2	157.5 - 162.3	35.3	35.3	31.5	29.2	26.2	24.5	22.3	20.9	19.2	18.1	17.4	16.6	15.4	14.7	13.8	13.2	12.4	USt P+						
197	11.2 → 84.6	149.5 - 153.4	35.3	35.3	29.5	27.3	24.5	22.9	20.8	19.6	17.9	17.5	16.2	15.4	14.4	13.7	12.8	USt								
	11.2 → 91.5	161.2 - 166.3	35.3	35.3	32.4	30	27	25.2	22.9	21.5	19.7	18.7	17.6	17.1	15.9	15.2	14.2	USt P+								
180	11.2 → 85.3	151.9 - 155.8	35.3	35.3	29.9	27.7	24.9	23.3	21.2	19.9	18.3	17.6	16.6	15.8	14.7	USt										
	11.2 → 91.5	163.7 - 169.1	35.3	35.3	32.4	30.1	27.1	25.4	23.2	21.9	20.1	19	17.6	17.5	16.3	USt P+										
164	11.2 → 86.9	154.4 - 158.4	35.3	35.3	30.5	28.2	25.4	23.7	21.6	20.3	18.7	17.7	16.9	USt												
	11.2 → 88.6	157.8 - 164	35.3	35.3	31.3	29	26	24.4	22.2	20.9	19.2	18.2	17.6	USt P+												
148	11.2 → 86.3		35.3	35.3	30.3	28.1	25.2	23.6	21.4	20.2	18.5	USt														
	11.2 → 91.5		35.3	35.3	32.5	30.2	27.3	25.6	23.4	22.1	20.4	USt P+														
131	11.2 → 89.9		35.3	35.3	31.7	29.4	26.4	24.7	22.5	USt																
	11.2 → 94.2		35.3	35.3	33.6	31.3	28.3	26.5	24.3	USt P+																
115	11.2 → 88.3		35.3	35.3	31.1	28.8	25.9	USt																		
	11.2 → 91.2		35.3	35.3	32.4	30.1	27.2	USt P+																		
98	11.2 → 87.9		35.3	35.3	30.9	USt																				
	11.2 → 92.2		35.3	35.3	32.8	USt P+																				

= - 0.85 USt max.

Counter-jib ballast

	180 HPL™			320 LVF GH		
	14,551 lb	10,362 lb	(lb)	14,551 lb	10,362 lb	(lb)
262 ft	7	0	101,854	5	2	93,476
246 ft	6	1	97,665	4	3	89,287
230 ft	5	2	93,476	6	0	87,303
213 ft	4	3	89,287	5	1	83,114
197 ft	6	0	87,303	4	2	78,925
180 ft	4	2	78,925	5	0	72,753
164 ft	6	1	97,665	4	3	89,287
148 ft	4	3	89,287	5	1	83,114
131 ft	5	1	83,114	3	3	74,737
115 ft	4	1	68,564	3	2	64,375
98 ft	3	2	64,375	3	1	54,013

CCP - 14,551 lb

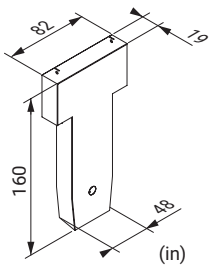

CCQ - 10,362 lb

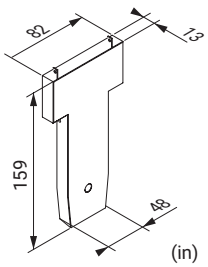

Dimensions and weight

Slewing crane part - : 262 ft - - 180 HPL™

x 11
x 10

Slewing crane part			L (ft)	W (ft)	H (ft)	lb (+/- 5%)
			25.9	7.4	7.4	23,171
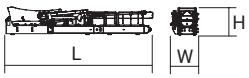			39.4	7.4	7.4	31,978
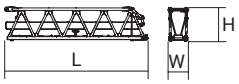			34	4.5	8.1	21,142
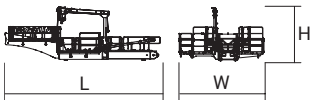	Counter-jib	180 HPL™ 320 LVF GH	39.7	21.9	13.7	27,040
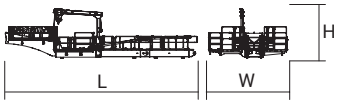	Counter-jib	180 HPL™ 320 LVF GH	52.8	21.9	13.7	35,891
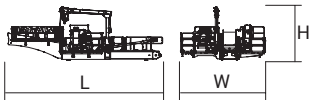	Counter-jib	180 HPL™	39.7	21.9	13.7	43,738
	Counter-jib	180 HPL™	52.8	21.9	13.7	52,589
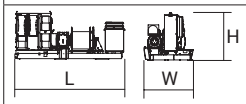	Hoisting winch (+ rope)	180 HPL™ 320 LVF GH	15.8 18.4	6.3 7.2	6.5 7.8	16,698 31,150
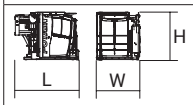	Cab	Ultra View	11	7.5	8.2	6,614
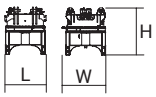	Towerhead	⍁ 8 ft	8.5	8.2	9.7	34,392
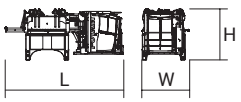	Towerhead		22.5	8.2	9.7	41,006
	Jib section	①	25.6	5.1	8.2	27,893
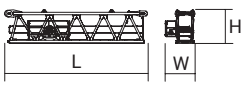	Jib section	② ③	34.5 34.1	7.3 4.8	8.2 8.1	27,133 18,683
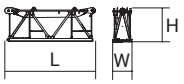	Jib section	④	20.9	4.5	7.9	8,754
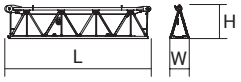	Jib section	⑤ ⑦ ⑪	34.4 33.9 33.2	4.5 4.5 4.5	7.8 7.5 6.4	10,983 7,043 3,103

			L (ft)	W (ft)	H (ft)	lb (+/- 5%)
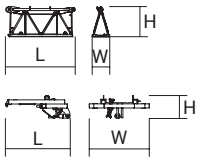	Jib section	⑥ ⑧ ⑨ ⑩	17.8 17.3 17.3 17.3	4.5 4.5 4.5 4.5	7.7 7.3 6.8 6.7	4,859 3,013 2,175 1,955
			5.5	5.2	1.9	728
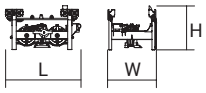	Trolley	35.3 USt	8.6	5.7	5.2	2,678
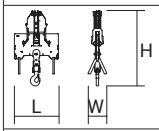	Pulley block	35.3 USt	6.2	2.6	10.4	3,120
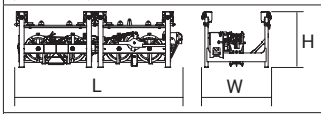	Trolley	35.3 USt	13.8	5.9	4.9	3,219
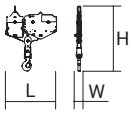	Pulley block	35.3 USt	7.5	1.1	9.7	2,888
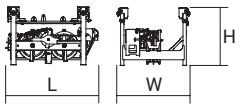	Trolley	17.6 USt	6.9	5.9	4.9	1,720
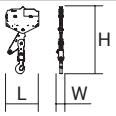	Pulley block	17.6 USt	5	1.1	10	1,786
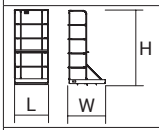	Trolley inspection platform		3.1	3.4	7	125
Crane tower						
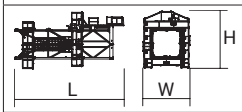	T 851	⍁ 8 ft	36.7	15.9	19	34,723
	K 85/K 85-2	⍁ 8 ft	7.3	10.7	8.2	7,937
	KM 850.10B KM 850.14B KMT 850.10A KMT 850.14A K 88/K 85A2 KM 880.10A KMT 880.10A KMT 850.10C	⍁ 8 ft	33.9 33.9 17.5 17.5 17.5 17.8 17.8 12	8.3 8.3 8.3 8.3 8.2 8.3 8.3 8.3	8.2 8.2 8.2 8.2 8.2 8.3 8.6 8.2	22,201 24,670 12,015 13,206 18,281 18,453 19,180 9,326
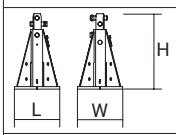	Fixing angles	P 854A P 880A	3 3.3	3 3.3	4.9 6.2	2,072 3,536
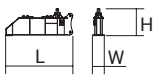	1/2 Cross girder	ZY 854	18.7	3.2	7.4	14,176
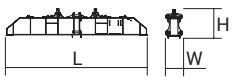	Cross girder	ZY 854	39	4.7	7.4	30,865

Mechanisms

480 V - 60 Hz												hp	kW	
	180 HPL™ 80	fpm	139	172	230	358	495	71	87	115	184	248	180	132	1,660 ft
		USt	17.6	13.2	8.8	4.4	2	35.3	26.5	17.6	8.8	5.2			
	320 LVF 80 GH Optima	fpm	277	351	474	663	705	138	176	243	353		320	240	3,488 ft
		USt	17.6	13.2	8.8	4.4	3.6	35.3	26.5	17.6	9.4				
	15 DVF 16 Optima	fpm	0 → 108 (35.3 USt)		0 → 164 (22 USt)			0 → 220 (11 USt)		0 → 328 (2.8 USt)			15	11	
	RVF 174 Optima +	rpm	0 → 0.7										4 x 10	4 x 7.5	

IEC 60204-32	kVA
480 V (+6% -10%) 60 Hz	180 HPL™: 194 → 122 kVA 320 LVF GH: 306 → 178 kVA

The reactions and mast compositions presented in this data sheet meet the specifications of EN 14439:2025 and ASME B30.3-2025 standards.
The “out of service” wind profile is determined in accordance with ASCE 7-22 and ASCE 37-25 specifications as follow:
The “standard” design wind is determined from an ultimate reference wind speed of 115 mph (185 kph) corresponding to an average recurrence interval of 700 years, calculated for an Exposure C category, and combined with a 0.85 reduction factor based on the assumption that the crane is considered as a temporary construction structure used for 2 years or less.
As a result, this “standard” wind profile is covered by the EN 14439:2025 C25 wind profile, which is used to determine all technical data provided in this document.

- Jib elevation
- Standard equipment
- Options
- Potain Plus function: Plus load curves
- Hook heights with Plus load curves
- Reactions in service
- Reactions out of service
- Total ballast weight
- Lorry 44 ft
- Container High Cube 40 ft, and/or Flat Rack 20 ft
- Hoisting
- Trolleying
- Slewing
- Travelling
- Required power
- Power Control Function: winch speeds adapted to the available power
- Consult us

This commercial document is not legally binding. For any technical information, please refer to the corresponding instructions.

© 2026 The Manitowoc Company, Inc.
Ref. 02D_ASMEB30.3_MDT809M32_2018_47-9
MDT 809 M32