

Liftcrane Luffing Jib Capacities

Luffing Jib No. LJ10:501 on
 Boom No. B60:500
 with Mast No. M10:503 or Mast No. M11:503
 297,800 lb VPC (Variable Position Counterweight)
 360 Degree Rating

MLC300 VPC-MAX SERIES 1



LIFTING CAPACITIES: Lifting capacities for various boom lengths, boom angles, luffing jib lengths, and luffing jib operating radii are for freely suspended loads and may be based on percent of static tipping or strength of structural components. Capacities must be reduced by applicable deducts.

Upper luffing jib point capacity for liftcrane service with single part whip line is 36,700 lb or 73,500 lb with two part whip line. In all cases, upper luffing jib point capacities cannot exceed those listed for main luffing jib capacity.

Weight of all load blocks, hooks, weight ball, slings, hoist lines, etc., beneath boom and luffing jib point sheaves is considered part of load. Boom and luffing jib are not to be lowered beyond radii where combined weights are greater than rated capacity. Operation is only approved for boom and luffing jib angle range shown in capacity chart.

LUFFING JIB BACKWARD STABILITY: Capacities indicated by (b) require 5,000 lb minimum weight suspended beneath luffing jib point, (c) require 10,000 lb minimum weight, and (d) require 20,000 lb minimum weight. **Caution:** Do not luff into areas indicated by (b), (c), or (d) without required minimum weight. Luffing jib may not luff down and luffing jib hoist wire rope may go slack. Luffing jib hoist wire rope may overhaul luffing jib and cause wire rope damage or failure.

OPERATING CONDITIONS: Machine to operate on a firm, level, and uniformly supporting surface. Supporting surface and bearing turntable are to be level within a tolerance of 1/2 in. in 10 ft. Refer to Luffing Jib Rigging **No. 81023384**, Mast Rigging **No. 81025690** or **No. 84045340**, Wire Rope Specifications chart **No. 9503-A**, Counterweight Arrangements chart **No. 9345-A**, Luffing Jib Raising Procedure chart **No. 9502-A**, and Wind Conditions chart **No. 9501-A**. Crane operator judgment must be used to allow for dynamic load effects of swinging, hoisting or lowering, travel, wind conditions, as well as adverse operating conditions and physical machine depreciation. Refer to the Operator Manual for operating guidelines.

MACHINE TRAVEL: Machine to travel on a firm, level, and uniformly supporting surface. Boom and luffing jib must be within angle range shown in capacity chart. Refer to Maximum Allowable Travel Specifications chart **No. 9500-A**.



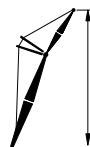
OPERATING RADIUS: Operating radius is horizontal distance from axis of rotation to center of vertical hoist line or load block. Boom angle and luffing jib angle are an indication of operating radius. In all cases, operating radius shall govern capacity.



BOOM ANGLE: Boom angle in degrees (°) is angle between horizontal and centerline of boom butt and inserts.



LUFFING JIB ANGLE: Luffing jib angle in degrees (°) is angle between horizontal and centerline of luffing jib butt and inserts.



LUFFING JIB POINT ELEVATION: Luffing jib point elevation is vertical distance from ground level to centerline of luffing jib point shaft.

MACHINE EQUIPMENT: Machine equipped with VPC-MAX, 31 ft 10 in. crawlers, 48 in. or 60 in. treads, 30 ft live mast, 98.4 ft mast, 10 part boom hoist reeving, boom support straps, 14 part luffing jib hoist reeving, luffing jib and backstay support straps, and 297,800 lb VPC.

Select counterweight position from Luffing Jib Raising Procedure chart **No. 9502-A** that will allow raising and lowering of boom and luffing jib length. Counterweight position selection may be changed with luffing jib on ground or while luffing jib is within operating range of capacity chart.

Explanation of Symbols



Luffing Jib No. LJ10:501
+
Boom No. B60:500



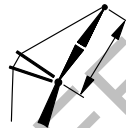
VPC (Variable Position Counterweight)



360 Degree Rating



Boom Length



Luffing Jib Length



Boom Angle
(see page 1)

REFERENCE ONLY!

Explanation of Symbols
(continued)



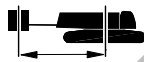
Operating Radius
(see page 1)



Luffing Jib Angle
(see page 1)



Luffing Jib Elevation
(see page 1)



Counterweight Position
from Axis of Rotation

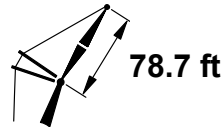
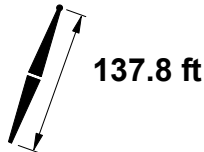


Lifting Capacities
(see page 1)

REFERENCE ONLY!

MLC300 VPC-MAX S-1

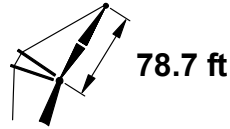
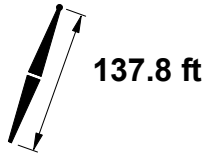
ASME B30.5



| ft | 85° | | | | 83° | | | | 80° | | | | ft |
|-----|------|-------|-----------|-----------|------|-------|-----------|-----------|------|-------|-----------|-----------|-----|
| | ft | ft | lb | lb | ft | ft | lb | lb | ft | ft | lb | lb | |
| 45 | 72.9 | 220.2 | 330,700 c | 330,700 c | | | | | | | | | 45 |
| 50 | 69.0 | 218.3 | 314,400 c | 314,400 c | | | | | | | | | 50 |
| 55 | 65.0 | 215.9 | 277,900 b | 277,900 b | 68.9 | 217.6 | 320,200 b | 320,200 b | | | | | 55 |
| 60 | 60.8 | 213.1 | 249,600 b | 249,600 b | 64.9 | 215.2 | 293,700 b | 304,400 b | | | | | 60 |
| 65 | 56.5 | 209.8 | 226,900 | 226,900 | 60.7 | 212.4 | 265,000 b | 272,000 b | 66.7 | 215.2 | 258,400 b | 314,300 b | 65 |
| 70 | 51.9 | 205.9 | 208,300 | 208,300 | 56.3 | 209.1 | 241,300 | 245,600 | 62.6 | 212.6 | 235,200 b | 292,500 b | 70 |
| 75 | 46.9 | 201.3 | 192,800 | 192,800 | 51.7 | 205.2 | 221,200 | 224,200 | 58.3 | 209.5 | 215,700 | 268,400 | 75 |
| 80 | 41.5 | 195.8 | 179,800 | 179,800 | 46.8 | 200.6 | 204,100 | 206,600 | 53.8 | 205.8 | 198,900 | 247,900 | 80 |
| 85 | 35.4 | 189.0 | 169,000 | 169,000 | 41.3 | 195.0 | 189,200 | 192,000 | 49.0 | 201.5 | 184,500 | 230,100 | 85 |
| 90 | 28.0 | 180.3 | 160,100 | 160,100 | 35.2 | 188.2 | 176,200 | 179,700 | 43.8 | 196.4 | 171,800 | 214,500 | 90 |
| 95 | 17.8 | 167.1 | 153,900 | 153,900 | 27.8 | 179.3 | 164,600 | 169,800 | 38.0 | 190.2 | 160,600 | 200,800 | 95 |
| 100 | | | | | 17.4 | 166.0 | 154,200 | 157,700 | 31.2 | 182.4 | 150,600 | 188,500 | 100 |
| 105 | | | | | | | | | 22.6 | 171.6 | 141,600 | 177,500 | 105 |
| 110 | | | | | | | | | | | | | 110 |
| 115 | | | | | | | | | | | | | 115 |
| 120 | | | | | | | | | | | | | 120 |
| 125 | | | | | | | | | | | | | 125 |
| 130 | | | | | | | | | | | | | 130 |
| 135 | | | | | | | | | | | | | 135 |
| 140 | | | | | | | | | | | | | 140 |

MLC300 VPC-MAX S-1

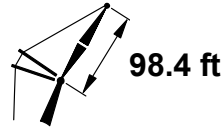
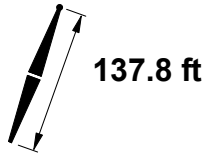
ASME B30.5



| ft | 75° | | | | 70° | | | | 65° | | | | ft |
|-----|------|-------|---------|---------|------|-------|---------|---------|------|-------|---------|---------|-----|
| | ft | ft | lb | lb | ft | ft | lb | lb | ft | ft | lb | lb | |
| 45 | | | | | | | | | | | | | 45 |
| 50 | | | | | | | | | | | | | 50 |
| 55 | | | | | | | | | | | | | 55 |
| 60 | | | | | | | | | | | | | 60 |
| 65 | | | | | | | | | | | | | 65 |
| 70 | | | | | | | | | | | | | 70 |
| 75 | | | | | | | | | | | | | 75 |
| 80 | | | | | | | | | | | | | 80 |
| 85 | 59.9 | 207.9 | 176,500 | 222,200 | | | | | | | | | 85 |
| 90 | 55.5 | 204.4 | 164,500 | 207,200 | | | | | | | | | 90 |
| 95 | 50.8 | 200.4 | 153,800 | 193,900 | | | | | | | | | 95 |
| 100 | 45.7 | 195.6 | 144,300 | 182,200 | 56.8 | 201.7 | 137,900 | 175,800 | | | | | 100 |
| 105 | 40.2 | 189.8 | 135,800 | 171,600 | 52.3 | 197.9 | 129,800 | 165,600 | | | | | 105 |
| 110 | 33.8 | 182.7 | 128,100 | 162,100 | 47.3 | 193.3 | 122,500 | 156,500 | | | | | 110 |
| 115 | 26.1 | 173.2 | 121,100 | 153,500 | 42.0 | 187.9 | 115,800 | 148,200 | 53.3 | 194.0 | 110,500 | 142,900 | 115 |
| 120 | 14.4 | 158.0 | 114,500 | 145,400 | 35.9 | 181.2 | 109,800 | 140,700 | 48.5 | 189.6 | 104,800 | 135,700 | 120 |
| 125 | | | | | 28.7 | 172.7 | 104,200 | 133,700 | 43.3 | 184.4 | 99,500 | 129,100 | 125 |
| 130 | | | | | 18.8 | 160.1 | 99,000 | 127,300 | 37.4 | 178.1 | 94,700 | 123,000 | 130 |
| 135 | | | | | | | | | 30.5 | 170.1 | 90,200 | 117,300 | 135 |
| 140 | | | | | | | | | 21.5 | 158.8 | 85,900 | 112,000 | 140 |

MLC300 VPC-MAX S-1

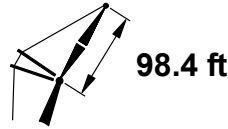
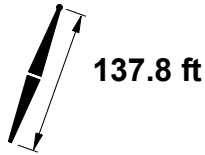
ASME B30.5



| ft | 85° | | | | 83° | | | | 80° | | | | ft |
|-----|------|-------|-----------|-----------|------|-------|-----------|-----------|------|-------|---------|---------|-----|
| | ft | ft | lb | lb | ft | lb | lb | ft | lb | lb | ft | | |
| 50 | 73.4 | 239.3 | 261,300 b | 261,300 b | | | | | | | | | 50 |
| 55 | 70.3 | 237.5 | 257,200 b | 257,200 b | | | | | | | | | 55 |
| 60 | 67.2 | 235.3 | 253,400 | 253,400 | 70.2 | 236.8 | 257,900 b | 257,900 b | | | | | 60 |
| 65 | 63.9 | 232.9 | 231,300 | 231,300 | 67.0 | 234.7 | 254,600 | 254,600 | | | | | 65 |
| 70 | 60.6 | 230.1 | 211,000 | 211,000 | 63.8 | 232.2 | 240,500 | 244,200 | 68.4 | 234.5 | 234,100 | 256,500 | 70 |
| 75 | 57.1 | 226.9 | 194,300 | 194,300 | 60.5 | 229.4 | 220,500 | 230,800 | 65.2 | 232.2 | 214,700 | 251,900 | 75 |
| 80 | 53.5 | 223.2 | 180,200 | 180,200 | 57.0 | 226.2 | 203,400 | 212,600 | 61.9 | 229.5 | 198,000 | 238,300 | 80 |
| 85 | 49.7 | 219.0 | 168,200 | 168,200 | 53.4 | 222.5 | 188,600 | 196,100 | 58.5 | 226.4 | 183,600 | 225,600 | 85 |
| 90 | 45.6 | 214.1 | 157,800 | 157,800 | 49.6 | 218.2 | 175,700 | 182,100 | 55.0 | 223.0 | 171,000 | 213,800 | 90 |
| 95 | 41.3 | 208.6 | 149,000 | 149,000 | 45.5 | 213.4 | 164,300 | 170,300 | 51.3 | 219.0 | 160,000 | 200,100 | 95 |
| 100 | 36.5 | 202.0 | 141,400 | 141,400 | 41.1 | 207.8 | 154,200 | 160,100 | 47.3 | 214.4 | 150,100 | 188,000 | 100 |
| 105 | 31.0 | 194.0 | 135,000 | 135,000 | 36.3 | 201.2 | 145,100 | 151,500 | 43.1 | 209.2 | 141,300 | 177,100 | 105 |
| 110 | 24.4 | 183.8 | 129,800 | 129,800 | 30.8 | 193.1 | 136,900 | 144,100 | 38.5 | 203.0 | 133,300 | 167,400 | 110 |
| 115 | 14.9 | 168.4 | 117,200 | 117,200 | 24.1 | 182.8 | 129,500 | 138,100 | 33.3 | 195.7 | 126,100 | 158,500 | 115 |
| 120 | | | | | 14.5 | 167.1 | 119,900 | 119,900 | 27.2 | 186.5 | 119,500 | 150,400 | 120 |
| 125 | | | | | | | | | 19.4 | 173.9 | 113,400 | 137,500 | 125 |
| 130 | | | | | | | | | | | | | 130 |
| 135 | | | | | | | | | | | | | 135 |
| 140 | | | | | | | | | | | | | 140 |
| 145 | | | | | | | | | | | | | 145 |
| 150 | | | | | | | | | | | | | 150 |
| 155 | | | | | | | | | | | | | 155 |
| 160 | | | | | | | | | | | | | 160 |

MLC300 VPC-MAX S-1

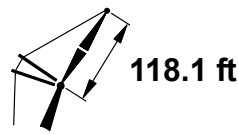
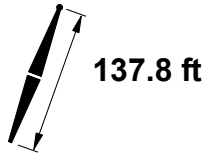
ASME B30.5



| ft | 75° | | | | 70° | | | | 65° | | | | ft |
|-----|------|-------|---------|---------|------|-------|---------|---------|------|-------|--------|---------|-----|
| | ft | ft | lb | lb | ft | ft | lb | lb | ft | ft | lb | lb | |
| 50 | | | | | | | | | | | | | 50 |
| 55 | | | | | | | | | | | | | 55 |
| 60 | | | | | | | | | | | | | 60 |
| 65 | | | | | | | | | | | | | 65 |
| 70 | | | | | | | | | | | | | 70 |
| 75 | | | | | | | | | | | | | 75 |
| 80 | | | | | | | | | | | | | 80 |
| 85 | | | | | | | | | | | | | 85 |
| 90 | 63.2 | 227.7 | 163,300 | 206,000 | | | | | | | | | 90 |
| 95 | 59.8 | 224.8 | 152,700 | 192,900 | | | | | | | | | 95 |
| 100 | 56.3 | 221.5 | 143,300 | 181,200 | | | | | | | | | 100 |
| 105 | 52.6 | 217.7 | 134,900 | 170,700 | | | | | | | | | 105 |
| 110 | 48.8 | 213.4 | 127,300 | 161,300 | 57.4 | 218.7 | 121,300 | 155,400 | | | | | 110 |
| 115 | 44.7 | 208.4 | 120,400 | 152,800 | 53.8 | 215.1 | 114,800 | 147,200 | | | | | 115 |
| 120 | 40.2 | 202.6 | 114,200 | 145,100 | 50.0 | 210.9 | 108,800 | 139,700 | | | | | 120 |
| 125 | 35.3 | 195.7 | 108,500 | 138,000 | 46.0 | 206.2 | 103,400 | 132,900 | | | | | 125 |
| 130 | 29.6 | 187.3 | 103,200 | 131,500 | 41.6 | 200.6 | 98,400 | 126,700 | 50.9 | 207.1 | 93,600 | 121,900 | 130 |
| 135 | 22.6 | 176.3 | 98,300 | 125,400 | 36.9 | 194.1 | 93,700 | 120,900 | 46.9 | 202.5 | 89,200 | 116,300 | 135 |
| 140 | 11.6 | 158.2 | 93,600 | 119,700 | 31.5 | 186.3 | 89,400 | 115,500 | 42.7 | 197.2 | 85,100 | 111,200 | 140 |
| 145 | | | | | 24.9 | 176.3 | 85,400 | 110,500 | 38.0 | 190.9 | 81,300 | 106,500 | 145 |
| 150 | | | | | 15.9 | 161.6 | 81,600 | 105,800 | 32.8 | 183.4 | 77,800 | 102,000 | 150 |
| 155 | | | | | | | | | 26.6 | 174.1 | 74,500 | 97,800 | 155 |
| 160 | | | | | | | | | 18.4 | 160.9 | 71,300 | 93,900 | 160 |

MLC300 VPC-MAX S-1

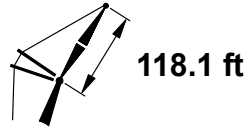
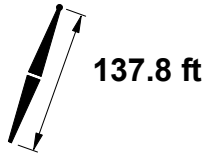
ASME B30.5



| ft | 85° | | | | 83° | | | | 80° | | | | ft |
|-----|------|-------|-----------|-----------|------|-------|---------|---------|------|-------|---------|---------|-----|
| | ft | lb | lb | lb | ft | lb | lb | lb | ft | lb | lb | lb | |
| 55 | 73.7 | 258.3 | 225,800 b | 225,800 b | | | | | | | | | 55 |
| 60 | 71.2 | 256.6 | 219,100 | 219,100 | | | | | | | | | 60 |
| 65 | 68.6 | 254.6 | 208,100 | 208,100 | 71.1 | 256.0 | 219,600 | 219,600 | | | | | 65 |
| 70 | 65.9 | 252.4 | 197,700 | 197,700 | 68.5 | 254.0 | 208,900 | 208,900 | | | | | 70 |
| 75 | 63.2 | 249.9 | 187,900 | 187,900 | 65.8 | 251.7 | 198,700 | 198,700 | | | | | 75 |
| 80 | 60.4 | 247.0 | 178,800 | 178,800 | 63.1 | 249.2 | 189,000 | 189,000 | 67.0 | 251.6 | 197,300 | 203,800 | 80 |
| 85 | 57.5 | 243.8 | 170,100 | 170,100 | 60.3 | 246.3 | 179,900 | 179,900 | 64.3 | 249.2 | 182,900 | 194,300 | 85 |
| 90 | 54.5 | 240.3 | 159,000 | 159,000 | 57.4 | 243.2 | 171,400 | 171,400 | 61.5 | 246.4 | 170,400 | 185,200 | 90 |
| 95 | 51.4 | 236.3 | 149,300 | 149,300 | 54.4 | 239.6 | 163,400 | 163,400 | 58.7 | 243.4 | 159,300 | 176,500 | 95 |
| 100 | 48.2 | 231.9 | 140,900 | 140,900 | 51.3 | 235.6 | 153,700 | 156,000 | 55.8 | 240.0 | 149,500 | 168,300 | 100 |
| 105 | 44.8 | 226.9 | 133,600 | 133,600 | 48.1 | 231.2 | 144,700 | 148,700 | 52.7 | 236.2 | 140,700 | 160,700 | 105 |
| 110 | 41.1 | 221.3 | 127,200 | 127,200 | 44.7 | 226.2 | 136,600 | 141,700 | 49.5 | 232.0 | 132,800 | 153,300 | 110 |
| 115 | 37.2 | 214.8 | 121,500 | 121,500 | 41.0 | 220.5 | 129,300 | 135,100 | 46.2 | 227.3 | 125,700 | 146,100 | 115 |
| 120 | 32.8 | 207.3 | 116,600 | 116,600 | 37.0 | 214.0 | 122,600 | 128,800 | 42.6 | 221.9 | 119,200 | 139,100 | 120 |
| 125 | 27.8 | 198.3 | 112,500 | 112,500 | 32.6 | 206.5 | 116,500 | 123,000 | 38.8 | 215.8 | 113,300 | 132,600 | 125 |
| 130 | 21.6 | 186.7 | 109,200 | 109,200 | 27.6 | 197.3 | 110,800 | 117,600 | 34.6 | 208.8 | 107,800 | 126,500 | 130 |
| 135 | 12.7 | 169.0 | 92,600 | 92,600 | 21.4 | 185.6 | 105,600 | 112,500 | 29.9 | 200.4 | 102,800 | 120,800 | 135 |
| 140 | | | | | 12.3 | 167.6 | 94,900 | 94,900 | 24.3 | 190.0 | 98,100 | 115,500 | 140 |
| 145 | | | | | | | | | 17.0 | 175.7 | 93,700 | 108,400 | 145 |
| 150 | | | | | | | | | | | | | 150 |
| 155 | | | | | | | | | | | | | 155 |
| 160 | | | | | | | | | | | | | 160 |
| 165 | | | | | | | | | | | | | 165 |
| 170 | | | | | | | | | | | | | 170 |
| 175 | | | | | | | | | | | | | 175 |
| 180 | | | | | | | | | | | | | 180 |

MLC300 VPC-MAX S-1

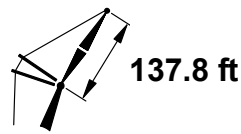
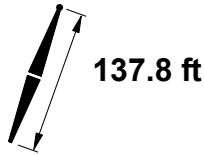
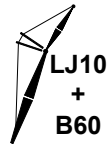
ASME B30.5



| ft | 75° | | | | 70° | | | | 65° | | | | ft |
|-----|------|-------|---------|---------|------|-------|---------|---------|------|-------|--------|---------|-----|
| | ft | ft | lb | lb | ft | ft | lb | lb | ft | ft | lb | lb | |
| 55 | | | | | | | | | | | | | 55 |
| 60 | | | | | | | | | | | | | 60 |
| 65 | | | | | | | | | | | | | 65 |
| 70 | | | | | | | | | | | | | 70 |
| 75 | | | | | | | | | | | | | 75 |
| 80 | | | | | | | | | | | | | 80 |
| 85 | | | | | | | | | | | | | 85 |
| 90 | | | | | | | | | | | | | 90 |
| 95 | | | | | | | | | | | | | 95 |
| 100 | 62.5 | 244.7 | 142,500 | 180,400 | | | | | | | | | 100 |
| 105 | 59.7 | 241.8 | 134,100 | 170,000 | | | | | | | | | 105 |
| 110 | 56.8 | 238.5 | 126,600 | 160,600 | | | | | | | | | 110 |
| 115 | 53.8 | 234.9 | 119,700 | 152,100 | | | | | | | | | 115 |
| 120 | 50.7 | 230.8 | 113,500 | 144,500 | 57.7 | 235.7 | 108,000 | 138,900 | | | | | 120 |
| 125 | 47.4 | 226.2 | 107,900 | 137,400 | 54.8 | 232.2 | 102,600 | 132,100 | | | | | 125 |
| 130 | 44.0 | 221.1 | 102,700 | 131,000 | 51.7 | 228.3 | 97,600 | 125,900 | | | | | 130 |
| 135 | 40.2 | 215.3 | 97,900 | 125,100 | 48.5 | 223.9 | 93,100 | 120,200 | | | | | 135 |
| 140 | 36.2 | 208.7 | 93,500 | 119,600 | 45.1 | 218.9 | 88,800 | 114,900 | 52.4 | 224.4 | 84,300 | 110,400 | 140 |
| 145 | 31.7 | 200.8 | 89,300 | 114,500 | 41.4 | 213.4 | 84,900 | 110,000 | 49.2 | 220.1 | 80,600 | 105,700 | 145 |
| 150 | 26.5 | 191.3 | 85,500 | 109,700 | 37.5 | 207.0 | 81,300 | 105,500 | 45.9 | 215.3 | 77,100 | 101,300 | 150 |
| 155 | 20.0 | 178.8 | 81,900 | 105,200 | 33.1 | 199.6 | 77,900 | 101,200 | 42.3 | 209.9 | 73,900 | 97,200 | 155 |
| 160 | 9.4 | 157.7 | 78,300 | 100,900 | 28.2 | 190.6 | 74,700 | 97,300 | 38.4 | 203.7 | 70,800 | 93,400 | 160 |
| 165 | | | | | 22.2 | 179.3 | 71,600 | 93,500 | 34.2 | 196.6 | 68,000 | 89,800 | 165 |
| 170 | | | | | 13.7 | 162.5 | 68,700 | 89,900 | 29.4 | 188.1 | 65,300 | 86,500 | 170 |
| 175 | | | | | | | | | 23.7 | 177.4 | 62,800 | 83,300 | 175 |
| 180 | | | | | | | | | 16.1 | 162.5 | 60,300 | 80,200 | 180 |

MLC300 VPC-MAX S-1

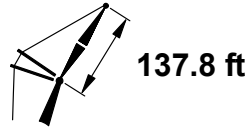
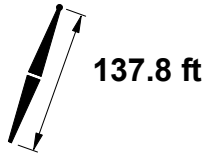
ASME B30.5



| ft | 85° | | | | 83° | | | | 80° | | | | ft |
|-----|------|-------|---------|---------|------|-------|---------|---------|------|-------|---------|---------|-----|
| | ft | lb | lb | lb | ft | lb | lb | lb | ft | lb | lb | lb | |
| 60 | 73.9 | 277.4 | 195,300 | 195,300 | | | | | | | | | 60 |
| 65 | 71.8 | 275.7 | 186,800 | 186,800 | | | | | | | | | 65 |
| 70 | 69.5 | 273.9 | 178,500 | 178,500 | 71.7 | 275.1 | 187,100 | 187,100 | | | | | 70 |
| 75 | 67.3 | 271.8 | 170,600 | 170,600 | 69.5 | 273.2 | 179,100 | 179,100 | | | | | 75 |
| 80 | 65.0 | 269.4 | 163,000 | 163,000 | 67.2 | 271.1 | 171,300 | 171,300 | | | | | 80 |
| 85 | 62.6 | 266.8 | 154,500 | 154,500 | 64.9 | 268.8 | 163,700 | 163,700 | 68.2 | 270.9 | 175,000 | 175,000 | 85 |
| 90 | 60.3 | 264.0 | 146,500 | 146,500 | 62.6 | 266.2 | 155,200 | 155,200 | 65.9 | 268.6 | 167,800 | 167,800 | 90 |
| 95 | 57.8 | 260.8 | 139,100 | 139,100 | 60.2 | 263.3 | 147,200 | 147,200 | 63.6 | 266.1 | 158,200 | 159,600 | 95 |
| 100 | 55.3 | 257.4 | 132,200 | 132,200 | 57.7 | 260.1 | 139,800 | 139,800 | 61.2 | 263.4 | 148,400 | 151,600 | 100 |
| 105 | 52.7 | 253.6 | 125,700 | 125,700 | 55.2 | 256.7 | 132,800 | 132,800 | 58.8 | 260.4 | 139,700 | 144,000 | 105 |
| 110 | 50.0 | 249.4 | 119,700 | 119,700 | 52.6 | 252.9 | 126,400 | 126,400 | 56.3 | 257.1 | 131,800 | 136,900 | 110 |
| 115 | 47.1 | 244.8 | 114,000 | 114,000 | 49.9 | 248.7 | 120,300 | 120,300 | 53.7 | 253.4 | 124,700 | 130,200 | 115 |
| 120 | 44.2 | 239.7 | 108,600 | 108,600 | 47.0 | 244.1 | 114,500 | 114,500 | 51.1 | 249.4 | 118,200 | 123,900 | 120 |
| 125 | 41.0 | 234.0 | 103,500 | 103,500 | 44.1 | 238.9 | 109,100 | 109,100 | 48.3 | 245.0 | 112,300 | 117,900 | 125 |
| 130 | 37.7 | 227.7 | 98,800 | 98,800 | 40.9 | 233.3 | 104,000 | 104,000 | 45.4 | 240.1 | 106,900 | 112,300 | 130 |
| 135 | 34.0 | 220.4 | 94,300 | 94,300 | 37.5 | 226.9 | 99,200 | 99,200 | 42.3 | 234.6 | 102,000 | 106,900 | 135 |
| 140 | 29.9 | 212.0 | 90,200 | 90,200 | 33.9 | 219.6 | 94,700 | 94,700 | 39.0 | 228.6 | 97,400 | 102,000 | 140 |
| 145 | 25.3 | 202.0 | 86,300 | 86,300 | 29.8 | 211.2 | 90,500 | 90,500 | 35.5 | 221.7 | 93,100 | 97,400 | 145 |
| 150 | 19.5 | 189.1 | 82,800 | 82,800 | 25.1 | 201.0 | 86,600 | 86,600 | 31.6 | 213.8 | 89,100 | 93,000 | 150 |
| 155 | 10.9 | 169.1 | 74,500 | 74,500 | 19.3 | 188.0 | 83,000 | 83,000 | 27.2 | 204.5 | 85,400 | 88,900 | 155 |
| 160 | | | | | 10.5 | 167.5 | 76,400 | 76,400 | 22.0 | 193.0 | 81,900 | 85,200 | 160 |
| 165 | | | | | | | | | 15.1 | 177.0 | 78,500 | 81,700 | 165 |
| 170 | | | | | | | | | | | | | 170 |
| 175 | | | | | | | | | | | | | 175 |
| 180 | | | | | | | | | | | | | 180 |
| 185 | | | | | | | | | | | | | 185 |
| 190 | | | | | | | | | | | | | 190 |
| 195 | | | | | | | | | | | | | 195 |
| 200 | | | | | | | | | | | | | 200 |

MLC300 VPC-MAX S-1

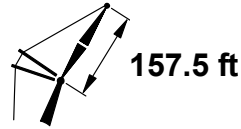
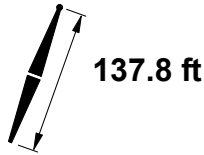
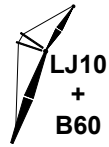
ASME B30.5



| ft | 75° | | | | 70° | | | | 65° | | | | ft |
|-----|-----|----|----|----|-----|----|----|----|-----|----|----|----|-----|
| | ft | ft | lb | lb | ft | ft | lb | lb | ft | ft | lb | lb | |
| 60 | | | | | | | | | | | | | 60 |
| 65 | | | | | | | | | | | | | 65 |
| 70 | | | | | | | | | | | | | 70 |
| 75 | | | | | | | | | | | | | 75 |
| 80 | | | | | | | | | | | | | 80 |
| 85 | | | | | | | | | | | | | 85 |
| 90 | | | | | | | | | | | | | 90 |
| 95 | | | | | | | | | | | | | 95 |
| 100 | | | | | | | | | | | | | 100 |
| 105 | | | | | | | | | | | | | 105 |
| 110 | | | | | | | | | | | | | 110 |
| 115 | | | | | | | | | | | | | 115 |
| 120 | | | | | | | | | | | | | 120 |
| 125 | | | | | | | | | | | | | 125 |
| 130 | | | | | | | | | | | | | 130 |
| 135 | | | | | | | | | | | | | 135 |
| 140 | | | | | | | | | | | | | 140 |
| 145 | | | | | | | | | | | | | 145 |
| 150 | | | | | | | | | | | | | 150 |
| 155 | | | | | | | | | | | | | 155 |
| 160 | | | | | | | | | | | | | 160 |
| 165 | | | | | | | | | | | | | 165 |
| 170 | | | | | | | | | | | | | 170 |
| 175 | | | | | | | | | | | | | 175 |
| 180 | | | | | | | | | | | | | 180 |
| 185 | | | | | | | | | | | | | 185 |
| 190 | | | | | | | | | | | | | 190 |
| 195 | | | | | | | | | | | | | 195 |
| 200 | | | | | | | | | | | | | 200 |

MLC300 VPC-MAX S-1


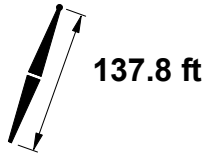
ASME B30.5



| ft | 85° | | | | 83° | | | | 80° | | | | ft |
|-----|------|-------|---------|---------|------|-------|---------|---------|------|-------|---------|---------|-----|
| | ft | lb | lb | lb | ft | lb | lb | lb | ft | lb | lb | lb | |
| 70 | 72.2 | 294.8 | 154,200 | 154,200 | | | | | | | | | 70 |
| 75 | 70.3 | 293.0 | 147,800 | 147,800 | | | | | | | | | 75 |
| 80 | 68.3 | 291.0 | 141,800 | 141,800 | 70.2 | 292.4 | 148,200 | 148,200 | | | | | 80 |
| 85 | 66.3 | 288.8 | 136,100 | 136,100 | 68.2 | 290.4 | 142,400 | 142,400 | | | | | 85 |
| 90 | 64.3 | 286.4 | 130,300 | 130,300 | 66.3 | 288.2 | 136,700 | 136,700 | | | | | 90 |
| 95 | 62.3 | 283.8 | 124,500 | 124,500 | 64.2 | 285.8 | 130,900 | 130,900 | 67.1 | 288.0 | 139,600 | 139,600 | 95 |
| 100 | 60.2 | 280.9 | 118,800 | 118,800 | 62.2 | 283.1 | 125,200 | 125,200 | 65.1 | 285.7 | 134,100 | 134,100 | 100 |
| 105 | 58.0 | 277.8 | 113,300 | 113,300 | 60.1 | 280.2 | 119,500 | 119,500 | 63.1 | 283.1 | 128,500 | 128,500 | 105 |
| 110 | 55.8 | 274.4 | 108,100 | 108,100 | 57.9 | 277.1 | 114,000 | 114,000 | 61.0 | 280.4 | 122,900 | 122,900 | 110 |
| 115 | 53.6 | 270.7 | 103,000 | 103,000 | 55.7 | 273.7 | 108,700 | 108,700 | 58.9 | 277.3 | 117,300 | 117,300 | 115 |
| 120 | 51.2 | 266.7 | 98,200 | 98,200 | 53.5 | 270.0 | 103,700 | 103,700 | 56.7 | 274.1 | 112,000 | 112,000 | 120 |
| 125 | 48.8 | 262.4 | 93,500 | 93,500 | 51.1 | 266.0 | 98,800 | 98,800 | 54.5 | 270.5 | 106,800 | 106,800 | 125 |
| 130 | 46.3 | 257.7 | 89,200 | 89,200 | 48.7 | 261.7 | 94,100 | 94,100 | 52.2 | 266.6 | 101,800 | 101,800 | 130 |
| 135 | 43.7 | 252.5 | 84,900 | 84,900 | 46.2 | 256.9 | 89,700 | 89,700 | 49.8 | 262.4 | 97,000 | 97,000 | 135 |
| 140 | 40.9 | 246.8 | 81,000 | 81,000 | 43.6 | 251.7 | 85,400 | 85,400 | 47.3 | 257.9 | 92,400 | 92,400 | 140 |
| 145 | 38.0 | 240.5 | 77,300 | 77,300 | 40.8 | 246.0 | 81,500 | 81,500 | 44.8 | 252.9 | 88,100 | 88,100 | 145 |
| 150 | 34.9 | 233.4 | 73,700 | 73,700 | 37.9 | 239.7 | 77,700 | 77,700 | 42.1 | 247.4 | 84,000 | 84,000 | 150 |
| 155 | 31.4 | 225.5 | 70,400 | 70,400 | 34.8 | 232.6 | 74,200 | 74,200 | 39.2 | 241.3 | 80,100 | 80,100 | 155 |
| 160 | 27.6 | 216.3 | 67,200 | 67,200 | 31.3 | 224.6 | 70,800 | 70,800 | 36.2 | 234.6 | 76,400 | 76,400 | 160 |
| 165 | 23.2 | 205.3 | 64,100 | 64,100 | 27.5 | 215.4 | 67,500 | 67,500 | 32.9 | 227.1 | 72,900 | 72,900 | 165 |
| 170 | 17.8 | 191.1 | 61,300 | 61,300 | 23.1 | 204.3 | 64,500 | 64,500 | 29.2 | 218.4 | 69,600 | 69,600 | 170 |
| 175 | 9.4 | 168.7 | 58,700 | 58,700 | 17.6 | 190.0 | 61,700 | 61,700 | 25.1 | 208.2 | 66,500 | 66,500 | 175 |
| 180 | | | | | 9.0 | 166.9 | 59,000 | 59,000 | 20.2 | 195.6 | 63,500 | 63,500 | 180 |
| 185 | | | | | | | | | 13.5 | 177.9 | 60,800 | 60,800 | 185 |
| 190 | | | | | | | | | | | | | 190 |
| 195 | | | | | | | | | | | | | 195 |
| 200 | | | | | | | | | | | | | 200 |
| 205 | | | | | | | | | | | | | 205 |
| 210 | | | | | | | | | | | | | 210 |
| 215 | | | | | | | | | | | | | 215 |
| 220 | | | | | | | | | | | | | 220 |

MLC300 VPC-MAX S-1


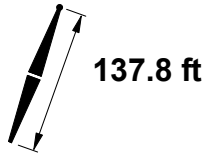
ASME B30.5



| ft | 75° | | | | 70° | | | | 65° | | | | ft |
|-----|------|-------|---------|---------|------|-------|--------|---------|------|-------|--------|--------|-----|
| | ft | ft | lb | lb | ft | ft | lb | lb | ft | ft | lb | lb | |
| 70 | | | | | | | | | | | | | 70 |
| 75 | | | | | | | | | | | | | 75 |
| 80 | | | | | | | | | | | | | 80 |
| 85 | | | | | | | | | | | | | 85 |
| 90 | | | | | | | | | | | | | 90 |
| 95 | | | | | | | | | | | | | 95 |
| 100 | | | | | | | | | | | | | 100 |
| 105 | | | | | | | | | | | | | 105 |
| 110 | | | | | | | | | | | | | 110 |
| 115 | 63.8 | 281.3 | 117,200 | 130,000 | | | | | | | | | 115 |
| 120 | 61.8 | 278.6 | 111,000 | 124,900 | | | | | | | | | 120 |
| 125 | 59.7 | 275.7 | 105,400 | 119,700 | | | | | | | | | 125 |
| 130 | 57.5 | 272.5 | 100,300 | 114,500 | | | | | | | | | 130 |
| 135 | 55.3 | 269.0 | 95,500 | 109,400 | | | | | | | | | 135 |
| 140 | 53.0 | 265.3 | 91,200 | 104,500 | 58.2 | 269.7 | 86,200 | 112,300 | | | | | 140 |
| 145 | 50.7 | 261.2 | 87,100 | 99,700 | 56.0 | 266.3 | 82,300 | 107,500 | | | | | 145 |
| 150 | 48.3 | 256.8 | 83,400 | 95,100 | 53.7 | 262.6 | 78,800 | 103,000 | | | | | 150 |
| 155 | 45.7 | 251.9 | 79,900 | 90,600 | 51.4 | 258.7 | 75,400 | 98,800 | | | | | 155 |
| 160 | 43.1 | 246.6 | 76,600 | 86,500 | 49.0 | 254.4 | 72,300 | 94,900 | | | | | 160 |
| 165 | 40.3 | 240.8 | 73,500 | 82,500 | 46.5 | 249.6 | 69,400 | 91,300 | 52.0 | 254.8 | 65,400 | 87,200 | 165 |
| 170 | 37.3 | 234.4 | 70,600 | 78,800 | 43.9 | 244.5 | 66,700 | 87,800 | 49.6 | 250.6 | 62,700 | 84,000 | 170 |
| 175 | 34.1 | 227.1 | 67,900 | 75,200 | 41.2 | 238.8 | 64,100 | 84,400 | 47.1 | 246.0 | 60,200 | 80,900 | 175 |
| 180 | 30.6 | 218.9 | 65,400 | 71,800 | 38.2 | 232.6 | 61,700 | 80,700 | 44.5 | 240.9 | 57,800 | 77,900 | 180 |
| 185 | 26.7 | 209.4 | 62,900 | 68,600 | 35.1 | 225.6 | 59,400 | 77,100 | 41.8 | 235.4 | 55,600 | 75,200 | 185 |
| 190 | 22.1 | 197.8 | 60,600 | 65,600 | 31.7 | 217.7 | 57,200 | 73,600 | 38.9 | 229.3 | 53,400 | 72,600 | 190 |
| 195 | 16.3 | 182.5 | 58,400 | 62,700 | 27.9 | 208.7 | 55,100 | 70,400 | 35.9 | 222.5 | 51,400 | 70,100 | 195 |
| 200 | 5.7 | 154.1 | 56,100 | 60,100 | 23.6 | 197.8 | 53,100 | 67,400 | 32.5 | 214.9 | 49,400 | 67,800 | 200 |
| 205 | | | | | 18.3 | 184.0 | 51,200 | 64,400 | 28.9 | 206.1 | 47,600 | 65,500 | 205 |
| 210 | | | | | 10.3 | 162.8 | 49,300 | 61,800 | 24.7 | 195.7 | 45,800 | 63,400 | 210 |
| 215 | | | | | | | | | 19.6 | 182.8 | 44,000 | 61,300 | 215 |
| 220 | | | | | | | | | 12.6 | 164.2 | 42,300 | 59,300 | 220 |

MLC300 VPC-MAX S-1


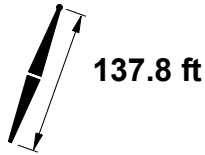
ASME B30.5



| ft | 85° | | | | 83° | | | | 80° | | | | ft |
|-----|------|-------|---------|---------|------|-------|---------|---------|------|-------|---------|---------|-----|
| | ft | lb | lb | lb | ft | lb | lb | lb | ft | lb | lb | lb | |
| 75 | 72.6 | 313.9 | 137,300 | 137,300 | | | | | | | | | 75 |
| 80 | 70.8 | 312.2 | 131,900 | 131,900 | | | | | | | | | 80 |
| 85 | 69.1 | 310.2 | 126,600 | 126,600 | 70.8 | 311.5 | 132,100 | 132,100 | | | | | 85 |
| 90 | 67.4 | 308.2 | 121,400 | 121,400 | 69.0 | 309.6 | 127,000 | 127,000 | | | | | 90 |
| 95 | 65.6 | 305.9 | 116,400 | 116,400 | 67.3 | 307.5 | 121,900 | 121,900 | | | | | 95 |
| 100 | 63.8 | 303.4 | 111,600 | 111,600 | 65.5 | 305.2 | 117,000 | 117,000 | 68.1 | 307.3 | 124,200 | 124,200 | 100 |
| 105 | 61.9 | 300.8 | 106,900 | 106,900 | 63.7 | 302.8 | 112,200 | 112,200 | 66.3 | 305.1 | 119,500 | 119,500 | 105 |
| 110 | 60.1 | 297.9 | 102,500 | 102,500 | 61.9 | 300.1 | 107,600 | 107,600 | 64.5 | 302.7 | 114,900 | 114,900 | 110 |
| 115 | 58.2 | 294.8 | 98,000 | 98,000 | 60.0 | 297.2 | 103,100 | 103,100 | 62.7 | 300.1 | 110,300 | 110,300 | 115 |
| 120 | 56.2 | 291.4 | 93,800 | 93,800 | 58.1 | 294.1 | 98,700 | 98,700 | 60.8 | 297.3 | 105,800 | 105,800 | 120 |
| 125 | 54.2 | 287.9 | 89,700 | 89,700 | 56.2 | 290.7 | 94,400 | 94,400 | 59.0 | 294.3 | 101,400 | 101,400 | 125 |
| 130 | 52.2 | 284.0 | 85,800 | 85,800 | 54.2 | 287.1 | 90,300 | 90,300 | 57.0 | 291.1 | 97,200 | 97,200 | 130 |
| 135 | 50.1 | 279.8 | 82,000 | 82,000 | 52.1 | 283.3 | 86,400 | 86,400 | 55.1 | 287.6 | 93,000 | 93,000 | 135 |
| 140 | 47.9 | 275.3 | 78,400 | 78,400 | 50.0 | 279.1 | 82,500 | 82,500 | 53.0 | 283.8 | 88,900 | 88,900 | 140 |
| 145 | 45.7 | 270.5 | 74,900 | 74,900 | 47.8 | 274.6 | 78,900 | 78,900 | 51.0 | 279.8 | 85,000 | 85,000 | 145 |
| 150 | 43.3 | 265.2 | 71,500 | 71,500 | 45.6 | 269.7 | 75,400 | 75,400 | 48.8 | 275.4 | 81,300 | 81,300 | 150 |
| 155 | 40.9 | 259.5 | 68,300 | 68,300 | 43.2 | 264.5 | 72,000 | 72,000 | 46.6 | 270.7 | 77,600 | 77,600 | 155 |
| 160 | 38.3 | 253.3 | 65,300 | 65,300 | 40.8 | 258.7 | 68,800 | 68,800 | 44.3 | 265.7 | 74,200 | 74,200 | 160 |
| 165 | 35.5 | 246.4 | 62,400 | 62,400 | 38.2 | 252.5 | 65,700 | 65,700 | 41.9 | 260.1 | 70,900 | 70,900 | 165 |
| 170 | 32.6 | 238.7 | 59,600 | 59,600 | 35.4 | 245.6 | 62,800 | 62,800 | 39.3 | 254.1 | 67,800 | 67,800 | 170 |
| 175 | 29.3 | 230.1 | 57,000 | 57,000 | 32.5 | 237.9 | 60,000 | 60,000 | 36.7 | 247.5 | 64,700 | 64,700 | 175 |
| 180 | 25.7 | 220.1 | 54,500 | 54,500 | 29.2 | 229.2 | 57,300 | 57,300 | 33.8 | 240.2 | 61,900 | 61,900 | 180 |
| 185 | 21.5 | 208.2 | 52,000 | 52,000 | 25.6 | 219.2 | 54,800 | 54,800 | 30.7 | 232.0 | 59,100 | 59,100 | 185 |
| 190 | 16.3 | 192.8 | 49,800 | 49,800 | 21.4 | 207.1 | 52,400 | 52,400 | 27.2 | 222.6 | 56,500 | 56,500 | 190 |
| 195 | 8.0 | 167.7 | 47,800 | 47,800 | 16.1 | 191.6 | 50,200 | 50,200 | 23.3 | 211.5 | 54,000 | 54,000 | 195 |
| 200 | | | | | 7.6 | 165.7 | 48,100 | 48,100 | 18.6 | 197.8 | 51,700 | 51,700 | 200 |
| 205 | | | | | | | | | 12.1 | 178.5 | 49,500 | 49,500 | 205 |
| 210 | | | | | | | | | | | | | 210 |
| 215 | | | | | | | | | | | | | 215 |
| 220 | | | | | | | | | | | | | 220 |
| 225 | | | | | | | | | | | | | 225 |
| 230 | | | | | | | | | | | | | 230 |
| 235 | | | | | | | | | | | | | 235 |
| 240 | | | | | | | | | | | | | 240 |

MLC300 VPC-MAX S-1

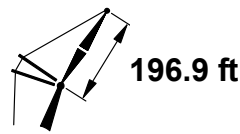
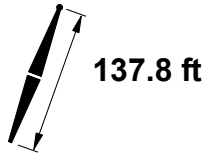
ASME B30.5



| ft | 75° | | | | 70° | | | | 65° | | | | ft |
|-----|------|-------|---------|---------|------|-------|--------|--------|------|-------|--------|--------|-----|
| | ft | lb | lb | lb | ft | lb | lb | lb | ft | lb | lb | lb | |
| 75 | | | | | | | | | | | | | 75 |
| 80 | | | | | | | | | | | | | 80 |
| 85 | | | | | | | | | | | | | 85 |
| 90 | | | | | | | | | | | | | 90 |
| 95 | | | | | | | | | | | | | 95 |
| 100 | | | | | | | | | | | | | 100 |
| 105 | | | | | | | | | | | | | 105 |
| 110 | | | | | | | | | | | | | 110 |
| 115 | | | | | | | | | | | | | 115 |
| 120 | | | | | | | | | | | | | 120 |
| 125 | 63.4 | 298.3 | 104,100 | 111,300 | | | | | | | | | 125 |
| 130 | 61.5 | 295.5 | 99,000 | 107,300 | | | | | | | | | 130 |
| 135 | 59.6 | 292.6 | 94,300 | 103,200 | | | | | | | | | 135 |
| 140 | 57.7 | 289.5 | 89,900 | 99,100 | | | | | | | | | 140 |
| 145 | 55.8 | 286.1 | 85,900 | 95,100 | | | | | | | | | 145 |
| 150 | 53.8 | 282.4 | 82,200 | 91,100 | 58.3 | 286.6 | 77,500 | 99,400 | | | | | 150 |
| 155 | 51.7 | 278.5 | 78,700 | 87,200 | 56.4 | 283.3 | 74,100 | 95,800 | | | | | 155 |
| 160 | 49.6 | 274.3 | 75,400 | 83,500 | 54.4 | 279.8 | 71,100 | 92,100 | | | | | 160 |
| 165 | 47.4 | 269.7 | 72,400 | 79,800 | 52.4 | 275.9 | 68,200 | 88,400 | | | | | 165 |
| 170 | 45.1 | 264.8 | 69,500 | 76,300 | 50.3 | 271.8 | 65,400 | 84,800 | | | | | 170 |
| 175 | 42.8 | 259.4 | 66,900 | 73,000 | 48.1 | 267.3 | 62,900 | 81,300 | 52.8 | 272.0 | 58,400 | 79,500 | 175 |
| 180 | 40.3 | 253.6 | 64,300 | 69,800 | 45.8 | 262.5 | 60,500 | 77,900 | 50.8 | 267.9 | 56,000 | 76,600 | 180 |
| 185 | 37.7 | 247.2 | 61,900 | 66,700 | 43.5 | 257.3 | 58,200 | 74,500 | 48.6 | 263.6 | 53,800 | 73,900 | 185 |
| 190 | 34.9 | 240.1 | 59,700 | 63,800 | 41.1 | 251.6 | 56,100 | 71,300 | 46.4 | 258.8 | 51,700 | 71,300 | 190 |
| 195 | 31.9 | 232.3 | 57,500 | 61,000 | 38.5 | 245.4 | 54,000 | 68,300 | 44.1 | 253.7 | 49,700 | 68,900 | 195 |
| 200 | 28.6 | 223.4 | 55,500 | 58,300 | 35.7 | 238.6 | 52,100 | 65,400 | 41.6 | 248.1 | 47,800 | 66,600 | 200 |
| 205 | 24.8 | 213.0 | 53,500 | 55,800 | 32.8 | 231.0 | 50,100 | 62,500 | 39.1 | 242.1 | 46,000 | 64,400 | 205 |
| 210 | 20.5 | 200.5 | 51,700 | 53,400 | 29.6 | 222.4 | 48,300 | 59,800 | 36.4 | 235.4 | 44,200 | 62,300 | 210 |
| 215 | 14.8 | 183.8 | 49,800 | 51,100 | 26.0 | 212.5 | 46,500 | 57,200 | 33.5 | 228.0 | 42,600 | 60,300 | 215 |
| 220 | 3.7 | 149.8 | 48,000 | 49,100 | 21.9 | 200.8 | 44,800 | 54,800 | 30.4 | 219.7 | 41,000 | 58,400 | 220 |
| 225 | | | | | 16.8 | 185.8 | 43,100 | 52,500 | 26.9 | 210.2 | 39,500 | 56,500 | 225 |
| 230 | | | | | 9.0 | 162.2 | 41,400 | 50,400 | 22.9 | 198.9 | 38,000 | 54,800 | 230 |
| 235 | | | | | | | | | 18.1 | 184.9 | 36,500 | 53,100 | 235 |
| 240 | | | | | | | | | 11.3 | 164.5 | 35,100 | 51,400 | 240 |

MLC300 VPC-MAX S-1

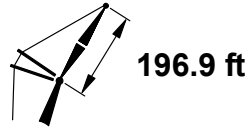
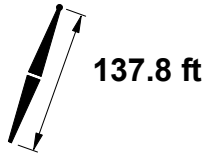
ASME B30.5



| ft | 85° | | | | 83° | | | | 80° | | | | ft |
|-----|------|-------|---------|---------|------|-------|---------|---------|------|-------|---------|---------|-----|
| | ft | lb | lb | lb | ft | lb | lb | lb | ft | lb | lb | lb | |
| 80 | 72.8 | 333.0 | 124,800 | 124,800 | | | | | | | | | 80 |
| 85 | 71.3 | 331.3 | 122,800 | 122,800 | | | | | | | | | 85 |
| 90 | 69.7 | 329.4 | 120,800 | 120,800 | 71.2 | 330.6 | 122,900 | 122,900 | | | | | 90 |
| 95 | 68.2 | 327.4 | 118,000 | 118,000 | 69.7 | 328.8 | 121,100 | 121,100 | | | | | 95 |
| 100 | 66.6 | 325.3 | 115,100 | 115,100 | 68.1 | 326.8 | 118,600 | 118,600 | | | | | 100 |
| 105 | 65.0 | 322.9 | 112,100 | 112,100 | 66.5 | 324.6 | 115,800 | 115,800 | 68.8 | 326.5 | 119,500 | 119,500 | 105 |
| 110 | 63.4 | 320.4 | 109,200 | 109,200 | 64.9 | 322.3 | 113,000 | 113,000 | 67.2 | 324.4 | 117,000 | 117,000 | 110 |
| 115 | 61.7 | 317.7 | 106,300 | 106,300 | 63.3 | 319.7 | 110,100 | 110,100 | 65.6 | 322.1 | 114,500 | 114,500 | 115 |
| 120 | 60.0 | 314.8 | 103,400 | 103,400 | 61.6 | 317.0 | 107,300 | 107,300 | 64.0 | 319.7 | 111,900 | 111,900 | 120 |
| 125 | 58.3 | 311.7 | 100,500 | 100,500 | 60.0 | 314.2 | 104,500 | 104,500 | 62.4 | 317.1 | 109,200 | 109,400 | 125 |
| 130 | 56.6 | 308.5 | 97,700 | 97,700 | 58.3 | 311.1 | 101,700 | 101,700 | 60.7 | 314.3 | 103,800 | 106,700 | 130 |
| 135 | 54.8 | 304.9 | 95,000 | 95,000 | 56.5 | 307.8 | 99,000 | 99,000 | 59.0 | 311.3 | 98,900 | 104,100 | 135 |
| 140 | 53.0 | 301.2 | 92,300 | 92,300 | 54.7 | 304.2 | 96,200 | 96,200 | 57.3 | 308.1 | 94,300 | 101,400 | 140 |
| 145 | 51.1 | 297.2 | 89,700 | 89,700 | 52.9 | 300.5 | 93,200 | 93,500 | 55.5 | 304.6 | 90,100 | 98,800 | 145 |
| 150 | 49.2 | 292.9 | 87,100 | 87,100 | 51.0 | 296.4 | 89,200 | 91,000 | 53.7 | 301.0 | 86,200 | 96,200 | 150 |
| 155 | 47.2 | 288.3 | 84,600 | 84,600 | 49.1 | 292.1 | 85,400 | 88,300 | 51.9 | 297.1 | 82,600 | 93,600 | 155 |
| 160 | 45.2 | 283.3 | 82,100 | 82,100 | 47.1 | 287.5 | 81,900 | 85,800 | 50.0 | 292.9 | 79,200 | 91,000 | 160 |
| 165 | 43.0 | 278.0 | 79,600 | 79,600 | 45.1 | 282.6 | 78,600 | 83,300 | 48.0 | 288.4 | 76,000 | 88,500 | 165 |
| 170 | 40.8 | 272.3 | 77,100 | 77,100 | 43.0 | 277.2 | 75,600 | 80,700 | 46.0 | 283.6 | 73,000 | 86,000 | 170 |
| 175 | 38.5 | 266.1 | 74,300 | 74,600 | 40.7 | 271.5 | 72,700 | 78,100 | 43.9 | 278.4 | 70,200 | 83,400 | 175 |
| 180 | 36.0 | 259.3 | 71,500 | 71,500 | 38.4 | 265.3 | 70,000 | 74,800 | 41.7 | 272.9 | 67,500 | 79,800 | 180 |
| 185 | 33.4 | 251.9 | 68,500 | 68,500 | 36.0 | 258.5 | 67,400 | 71,600 | 39.5 | 266.9 | 65,000 | 76,400 | 185 |
| 190 | 30.6 | 243.6 | 65,700 | 65,700 | 33.3 | 251.0 | 65,000 | 68,700 | 37.1 | 260.3 | 62,700 | 73,200 | 190 |
| 195 | 27.6 | 234.3 | 62,900 | 62,900 | 30.5 | 242.7 | 62,600 | 65,800 | 34.5 | 253.2 | 60,400 | 70,200 | 195 |
| 200 | 24.1 | 223.6 | 60,200 | 60,200 | 27.4 | 233.4 | 60,400 | 63,200 | 31.8 | 245.3 | 58,300 | 67,300 | 200 |
| 205 | 20.1 | 210.8 | 55,600 | 55,600 | 24.0 | 222.6 | 58,400 | 60,600 | 28.8 | 236.4 | 56,300 | 64,500 | 205 |
| 210 | 15.1 | 194.1 | 48,900 | 48,900 | 20.0 | 209.7 | 56,400 | 57,400 | 25.6 | 226.4 | 54,400 | 62,000 | 210 |
| 215 | 6.7 | 166.0 | 40,400 | 40,400 | 14.9 | 192.9 | 50,500 | 50,500 | 21.8 | 214.5 | 52,500 | 59,400 | 215 |
| 220 | | | | | 6.2 | 163.7 | 41,800 | 41,800 | 17.3 | 199.8 | 50,700 | 56,600 | 220 |
| 225 | | | | | | | | | 11.0 | 178.6 | 48,900 | 48,900 | 225 |
| 230 | | | | | | | | | | | | | 230 |
| 235 | | | | | | | | | | | | | 235 |
| 240 | | | | | | | | | | | | | 240 |
| 245 | | | | | | | | | | | | | 245 |
| 250 | | | | | | | | | | | | | 250 |
| 255 | | | | | | | | | | | | | 255 |
| 260 | | | | | | | | | | | | | 260 |

MLC300 VPC-MAX S-1

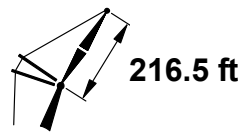
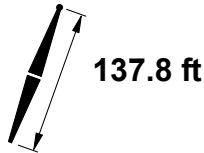
ASME B30.5



| ft | 75° | | | | 70° | | | | 65° | | | | ft |
|-----|------|-------|--------|---------|------|-------|--------|--------|------|-------|--------|--------|-----|
| | ft | ft | lb | lb | ft | lb | lb | ft | lb | lb | | | |
| 80 | | | | | | | | | | | | 80 | |
| 85 | | | | | | | | | | | | 85 | |
| 90 | | | | | | | | | | | | 90 | |
| 95 | | | | | | | | | | | | 95 | |
| 100 | | | | | | | | | | | | 100 | |
| 105 | | | | | | | | | | | | 105 | |
| 110 | | | | | | | | | | | | 110 | |
| 115 | | | | | | | | | | | | 115 | |
| 120 | | | | | | | | | | | | 120 | |
| 125 | | | | | | | | | | | | 125 | |
| 130 | | | | | | | | | | | | 130 | |
| 135 | 63.0 | 315.2 | 93,400 | 109,000 | | | | | | | | 135 | |
| 140 | 61.3 | 312.5 | 89,000 | 106,900 | | | | | | | | 140 | |
| 145 | 59.6 | 309.6 | 85,000 | 104,800 | | | | | | | | 145 | |
| 150 | 57.9 | 306.4 | 81,300 | 102,600 | | | | | | | | 150 | |
| 155 | 56.2 | 303.1 | 77,800 | 100,300 | | | | | | | | 155 | |
| 160 | 54.4 | 299.5 | 74,600 | 97,200 | 58.4 | 303.6 | 70,100 | 92,700 | | | | 160 | |
| 165 | 52.5 | 295.7 | 71,600 | 93,400 | 56.7 | 300.3 | 67,200 | 89,100 | | | | 165 | |
| 170 | 50.7 | 291.6 | 68,700 | 89,900 | 54.9 | 296.8 | 64,500 | 85,700 | | | | 170 | |
| 175 | 48.7 | 287.3 | 66,100 | 86,600 | 53.1 | 293.1 | 62,000 | 82,500 | | | | 175 | |
| 180 | 46.7 | 282.6 | 63,500 | 83,400 | 51.2 | 289.1 | 59,600 | 79,500 | | | | 180 | |
| 185 | 44.7 | 277.6 | 61,200 | 80,500 | 49.3 | 284.8 | 57,300 | 76,700 | 53.5 | 289.2 | 52,500 | 73,000 | 185 |
| 190 | 42.5 | 272.2 | 58,900 | 77,700 | 47.4 | 280.2 | 55,100 | 74,000 | 51.7 | 285.2 | 50,400 | 70,400 | 190 |
| 195 | 40.3 | 266.3 | 56,800 | 75,100 | 45.3 | 275.3 | 53,000 | 71,500 | 49.8 | 281.0 | 48,400 | 68,000 | 195 |
| 200 | 37.9 | 260.0 | 54,800 | 72,600 | 43.2 | 270.0 | 51,000 | 69,100 | 47.8 | 276.5 | 46,600 | 65,700 | 200 |
| 205 | 35.5 | 253.1 | 52,900 | 70,200 | 41.0 | 264.3 | 49,100 | 66,800 | 45.8 | 271.7 | 44,800 | 63,500 | 205 |
| 210 | 32.8 | 245.5 | 51,000 | 67,900 | 38.7 | 258.2 | 47,200 | 64,600 | 43.7 | 266.5 | 43,100 | 61,400 | 210 |
| 215 | 30.0 | 237.0 | 49,300 | 65,800 | 36.2 | 251.4 | 45,500 | 62,600 | 41.5 | 260.9 | 41,400 | 59,400 | 215 |
| 220 | 26.8 | 227.4 | 47,600 | 63,200 | 33.6 | 244.1 | 43,800 | 60,600 | 39.2 | 254.8 | 39,900 | 57,600 | 220 |
| 225 | 23.3 | 216.3 | 46,000 | 60,700 | 30.9 | 235.9 | 42,200 | 58,700 | 36.8 | 248.2 | 38,400 | 55,700 | 225 |
| 230 | 19.1 | 202.8 | 44,500 | 58,200 | 27.8 | 226.7 | 40,700 | 56,900 | 34.3 | 241.0 | 36,900 | 54,000 | 230 |
| 235 | 13.6 | 184.8 | 42,800 | 55,900 | 24.4 | 216.1 | 39,200 | 55,200 | 31.5 | 233.0 | 35,600 | 52,400 | 235 |
| 240 | | | | | 20.4 | 203.5 | 37,800 | 53,500 | 28.5 | 224.1 | 34,200 | 50,800 | 240 |
| 245 | | | | | 15.5 | 187.3 | 36,400 | 51,900 | 25.2 | 213.9 | 32,900 | 49,200 | 245 |
| 250 | | | | | 7.7 | 161.0 | 34,900 | 50,200 | 21.4 | 201.8 | 31,700 | 47,800 | 250 |
| 255 | | | | | | | | | 16.8 | 186.7 | 30,500 | 46,300 | 255 |
| 260 | | | | | | | | | 10.1 | 164.4 | 29,200 | 44,900 | 260 |

MLC300 VPC-MAX S-1

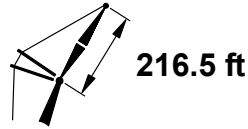
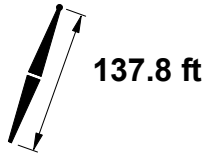
ASME B30.5



| ft | 85° | | | | 83° | | | | 80° | | | | ft |
|-----|------|-------|---------|---------|------|-------|---------|---------|------|-------|--------|--------|-----|
| | ft | lb | lb | lb | ft | lb | lb | lb | ft | lb | lb | lb | |
| 85 | 73.1 | 352.0 | 106,200 | 106,200 | | | | | | | | | 85 |
| 90 | 71.7 | 350.4 | 105,700 | 105,700 | | | | | | | | | 90 |
| 95 | 70.3 | 348.6 | 105,100 | 105,100 | 71.6 | 349.7 | 104,000 | 104,000 | | | | | 95 |
| 100 | 68.8 | 346.6 | 103,600 | 103,600 | 70.2 | 347.9 | 103,600 | 103,600 | | | | | 100 |
| 105 | 67.4 | 344.6 | 101,200 | 101,200 | 68.8 | 346.0 | 103,200 | 103,200 | | | | | 105 |
| 110 | 66.0 | 342.3 | 98,800 | 98,800 | 67.4 | 343.9 | 101,700 | 101,700 | | | | | 110 |
| 115 | 64.5 | 339.9 | 96,100 | 96,100 | 65.9 | 341.7 | 99,500 | 99,500 | 68.0 | 343.7 | 99,600 | 99,600 | 115 |
| 120 | 63.0 | 337.4 | 93,400 | 93,400 | 64.4 | 339.3 | 96,900 | 96,900 | 66.5 | 341.5 | 99,500 | 99,500 | 120 |
| 125 | 61.5 | 334.7 | 90,700 | 90,700 | 63.0 | 336.7 | 94,300 | 94,300 | 65.1 | 339.2 | 98,200 | 98,200 | 125 |
| 130 | 60.0 | 331.8 | 88,000 | 88,000 | 61.4 | 334.0 | 91,600 | 91,600 | 63.6 | 336.7 | 95,800 | 95,800 | 130 |
| 135 | 58.4 | 328.7 | 85,400 | 85,400 | 59.9 | 331.1 | 89,000 | 89,000 | 62.1 | 334.0 | 93,400 | 93,400 | 135 |
| 140 | 56.8 | 325.5 | 82,700 | 82,700 | 58.4 | 328.0 | 86,400 | 86,400 | 60.6 | 331.2 | 90,900 | 90,900 | 140 |
| 145 | 55.2 | 322.0 | 80,200 | 80,200 | 56.8 | 324.8 | 83,800 | 83,800 | 59.0 | 328.2 | 88,500 | 88,500 | 145 |
| 150 | 53.6 | 318.3 | 77,600 | 77,600 | 55.2 | 321.3 | 81,200 | 81,200 | 57.5 | 325.0 | 85,100 | 86,000 | 150 |
| 155 | 51.9 | 314.4 | 75,200 | 75,200 | 53.5 | 317.6 | 78,600 | 78,600 | 55.9 | 321.7 | 81,400 | 83,400 | 155 |
| 160 | 50.2 | 310.3 | 72,700 | 72,700 | 51.8 | 313.7 | 76,200 | 76,200 | 54.3 | 318.1 | 78,100 | 80,900 | 160 |
| 165 | 48.4 | 305.8 | 70,200 | 70,200 | 50.1 | 309.5 | 73,600 | 73,600 | 52.6 | 314.3 | 74,900 | 78,500 | 165 |
| 170 | 46.6 | 301.1 | 67,800 | 67,800 | 48.4 | 305.1 | 71,200 | 71,200 | 50.9 | 310.2 | 71,900 | 75,900 | 170 |
| 175 | 44.7 | 296.1 | 65,500 | 65,500 | 46.5 | 300.4 | 68,800 | 68,800 | 49.1 | 305.9 | 69,100 | 73,500 | 175 |
| 180 | 42.8 | 290.8 | 63,100 | 63,100 | 44.7 | 295.4 | 66,400 | 66,400 | 47.3 | 301.3 | 66,500 | 71,100 | 180 |
| 185 | 40.8 | 285.0 | 60,900 | 60,900 | 42.7 | 290.0 | 64,000 | 64,000 | 45.5 | 296.4 | 64,000 | 68,700 | 185 |
| 190 | 38.7 | 278.8 | 58,600 | 58,600 | 40.7 | 284.2 | 61,700 | 61,700 | 43.6 | 291.2 | 61,600 | 66,300 | 190 |
| 195 | 36.5 | 272.2 | 56,400 | 56,400 | 38.6 | 278.0 | 59,400 | 59,400 | 41.6 | 285.6 | 59,400 | 64,000 | 195 |
| 200 | 34.1 | 264.9 | 54,300 | 54,300 | 36.4 | 271.3 | 57,200 | 57,200 | 39.5 | 279.6 | 57,300 | 61,700 | 200 |
| 205 | 31.6 | 256.9 | 52,100 | 52,100 | 34.1 | 264.1 | 55,000 | 55,000 | 37.4 | 273.2 | 55,300 | 59,300 | 205 |
| 210 | 29.0 | 248.1 | 50,100 | 50,100 | 31.6 | 256.1 | 52,900 | 52,900 | 35.1 | 266.1 | 53,400 | 57,100 | 210 |
| 215 | 26.0 | 238.2 | 48,000 | 48,000 | 28.9 | 247.2 | 50,800 | 50,800 | 32.7 | 258.5 | 51,600 | 54,800 | 215 |
| 220 | 22.7 | 226.8 | 46,000 | 46,000 | 25.9 | 237.2 | 48,700 | 48,700 | 30.1 | 250.0 | 49,900 | 52,700 | 220 |
| 225 | 18.9 | 213.1 | 44,200 | 44,200 | 22.6 | 225.8 | 46,700 | 46,700 | 27.3 | 240.6 | 48,200 | 50,600 | 225 |
| 230 | 14.0 | 195.2 | 40,400 | 40,400 | 18.7 | 211.9 | 44,800 | 44,800 | 24.1 | 229.8 | 46,600 | 48,600 | 230 |
| 235 | | 163.5 | 32,800 | 32,800 | 13.8 | 193.9 | 41,800 | 41,800 | 20.5 | 217.2 | 45,100 | 46,500 | 235 |
| 240 | | | | | 4.9 | 160.7 | 33,900 | 33,900 | 16.1 | 201.4 | 43,600 | 44,700 | 240 |
| 245 | | | | | | | | | 9.9 | 178.4 | 40,400 | 40,400 | 245 |
| 250 | | | | | | | | | | | | | 250 |
| 255 | | | | | | | | | | | | | 255 |
| 260 | | | | | | | | | | | | | 260 |
| 265 | | | | | | | | | | | | | 265 |
| 270 | | | | | | | | | | | | | 270 |
| 280 | | | | | | | | | | | | | 280 |

MLC300 VPC-MAX S-1

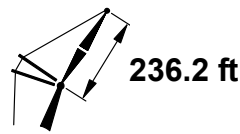
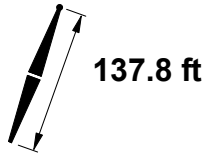
ASME B30.5



| ft | 75° | | | | 70° | | | | 65° | | | | ft |
|-----|------|-------|--------|--------|------|-------|--------|--------|------|-------|--------|--------|-----|
| | ft | ft | lb | lb | ft | ft | lb | lb | ft | ft | lb | lb | |
| 85 | | | | | | | | | | | | | 85 |
| 90 | | | | | | | | | | | | | 90 |
| 95 | | | | | | | | | | | | | 95 |
| 100 | | | | | | | | | | | | | 100 |
| 105 | | | | | | | | | | | | | 105 |
| 110 | | | | | | | | | | | | | 110 |
| 115 | | | | | | | | | | | | | 115 |
| 120 | | | | | | | | | | | | | 120 |
| 125 | | | | | | | | | | | | | 125 |
| 130 | | | | | | | | | | | | | 130 |
| 135 | | | | | | | | | | | | | 135 |
| 140 | | | | | | | | | | | | | 140 |
| 145 | 62.7 | 332.2 | 83,800 | 92,200 | | | | | | | | | 145 |
| 150 | 61.1 | 329.5 | 80,100 | 91,100 | | | | | | | | | 150 |
| 155 | 59.6 | 326.5 | 76,600 | 89,000 | | | | | | | | | 155 |
| 160 | 58.1 | 323.4 | 73,400 | 86,900 | | | | | | | | | 160 |
| 165 | 56.5 | 320.1 | 70,400 | 84,700 | | | | | | | | | 165 |
| 170 | 54.9 | 316.6 | 67,500 | 82,500 | 58.5 | 320.6 | 63,000 | 84,400 | | | | | 170 |
| 175 | 53.2 | 312.9 | 64,900 | 80,200 | 57.0 | 317.3 | 60,400 | 81,200 | | | | | 175 |
| 180 | 51.5 | 308.9 | 62,400 | 77,900 | 55.4 | 313.9 | 57,900 | 78,200 | | | | | 180 |
| 185 | 49.8 | 304.7 | 60,000 | 75,500 | 53.7 | 310.2 | 55,600 | 75,400 | | | | | 185 |
| 190 | 48.0 | 300.2 | 57,800 | 73,200 | 52.0 | 306.3 | 53,400 | 72,800 | | | | | 190 |
| 195 | 46.2 | 295.4 | 55,700 | 70,900 | 50.3 | 302.2 | 51,300 | 70,200 | | | | | 195 |
| 200 | 44.3 | 290.4 | 53,700 | 68,600 | 48.6 | 297.8 | 49,300 | 67,900 | 52.4 | 302.4 | 44,800 | 64,400 | 200 |
| 205 | 42.3 | 284.9 | 51,800 | 66,300 | 46.7 | 293.1 | 47,400 | 65,600 | 50.7 | 298.4 | 43,000 | 62,200 | 205 |
| 210 | 40.3 | 279.1 | 50,000 | 64,000 | 44.9 | 288.1 | 45,600 | 63,400 | 49.0 | 294.0 | 41,300 | 60,100 | 210 |
| 215 | 38.2 | 272.8 | 48,200 | 61,700 | 42.9 | 282.8 | 43,900 | 61,400 | 47.2 | 289.4 | 39,700 | 58,200 | 215 |
| 220 | 35.9 | 266.0 | 46,400 | 59,400 | 40.9 | 277.1 | 42,200 | 59,400 | 45.3 | 284.5 | 38,200 | 56,300 | 220 |
| 225 | 33.6 | 258.6 | 44,700 | 57,200 | 38.8 | 270.9 | 40,700 | 57,600 | 43.4 | 279.2 | 36,700 | 54,500 | 225 |
| 230 | 31.0 | 250.4 | 43,100 | 55,000 | 36.6 | 264.3 | 39,200 | 55,800 | 41.4 | 273.6 | 35,300 | 52,800 | 230 |
| 235 | 28.3 | 241.4 | 41,600 | 52,900 | 34.3 | 257.1 | 37,700 | 54,100 | 39.3 | 267.6 | 33,900 | 51,200 | 235 |
| 240 | 25.3 | 231.2 | 40,100 | 50,700 | 31.8 | 249.2 | 36,300 | 52,500 | 37.2 | 261.1 | 32,600 | 49,600 | 240 |
| 245 | 21.9 | 219.3 | 38,700 | 48,700 | 29.2 | 240.4 | 35,000 | 50,900 | 34.9 | 254.0 | 31,400 | 48,100 | 245 |
| 250 | 17.9 | 204.9 | 37,200 | 46,800 | 26.3 | 230.6 | 33,700 | 49,400 | 32.4 | 246.3 | 30,200 | 46,700 | 250 |
| 255 | 12.6 | 185.5 | 35,900 | 44,900 | 23.0 | 219.3 | 32,400 | 47,900 | 29.8 | 237.7 | 29,000 | 45,300 | 255 |
| 260 | | | | | 19.2 | 205.8 | 31,200 | 46,500 | 27.0 | 228.2 | 27,900 | 43,900 | 260 |
| 265 | | | | | 14.4 | 188.4 | 30,000 | 45,100 | 23.8 | 217.3 | 26,800 | 42,600 | 265 |
| 270 | | | | | 6.6 | 159.3 | 28,700 | 43,700 | 20.1 | 204.4 | 25,700 | 41,400 | 270 |
| 280 | | | | | | | | | 9.1 | 163.8 | 23,600 | 38,900 | 280 |

MLC300 VPC-MAX S-1

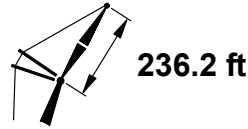
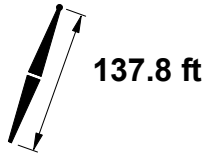
ASME B30.5



| ft | 85° | | | | 83° | | | | 80° | | | | ft |
|-----|------|-------|--------|--------|------|-------|--------|--------|------|-------|--------|--------|-----|
| | ft | lb | lb | lb | ft | lb | lb | lb | ft | lb | lb | lb | |
| 90 | 73.2 | 371.1 | 88,200 | 88,200 | | | | | | | | | 90 |
| 95 | 72.0 | 369.5 | 87,600 | 87,600 | | | | | | | | | 95 |
| 100 | 70.7 | 367.7 | 86,900 | 86,900 | 71.9 | 368.8 | 86,200 | 86,200 | | | | | 100 |
| 105 | 69.4 | 365.8 | 86,300 | 86,300 | 70.6 | 367.1 | 85,700 | 85,700 | | | | | 105 |
| 110 | 68.1 | 363.8 | 85,600 | 85,600 | 69.3 | 365.2 | 85,200 | 85,200 | | | | | 110 |
| 115 | 66.8 | 361.7 | 84,900 | 84,900 | 68.0 | 363.2 | 84,600 | 84,600 | | | | | 115 |
| 120 | 65.4 | 359.4 | 84,300 | 84,300 | 66.7 | 361.0 | 84,100 | 84,100 | 68.6 | 362.9 | 82,200 | 82,200 | 120 |
| 125 | 64.1 | 356.9 | 82,600 | 82,600 | 65.4 | 358.7 | 83,500 | 83,500 | 67.3 | 360.8 | 81,900 | 81,900 | 125 |
| 130 | 62.7 | 354.4 | 80,600 | 80,600 | 64.0 | 356.3 | 82,900 | 82,900 | 66.0 | 358.6 | 81,500 | 81,500 | 130 |
| 135 | 61.3 | 351.6 | 78,700 | 78,700 | 62.7 | 353.7 | 81,300 | 81,300 | 64.6 | 356.2 | 81,200 | 81,200 | 135 |
| 140 | 59.9 | 348.7 | 76,600 | 76,600 | 61.3 | 351.0 | 79,400 | 79,400 | 63.3 | 353.7 | 80,800 | 80,800 | 140 |
| 145 | 58.5 | 345.7 | 74,600 | 74,600 | 59.9 | 348.1 | 77,400 | 77,400 | 61.9 | 351.0 | 80,400 | 80,400 | 145 |
| 150 | 57.1 | 342.4 | 72,500 | 72,500 | 58.5 | 345.0 | 75,500 | 75,500 | 60.5 | 348.2 | 78,900 | 78,900 | 150 |
| 155 | 55.6 | 339.0 | 70,500 | 70,500 | 57.0 | 341.8 | 73,400 | 73,400 | 59.1 | 345.2 | 77,100 | 77,100 | 155 |
| 160 | 54.1 | 335.4 | 68,300 | 68,300 | 55.5 | 338.3 | 71,300 | 71,300 | 57.6 | 342.0 | 75,200 | 75,200 | 160 |
| 165 | 52.6 | 331.6 | 66,200 | 66,200 | 54.0 | 334.7 | 69,200 | 69,200 | 56.2 | 338.7 | 73,200 | 73,200 | 165 |
| 170 | 51.0 | 327.6 | 64,000 | 64,000 | 52.5 | 330.9 | 67,100 | 67,100 | 54.7 | 335.1 | 71,000 | 71,000 | 170 |
| 175 | 49.4 | 323.3 | 61,900 | 61,900 | 51.0 | 326.8 | 64,900 | 64,900 | 53.2 | 331.4 | 68,200 | 69,100 | 175 |
| 180 | 47.8 | 318.8 | 59,800 | 59,800 | 49.4 | 322.6 | 62,800 | 62,800 | 51.6 | 327.5 | 65,600 | 67,000 | 180 |
| 185 | 46.1 | 314.0 | 57,600 | 57,600 | 47.7 | 318.0 | 60,600 | 60,600 | 50.1 | 323.3 | 63,100 | 64,800 | 185 |
| 190 | 44.4 | 308.9 | 55,500 | 55,500 | 46.0 | 313.2 | 58,400 | 58,400 | 48.5 | 318.9 | 60,700 | 62,700 | 190 |
| 195 | 42.6 | 303.5 | 53,300 | 53,300 | 44.3 | 308.2 | 56,300 | 56,300 | 46.8 | 314.2 | 58,500 | 60,500 | 195 |
| 200 | 40.7 | 297.8 | 51,200 | 51,200 | 42.5 | 302.7 | 54,100 | 54,100 | 45.1 | 309.2 | 56,400 | 58,300 | 200 |
| 205 | 38.8 | 291.6 | 49,100 | 49,100 | 40.7 | 297.0 | 52,000 | 52,000 | 43.3 | 304.0 | 54,400 | 56,200 | 205 |
| 210 | 36.8 | 285.0 | 47,000 | 47,000 | 38.8 | 290.8 | 49,900 | 49,900 | 41.5 | 298.4 | 52,500 | 54,000 | 210 |
| 215 | 34.7 | 277.9 | 45,000 | 45,000 | 36.7 | 284.2 | 47,800 | 47,800 | 39.6 | 292.4 | 50,700 | 51,900 | 215 |
| 220 | 32.5 | 270.1 | 43,000 | 43,000 | 34.6 | 277.0 | 45,600 | 45,600 | 37.6 | 286.0 | 49,000 | 49,700 | 220 |
| 225 | 30.1 | 261.7 | 41,000 | 41,000 | 32.4 | 269.3 | 43,600 | 43,600 | 35.6 | 279.1 | 47,400 | 47,600 | 225 |
| 230 | 27.5 | 252.3 | 39,100 | 39,100 | 30.0 | 260.8 | 41,600 | 41,600 | 33.4 | 271.6 | 45,400 | 45,400 | 230 |
| 235 | 24.7 | 241.8 | 37,300 | 37,300 | 27.4 | 251.4 | 39,700 | 39,700 | 31.1 | 263.4 | 43,400 | 43,400 | 235 |
| 240 | 21.5 | 229.7 | 35,500 | 35,500 | 24.6 | 240.8 | 37,800 | 37,800 | 28.6 | 254.5 | 41,400 | 41,400 | 240 |
| 245 | 17.8 | 215.1 | 33,700 | 33,700 | 21.4 | 228.6 | 36,000 | 36,000 | 25.9 | 244.5 | 39,400 | 39,400 | 245 |
| 250 | 13.0 | 196.0 | 32,200 | 32,200 | 17.6 | 214.0 | 34,200 | 34,200 | 22.8 | 233.1 | 37,600 | 37,600 | 250 |
| 255 | 4.1 | 159.7 | 26,200 | 26,200 | 12.8 | 194.6 | 32,600 | 32,600 | 19.4 | 219.6 | 35,800 | 35,800 | 255 |
| 260 | | | | | 3.3 | 155.8 | 27,300 | 27,300 | 15.1 | 202.8 | 34,000 | 34,000 | 260 |
| 265 | | | | | | | | | 8.9 | 177.8 | 32,500 | 32,500 | 265 |
| 270 | | | | | | | | | | | | | 270 |
| 280 | | | | | | | | | | | | | 280 |
| 290 | | | | | | | | | | | | | 290 |
| 300 | | | | | | | | | | | | | 300 |

MLC300 VPC-MAX S-1

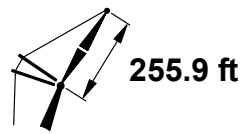
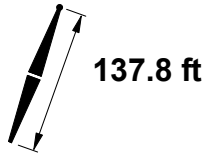
ASME B30.5



| ft | 75° | | | | 70° | | | | 65° | | | | ft |
|-----|------|-------|--------|--------|------|-------|--------|--------|------|-------|--------|--------|-----|
| | ft | ft | lb | lb | ft | lb | lb | ft | lb | lb | ft | | |
| 90 | | | | | | | | | | | | | 90 |
| 95 | | | | | | | | | | | | | 95 |
| 100 | | | | | | | | | | | | | 100 |
| 105 | | | | | | | | | | | | | 105 |
| 110 | | | | | | | | | | | | | 110 |
| 115 | | | | | | | | | | | | | 115 |
| 120 | | | | | | | | | | | | | 120 |
| 125 | | | | | | | | | | | | | 125 |
| 130 | | | | | | | | | | | | | 130 |
| 135 | | | | | | | | | | | | | 135 |
| 140 | | | | | | | | | | | | | 140 |
| 145 | | | | | | | | | | | | | 145 |
| 150 | 63.8 | 351.8 | 75,600 | 75,600 | | | | | | | | | 150 |
| 155 | 62.4 | 349.2 | 75,600 | 75,600 | | | | | | | | | 155 |
| 160 | 61.0 | 346.4 | 72,400 | 75,500 | | | | | | | | | 160 |
| 165 | 59.6 | 343.5 | 69,400 | 75,500 | | | | | | | | | 165 |
| 170 | 58.2 | 340.4 | 66,500 | 75,400 | | | | | | | | | 170 |
| 175 | 56.7 | 337.1 | 63,900 | 74,000 | | | | | | | | | 175 |
| 180 | 55.3 | 333.6 | 61,400 | 72,200 | 58.6 | 337.5 | 56,500 | 69,500 | | | | | 180 |
| 185 | 53.7 | 330.0 | 59,000 | 70,400 | 57.2 | 334.3 | 54,100 | 69,800 | | | | | 185 |
| 190 | 52.2 | 326.1 | 56,800 | 68,500 | 55.7 | 330.9 | 52,000 | 70,100 | | | | | 190 |
| 195 | 50.6 | 322.0 | 54,700 | 66,500 | 54.2 | 327.3 | 49,900 | 69,200 | | | | | 195 |
| 200 | 49.0 | 317.7 | 52,600 | 64,500 | 52.7 | 323.5 | 47,900 | 66,800 | | | | | 200 |
| 205 | 47.4 | 313.1 | 50,600 | 62,400 | 51.1 | 319.5 | 46,000 | 64,600 | | | | | 205 |
| 210 | 45.7 | 308.3 | 48,700 | 60,300 | 49.5 | 315.2 | 44,200 | 62,400 | 53.0 | 319.6 | 39,900 | 59,100 | 210 |
| 215 | 44.0 | 303.1 | 46,900 | 58,200 | 47.9 | 310.7 | 42,500 | 60,400 | 51.5 | 315.6 | 38,300 | 57,100 | 215 |
| 220 | 42.2 | 297.7 | 45,200 | 56,100 | 46.2 | 306.0 | 40,900 | 58,500 | 49.9 | 311.4 | 36,700 | 55,300 | 220 |
| 225 | 40.3 | 291.8 | 43,500 | 54,000 | 44.5 | 300.9 | 39,300 | 56,600 | 48.3 | 307.0 | 35,300 | 53,500 | 225 |
| 230 | 38.4 | 285.6 | 41,900 | 51,900 | 42.7 | 295.6 | 37,900 | 54,800 | 46.6 | 302.3 | 33,900 | 51,800 | 230 |
| 235 | 36.3 | 278.8 | 40,400 | 49,700 | 40.9 | 289.8 | 36,400 | 53,100 | 44.9 | 297.3 | 32,600 | 50,200 | 235 |
| 240 | 34.2 | 271.6 | 38,900 | 47,600 | 39.0 | 283.7 | 35,100 | 51,500 | 43.2 | 292.0 | 31,300 | 48,600 | 240 |
| 245 | 31.9 | 263.7 | 37,500 | 45,400 | 37.0 | 277.1 | 33,700 | 50,000 | 41.3 | 286.4 | 30,000 | 47,100 | 245 |
| 250 | 29.5 | 255.1 | 36,200 | 43,400 | 34.9 | 270.1 | 32,500 | 48,500 | 39.4 | 280.3 | 28,800 | 45,700 | 250 |
| 255 | 26.9 | 245.5 | 34,900 | 41,400 | 32.6 | 262.4 | 31,200 | 47,000 | 37.4 | 273.9 | 27,700 | 44,300 | 255 |
| 260 | 24.0 | 234.6 | 33,600 | 39,500 | 30.3 | 254.0 | 30,100 | 45,000 | 35.4 | 266.9 | 26,600 | 43,000 | 260 |
| 265 | 20.7 | 222.0 | 32,400 | 37,700 | 27.7 | 244.7 | 28,900 | 43,000 | 33.2 | 259.4 | 25,500 | 41,700 | 265 |
| 270 | 16.8 | 206.7 | 31,200 | 35,900 | 24.9 | 234.3 | 27,800 | 41,100 | 30.8 | 251.2 | 24,500 | 40,500 | 270 |
| 280 | | | | | 18.1 | 208.0 | 25,700 | 37,400 | 25.6 | 232.0 | 22,600 | 38,200 | 280 |
| 290 | | | | | 5.4 | 156.7 | 23,500 | 34,300 | 19.0 | 206.7 | 20,700 | 36,000 | 290 |
| 300 | | | | | | | | | 8.1 | 162.9 | 18,800 | 33,800 | 300 |

MLC300 VPC-MAX S-1

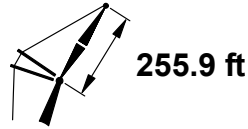
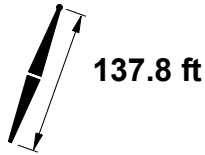
ASME B30.5



| ft | 85° | | | | 83° | | | | 80° | | | | ft |
|-----|------|-------|--------|--------|------|-------|--------|--------|------|-------|--------|--------|-----|
| | ft | lb | lb | lb | ft | lb | lb | lb | ft | lb | lb | lb | |
| 95 | 73.4 | 390.2 | 73,400 | 73,400 | | | | | | | | | 95 |
| 100 | 72.2 | 388.6 | 72,800 | 72,800 | | | | | | | | | 100 |
| 105 | 71.0 | 386.8 | 72,100 | 72,100 | | | | | | | | | 105 |
| 110 | 69.8 | 385.0 | 71,400 | 71,400 | 71.0 | 386.2 | 71,100 | 71,100 | | | | | 110 |
| 115 | 68.6 | 383.0 | 70,700 | 70,700 | 69.8 | 384.4 | 70,500 | 70,500 | | | | | 115 |
| 120 | 67.4 | 381.0 | 70,000 | 70,000 | 68.6 | 382.4 | 69,900 | 69,900 | | | | | 120 |
| 125 | 66.2 | 378.8 | 69,400 | 69,400 | 67.4 | 380.3 | 69,300 | 69,300 | | | | | 125 |
| 130 | 65.0 | 376.4 | 68,700 | 68,700 | 66.2 | 378.1 | 68,700 | 68,700 | 67.9 | 380.1 | 67,600 | 67,600 | 130 |
| 135 | 63.7 | 374.0 | 68,000 | 68,000 | 64.9 | 375.8 | 68,100 | 68,100 | 66.7 | 377.9 | 67,200 | 67,200 | 135 |
| 140 | 62.5 | 371.3 | 67,300 | 67,300 | 63.7 | 373.3 | 67,500 | 67,500 | 65.5 | 375.6 | 66,800 | 66,800 | 140 |
| 145 | 61.2 | 368.6 | 66,700 | 66,700 | 62.4 | 370.7 | 66,900 | 66,900 | 64.2 | 373.2 | 66,300 | 66,300 | 145 |
| 150 | 59.9 | 365.7 | 66,000 | 66,000 | 61.1 | 367.9 | 66,300 | 66,300 | 63.0 | 370.7 | 65,800 | 65,800 | 150 |
| 155 | 58.6 | 362.6 | 65,400 | 65,400 | 59.8 | 365.0 | 65,700 | 65,700 | 61.7 | 368.0 | 65,300 | 65,300 | 155 |
| 160 | 57.3 | 359.4 | 64,400 | 64,400 | 58.5 | 362.0 | 65,100 | 65,100 | 60.4 | 365.1 | 64,900 | 64,900 | 160 |
| 165 | 55.9 | 356.1 | 62,400 | 62,400 | 57.2 | 358.7 | 64,500 | 64,500 | 59.1 | 362.1 | 64,400 | 64,400 | 165 |
| 170 | 54.5 | 352.5 | 60,400 | 60,400 | 55.9 | 355.4 | 63,300 | 63,300 | 57.8 | 359.0 | 63,900 | 63,900 | 170 |
| 175 | 53.1 | 348.8 | 58,500 | 58,500 | 54.5 | 351.8 | 61,300 | 61,300 | 56.4 | 355.7 | 63,400 | 63,400 | 175 |
| 180 | 51.7 | 344.8 | 56,500 | 56,500 | 53.1 | 348.0 | 59,400 | 59,400 | 55.1 | 352.2 | 62,900 | 62,900 | 180 |
| 185 | 50.2 | 340.7 | 54,500 | 54,500 | 51.7 | 344.1 | 57,400 | 57,400 | 53.7 | 348.5 | 61,200 | 61,200 | 185 |
| 190 | 48.8 | 336.3 | 52,500 | 52,500 | 50.2 | 339.9 | 55,400 | 55,400 | 52.3 | 344.7 | 59,300 | 59,300 | 190 |
| 195 | 47.2 | 331.7 | 50,500 | 50,500 | 48.7 | 335.6 | 53,400 | 53,400 | 50.8 | 340.6 | 57,400 | 57,400 | 195 |
| 200 | 45.7 | 326.8 | 48,400 | 48,400 | 47.2 | 331.0 | 51,300 | 51,300 | 49.4 | 336.3 | 55,300 | 55,400 | 200 |
| 205 | 44.1 | 321.7 | 46,300 | 46,300 | 45.6 | 326.1 | 49,200 | 49,200 | 47.9 | 331.8 | 53,300 | 53,300 | 205 |
| 210 | 42.4 | 316.3 | 44,300 | 44,300 | 44.0 | 320.9 | 47,100 | 47,100 | 46.3 | 327.1 | 51,200 | 51,200 | 210 |
| 215 | 40.7 | 310.5 | 42,200 | 42,200 | 42.4 | 315.5 | 45,000 | 45,000 | 44.7 | 322.1 | 49,100 | 49,100 | 215 |
| 220 | 38.9 | 304.4 | 40,100 | 40,100 | 40.7 | 309.7 | 42,900 | 42,900 | 43.1 | 316.7 | 47,000 | 47,000 | 220 |
| 225 | 37.1 | 297.8 | 38,100 | 38,100 | 38.9 | 303.6 | 40,800 | 40,800 | 41.4 | 311.1 | 44,800 | 44,800 | 225 |
| 230 | 35.2 | 290.8 | 36,200 | 36,200 | 37.0 | 297.0 | 38,800 | 38,800 | 39.7 | 305.1 | 42,700 | 42,700 | 230 |
| 235 | 33.1 | 283.3 | 34,200 | 34,200 | 35.1 | 290.0 | 36,700 | 36,700 | 37.9 | 298.8 | 40,600 | 40,600 | 235 |
| 240 | 31.0 | 275.1 | 32,300 | 32,300 | 33.1 | 282.4 | 34,800 | 34,800 | 36.0 | 292.0 | 38,500 | 38,500 | 240 |
| 245 | 28.7 | 266.1 | 30,400 | 30,400 | 30.9 | 274.2 | 32,800 | 32,800 | 34.0 | 284.6 | 36,500 | 36,500 | 245 |
| 250 | 26.2 | 256.3 | 28,600 | 28,600 | 28.6 | 265.2 | 30,900 | 30,900 | 31.9 | 276.7 | 34,500 | 34,500 | 250 |
| 255 | 23.5 | 245.1 | 26,800 | 26,800 | 26.1 | 255.3 | 29,000 | 29,000 | 29.7 | 268.1 | 32,500 | 32,500 | 255 |
| 260 | 20.4 | 232.3 | 25,200 | 25,200 | 23.4 | 244.2 | 27,300 | 27,300 | 27.3 | 258.6 | 30,600 | 30,600 | 260 |
| 265 | 16.8 | 216.9 | 23,600 | 23,600 | 20.3 | 231.3 | 25,600 | 25,600 | 24.6 | 248.1 | 28,800 | 28,800 | 265 |
| 270 | 12.1 | 196.6 | 22,100 | 22,100 | 16.6 | 215.7 | 23,900 | 23,900 | 21.7 | 236.0 | 27,000 | 27,000 | 270 |
| 280 | | | | | | | | | 14.2 | 203.9 | 23,600 | 23,600 | 280 |
| 290 | | | | | | | | | | | | | 290 |
| 300 | | | | | | | | | | | | | 300 |
| 310 | | | | | | | | | | | | | 310 |
| 320 | | | | | | | | | | | | | 320 |

MLC300 VPC-MAX S-1

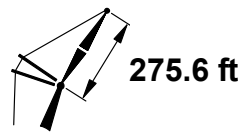
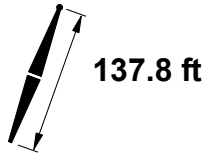
ASME B30.5



| ft | 75° | | | | 70° | | | | 65° | | | | ft |
|-----|------|-------|--------|--------|------|-------|--------|--------|------|-------|--------|--------|-----|
| | ft | ft | lb | lb | ft | ft | lb | lb | ft | ft | lb | lb | |
| 95 | | | | | | | | | | | | | 95 |
| 100 | | | | | | | | | | | | | 100 |
| 105 | | | | | | | | | | | | | 105 |
| 110 | | | | | | | | | | | | | 110 |
| 115 | | | | | | | | | | | | | 115 |
| 120 | | | | | | | | | | | | | 120 |
| 125 | | | | | | | | | | | | | 125 |
| 130 | | | | | | | | | | | | | 130 |
| 135 | | | | | | | | | | | | | 135 |
| 140 | | | | | | | | | | | | | 140 |
| 145 | | | | | | | | | | | | | 145 |
| 150 | | | | | | | | | | | | | 150 |
| 155 | | | | | | | | | | | | | 155 |
| 160 | 63.4 | 368.8 | 62,000 | 62,000 | | | | | | | | | 160 |
| 165 | 62.2 | 366.2 | 61,900 | 61,900 | | | | | | | | | 165 |
| 170 | 60.9 | 363.4 | 61,700 | 61,700 | | | | | | | | | 170 |
| 175 | 59.6 | 360.4 | 61,500 | 61,500 | | | | | | | | | 175 |
| 180 | 58.3 | 357.4 | 60,100 | 61,200 | | | | | | | | | 180 |
| 185 | 56.9 | 354.1 | 57,600 | 61,000 | | | | | | | | | 185 |
| 190 | 55.6 | 350.7 | 55,300 | 60,700 | 58.7 | 354.5 | 50,200 | 56,900 | | | | | 190 |
| 195 | 54.2 | 347.1 | 53,100 | 60,500 | 57.4 | 351.3 | 48,100 | 56,900 | | | | | 195 |
| 200 | 52.8 | 343.3 | 51,000 | 60,200 | 56.0 | 347.9 | 46,200 | 57,000 | | | | | 200 |
| 205 | 51.4 | 339.3 | 49,000 | 58,700 | 54.6 | 344.4 | 44,300 | 57,000 | | | | | 205 |
| 210 | 49.9 | 335.1 | 47,100 | 56,900 | 53.2 | 340.7 | 42,500 | 57,000 | | | | | 210 |
| 215 | 48.4 | 330.7 | 45,300 | 55,000 | 51.8 | 336.7 | 40,800 | 57,000 | | | | | 215 |
| 220 | 46.9 | 326.0 | 43,600 | 53,000 | 50.4 | 332.6 | 39,200 | 56,900 | 53.6 | 336.7 | 35,000 | 52,400 | 220 |
| 225 | 45.3 | 321.1 | 41,900 | 51,000 | 48.9 | 328.3 | 37,700 | 55,400 | 52.1 | 332.8 | 33,500 | 52,200 | 225 |
| 230 | 43.7 | 315.9 | 40,400 | 48,900 | 47.4 | 323.7 | 36,200 | 53,600 | 50.7 | 328.8 | 32,100 | 50,500 | 230 |
| 235 | 42.0 | 310.4 | 38,900 | 46,800 | 45.8 | 318.8 | 34,800 | 51,800 | 49.2 | 324.5 | 30,800 | 48,900 | 235 |
| 240 | 40.3 | 304.6 | 37,400 | 44,700 | 44.2 | 313.7 | 33,400 | 49,900 | 47.7 | 319.9 | 29,500 | 47,300 | 240 |
| 245 | 38.5 | 298.3 | 36,000 | 42,600 | 42.6 | 308.3 | 32,100 | 48,000 | 46.2 | 315.2 | 28,300 | 45,900 | 245 |
| 250 | 36.7 | 291.7 | 34,700 | 40,500 | 40.8 | 302.6 | 30,900 | 45,900 | 44.6 | 310.1 | 27,200 | 44,500 | 250 |
| 255 | 34.7 | 284.6 | 33,400 | 38,400 | 39.1 | 296.5 | 29,700 | 43,900 | 42.9 | 304.8 | 26,000 | 43,100 | 255 |
| 260 | 32.7 | 276.9 | 32,200 | 36,300 | 37.2 | 290.0 | 28,500 | 41,900 | 41.2 | 299.1 | 24,900 | 41,800 | 260 |
| 265 | 30.5 | 268.5 | 31,000 | 34,300 | 35.3 | 283.0 | 27,400 | 39,800 | 39.5 | 293.1 | 23,900 | 40,500 | 265 |
| 270 | 28.2 | 259.4 | 29,800 | 32,300 | 33.3 | 275.5 | 26,300 | 37,800 | 37.7 | 286.7 | 22,900 | 39,300 | 270 |
| 280 | 22.8 | 237.8 | 27,600 | 28,600 | 28.9 | 258.5 | 24,200 | 33,800 | 33.8 | 272.5 | 21,000 | 37,000 | 280 |
| 290 | 15.8 | 208.2 | 25,100 | 25,100 | 23.7 | 237.7 | 22,300 | 29,900 | 29.4 | 255.8 | 19,200 | 34,800 | 290 |
| 300 | | | | | 17.1 | 209.8 | 20,500 | 26,400 | 24.4 | 235.5 | 17,500 | 31,000 | 300 |
| 310 | | | | | 4.1 | 153.0 | 18,600 | 23,600 | 18.0 | 208.8 | 15,800 | 27,500 | 310 |
| 320 | | | | | | | | | 7.1 | 161.5 | 14,200 | 24,500 | 320 |

MLC300 VPC-MAX S-1

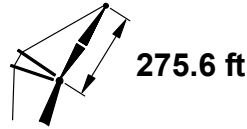
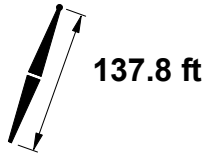
ASME B30.5



| ft | 85° | | | | 83° | | | | 80° | | | | ft |
|-----|------|-------|--------|--------|------|-------|--------|--------|------|-------|--------|--------|-----|
| | ft | lb | lb | lb | ft | lb | lb | lb | ft | lb | lb | lb | |
| 100 | 73.5 | 409.2 | 60,300 | 60,300 | | | | | | | | | 100 |
| 105 | 72.4 | 407.6 | 59,700 | 59,700 | | | | | | | | | 105 |
| 110 | 71.3 | 405.9 | 59,000 | 59,000 | | | | | | | | | 110 |
| 115 | 70.2 | 404.2 | 58,400 | 58,400 | 71.3 | 405.3 | 58,300 | 58,300 | | | | | 115 |
| 120 | 69.1 | 402.2 | 57,700 | 57,700 | 70.2 | 403.5 | 57,700 | 57,700 | | | | | 120 |
| 125 | 68.0 | 400.2 | 57,000 | 57,000 | 69.1 | 401.6 | 57,100 | 57,100 | | | | | 125 |
| 130 | 66.9 | 398.1 | 56,400 | 56,400 | 68.0 | 399.6 | 56,500 | 56,500 | | | | | 130 |
| 135 | 65.7 | 395.8 | 55,700 | 55,700 | 66.8 | 397.4 | 55,900 | 55,900 | 68.5 | 399.3 | 55,300 | 55,300 | 135 |
| 140 | 64.6 | 393.4 | 55,100 | 55,100 | 65.7 | 395.2 | 55,300 | 55,300 | 67.3 | 397.2 | 54,800 | 54,800 | 140 |
| 145 | 63.4 | 390.9 | 54,500 | 54,500 | 64.5 | 392.8 | 54,700 | 54,700 | 66.2 | 395.0 | 54,300 | 54,300 | 145 |
| 150 | 62.3 | 388.3 | 53,900 | 53,900 | 63.4 | 390.3 | 54,100 | 54,100 | 65.1 | 392.7 | 53,900 | 53,900 | 150 |
| 155 | 61.1 | 385.6 | 53,300 | 53,300 | 62.2 | 387.6 | 53,500 | 53,500 | 63.9 | 390.2 | 53,400 | 53,400 | 155 |
| 160 | 59.9 | 382.7 | 52,700 | 52,700 | 61.0 | 384.9 | 53,000 | 53,000 | 62.7 | 387.6 | 52,900 | 52,900 | 160 |
| 165 | 58.6 | 379.6 | 52,100 | 52,100 | 59.8 | 382.0 | 52,400 | 52,400 | 61.5 | 384.9 | 52,400 | 52,400 | 165 |
| 170 | 57.4 | 376.4 | 51,600 | 51,600 | 58.6 | 378.9 | 51,900 | 51,900 | 60.4 | 382.1 | 51,900 | 51,900 | 170 |
| 175 | 56.2 | 373.1 | 51,000 | 51,000 | 57.4 | 375.7 | 51,400 | 51,400 | 59.1 | 379.1 | 51,400 | 51,400 | 175 |
| 180 | 54.9 | 369.6 | 50,500 | 50,500 | 56.1 | 372.4 | 50,900 | 50,900 | 57.9 | 376.0 | 51,000 | 51,000 | 180 |
| 185 | 53.6 | 365.9 | 50,000 | 50,000 | 54.8 | 368.9 | 50,400 | 50,400 | 56.7 | 372.7 | 50,500 | 50,500 | 185 |
| 190 | 52.3 | 362.0 | 49,200 | 49,200 | 53.6 | 365.2 | 49,900 | 49,900 | 55.4 | 369.2 | 50,100 | 50,100 | 190 |
| 195 | 51.0 | 358.0 | 48,400 | 48,400 | 52.2 | 361.3 | 49,400 | 49,400 | 54.1 | 365.6 | 49,600 | 49,600 | 195 |
| 200 | 49.6 | 353.7 | 47,600 | 47,600 | 50.9 | 357.3 | 48,700 | 48,700 | 52.8 | 361.8 | 49,200 | 49,200 | 200 |
| 205 | 48.2 | 349.3 | 46,900 | 46,900 | 49.5 | 353.0 | 47,900 | 47,900 | 51.5 | 357.9 | 48,800 | 48,800 | 205 |
| 210 | 46.8 | 344.6 | 46,300 | 46,300 | 48.1 | 348.5 | 47,200 | 47,200 | 50.1 | 353.7 | 48,400 | 48,400 | 210 |
| 215 | 45.3 | 339.7 | 45,600 | 45,600 | 46.7 | 343.9 | 46,500 | 46,500 | 48.8 | 349.3 | 47,700 | 47,700 | 215 |
| 220 | 43.8 | 334.5 | 45,100 | 45,100 | 45.3 | 338.9 | 45,900 | 45,900 | 47.4 | 344.8 | 46,900 | 47,100 | 220 |
| 225 | 42.3 | 329.0 | 44,500 | 44,500 | 43.8 | 333.7 | 45,300 | 45,300 | 45.9 | 339.9 | 45,100 | 46,300 | 225 |
| 230 | 40.7 | 323.3 | 43,900 | 43,900 | 42.2 | 328.3 | 44,700 | 44,700 | 44.4 | 334.9 | 43,500 | 45,700 | 230 |
| 235 | 39.0 | 317.1 | 42,200 | 42,200 | 40.6 | 322.5 | 44,100 | 44,100 | 42.9 | 329.5 | 41,900 | 45,200 | 235 |
| 240 | 37.3 | 310.6 | 40,400 | 40,400 | 39.0 | 316.3 | 42,600 | 42,600 | 41.3 | 323.9 | 40,300 | 44,600 | 240 |
| 245 | 35.6 | 303.7 | 38,500 | 38,500 | 37.3 | 309.8 | 40,700 | 40,700 | 39.7 | 317.9 | 38,900 | 43,700 | 245 |
| 250 | 33.7 | 296.3 | 36,700 | 36,700 | 35.5 | 302.9 | 38,800 | 38,800 | 38.0 | 311.6 | 37,500 | 42,000 | 250 |
| 255 | 31.8 | 288.4 | 35,000 | 35,000 | 33.6 | 295.5 | 37,000 | 37,000 | 36.3 | 304.8 | 36,100 | 40,100 | 255 |
| 260 | 29.7 | 279.8 | 33,300 | 33,300 | 31.7 | 287.5 | 35,200 | 35,200 | 34.5 | 297.6 | 34,800 | 38,200 | 260 |
| 265 | 27.5 | 270.3 | 31,700 | 31,700 | 29.6 | 278.9 | 33,500 | 33,500 | 32.6 | 289.9 | 33,500 | 36,400 | 265 |
| 270 | 25.1 | 260.0 | 30,100 | 30,100 | 27.4 | 269.4 | 31,900 | 31,900 | 30.5 | 281.6 | 32,300 | 34,800 | 270 |
| 280 | 19.4 | 234.8 | 27,100 | 27,100 | 22.3 | 247.3 | 28,800 | 28,800 | 26.1 | 262.5 | 30,000 | 31,400 | 280 |
| 290 | 11.3 | 196.8 | 21,400 | 21,400 | 15.8 | 217.3 | 25,900 | 25,900 | 20.7 | 238.7 | 27,800 | 28,400 | 290 |
| 300 | | | | | | | | | 13.3 | 204.8 | 25,400 | 25,400 | 300 |
| 310 | | | | | | | | | | | | | 310 |
| 320 | | | | | | | | | | | | | 320 |
| 330 | | | | | | | | | | | | | 330 |
| 340 | | | | | | | | | | | | | 340 |

MLC300 VPC-MAX S-1

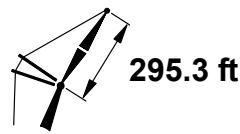
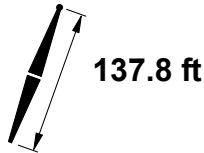
ASME B30.5



| ft | 75° | | | | 70° | | | | 65° | | | | ft |
|-----|------|-------|--------|--------|------|-------|--------|--------|------|-------|--------|--------|-----|
| | ft | ft | lb | lb | ft | ft | lb | lb | ft | ft | lb | lb | |
| 100 | | | | | | | | | | | | | 100 |
| 105 | | | | | | | | | | | | | 105 |
| 110 | | | | | | | | | | | | | 110 |
| 115 | | | | | | | | | | | | | 115 |
| 120 | | | | | | | | | | | | | 120 |
| 125 | | | | | | | | | | | | | 125 |
| 130 | | | | | | | | | | | | | 130 |
| 135 | | | | | | | | | | | | | 135 |
| 140 | | | | | | | | | | | | | 140 |
| 145 | | | | | | | | | | | | | 145 |
| 150 | | | | | | | | | | | | | 150 |
| 155 | | | | | | | | | | | | | 155 |
| 160 | | | | | | | | | | | | | 160 |
| 165 | | | | | | | | | | | | | 165 |
| 170 | 63.2 | 385.8 | 50,300 | 50,300 | | | | | | | | | 170 |
| 175 | 62.0 | 383.1 | 50,100 | 50,100 | | | | | | | | | 175 |
| 180 | 60.8 | 380.3 | 49,800 | 49,800 | | | | | | | | | 180 |
| 185 | 59.6 | 377.4 | 49,500 | 49,500 | | | | | | | | | 185 |
| 190 | 58.4 | 374.3 | 49,200 | 49,200 | | | | | | | | | 190 |
| 195 | 57.1 | 371.1 | 48,900 | 48,900 | | | | | | | | | 195 |
| 200 | 55.9 | 367.7 | 48,600 | 48,600 | 58.7 | 371.5 | 44,800 | 46,100 | | | | | 200 |
| 205 | 54.6 | 364.2 | 47,700 | 48,200 | 57.5 | 368.3 | 42,900 | 46,000 | | | | | 205 |
| 210 | 53.3 | 360.4 | 45,900 | 47,900 | 56.3 | 364.9 | 41,200 | 45,900 | | | | | 210 |
| 215 | 52.0 | 356.5 | 44,100 | 47,600 | 55.0 | 361.4 | 39,500 | 45,800 | | | | | 215 |
| 220 | 50.6 | 352.5 | 42,300 | 47,300 | 53.7 | 357.8 | 37,900 | 45,700 | | | | | 220 |
| 225 | 49.3 | 348.2 | 40,700 | 47,000 | 52.4 | 353.9 | 36,400 | 45,500 | | | | | 225 |
| 230 | 47.9 | 343.7 | 39,100 | 46,800 | 51.1 | 349.9 | 34,900 | 45,400 | 54.0 | 353.8 | 30,800 | 42,300 | 230 |
| 235 | 46.4 | 338.9 | 37,600 | 46,500 | 49.7 | 345.7 | 33,500 | 45,200 | 52.7 | 350.0 | 29,500 | 42,400 | 235 |
| 240 | 45.0 | 333.9 | 36,200 | 46,200 | 48.3 | 341.2 | 32,100 | 45,100 | 51.4 | 346.0 | 28,200 | 42,500 | 240 |
| 245 | 43.5 | 328.7 | 34,800 | 45,600 | 46.9 | 336.6 | 30,800 | 44,900 | 50.0 | 341.9 | 27,000 | 42,500 | 245 |
| 250 | 41.9 | 323.2 | 33,500 | 45,000 | 45.4 | 331.7 | 29,600 | 44,700 | 48.6 | 337.5 | 25,800 | 42,600 | 250 |
| 255 | 40.3 | 317.3 | 32,200 | 44,400 | 43.9 | 326.5 | 28,400 | 44,600 | 47.2 | 332.9 | 24,700 | 42,100 | 255 |
| 260 | 38.7 | 311.1 | 31,000 | 42,900 | 42.4 | 321.1 | 27,300 | 43,600 | 45.8 | 328.0 | 23,600 | 40,800 | 260 |
| 265 | 36.9 | 304.5 | 29,800 | 41,300 | 40.8 | 315.3 | 26,200 | 42,300 | 44.3 | 322.9 | 22,600 | 39,600 | 265 |
| 270 | 35.1 | 297.5 | 28,700 | 39,500 | 39.2 | 309.2 | 25,100 | 41,000 | 42.8 | 317.5 | 21,600 | 38,400 | 270 |
| 280 | 31.3 | 281.9 | 26,500 | 35,900 | 35.7 | 295.9 | 23,100 | 38,700 | 39.6 | 305.9 | 19,700 | 36,100 | 280 |
| 290 | 26.9 | 263.5 | 24,500 | 32,600 | 31.9 | 280.6 | 21,200 | 36,400 | 36.1 | 292.7 | 18,000 | 34,000 | 290 |
| 300 | 21.8 | 240.8 | 22,600 | 29,400 | 27.6 | 262.7 | 19,400 | 33,600 | 32.4 | 277.7 | 16,300 | 32,000 | 300 |
| 310 | 15.0 | 209.6 | 20,700 | 26,500 | 22.6 | 240.8 | 17,700 | 30,400 | 28.2 | 260.1 | 14,700 | 30,100 | 310 |
| 320 | | | | | 16.2 | 211.5 | 16,100 | 27,500 | 23.3 | 238.8 | 13,200 | 28,400 | 320 |
| 330 | | | | | 2.6 | 146.9 | 14,400 | 24,600 | 17.1 | 210.7 | 11,800 | 26,700 | 330 |
| 340 | | | | | | | | | 6.2 | 159.5 | 10,300 | 25,000 | 340 |

MLC300 VPC-MAX S-1

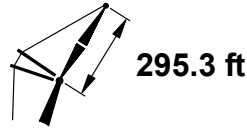
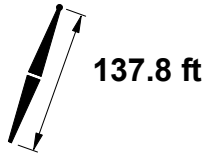
ASME B30.5



| ft | 85° | | | | 83° | | | | 80° | | | | ft |
|-----|------|-------|--------|--------|------|-------|--------|--------|------|-------|--------|--------|-----|
| | ft | lb | lb | lb | ft | lb | lb | lb | ft | lb | lb | lb | |
| 105 | 73.7 | 428.3 | 50,400 | 50,400 | | | | | | | | | 105 |
| 110 | 72.6 | 426.7 | 49,800 | 49,800 | | | | | | | | | 110 |
| 115 | 71.6 | 425.0 | 49,100 | 49,100 | | | | | | | | | 115 |
| 120 | 70.6 | 423.3 | 48,500 | 48,500 | 71.6 | 424.4 | 48,500 | 48,500 | | | | | 120 |
| 125 | 69.6 | 421.4 | 47,900 | 47,900 | 70.6 | 422.6 | 47,900 | 47,900 | | | | | 125 |
| 130 | 68.5 | 419.4 | 47,300 | 47,300 | 69.5 | 420.8 | 47,400 | 47,400 | | | | | 130 |
| 135 | 67.5 | 417.4 | 46,700 | 46,700 | 68.5 | 418.8 | 46,800 | 46,800 | | | | | 135 |
| 140 | 66.4 | 415.2 | 46,000 | 46,000 | 67.4 | 416.7 | 46,200 | 46,200 | 68.9 | 418.5 | 45,900 | 45,900 | 140 |
| 145 | 65.3 | 412.9 | 45,500 | 45,500 | 66.4 | 414.5 | 45,700 | 45,700 | 67.9 | 416.5 | 45,400 | 45,400 | 145 |
| 150 | 64.3 | 410.5 | 44,900 | 44,900 | 65.3 | 412.2 | 45,100 | 45,100 | 66.8 | 414.3 | 45,000 | 45,000 | 150 |
| 155 | 63.2 | 407.9 | 44,300 | 44,300 | 64.2 | 409.8 | 44,600 | 44,600 | 65.8 | 412.1 | 44,500 | 44,500 | 155 |
| 160 | 62.1 | 405.3 | 43,800 | 43,800 | 63.1 | 407.3 | 44,000 | 44,000 | 64.7 | 409.7 | 44,000 | 44,000 | 160 |
| 165 | 61.0 | 402.5 | 43,200 | 43,200 | 62.0 | 404.6 | 43,500 | 43,500 | 63.6 | 407.2 | 43,500 | 43,500 | 165 |
| 170 | 59.8 | 399.6 | 42,700 | 42,700 | 60.9 | 401.8 | 43,000 | 43,000 | 62.5 | 404.6 | 43,100 | 43,100 | 170 |
| 175 | 58.7 | 396.6 | 42,200 | 42,200 | 59.8 | 398.9 | 42,500 | 42,500 | 61.4 | 401.9 | 42,600 | 42,600 | 175 |
| 180 | 57.6 | 393.4 | 41,700 | 41,700 | 58.7 | 395.9 | 42,000 | 42,000 | 60.3 | 399.0 | 42,200 | 42,200 | 180 |
| 185 | 56.4 | 390.1 | 41,200 | 41,200 | 57.5 | 392.7 | 41,500 | 41,500 | 59.2 | 396.1 | 41,700 | 41,700 | 185 |
| 190 | 55.2 | 386.6 | 40,700 | 40,700 | 56.3 | 389.4 | 41,100 | 41,100 | 58.0 | 392.9 | 41,300 | 41,300 | 190 |
| 195 | 54.0 | 383.0 | 40,300 | 40,300 | 55.2 | 385.9 | 40,600 | 40,600 | 56.9 | 389.7 | 40,900 | 40,900 | 195 |
| 200 | 52.8 | 379.2 | 39,900 | 39,900 | 54.0 | 382.3 | 40,200 | 40,200 | 55.7 | 386.3 | 40,400 | 40,400 | 200 |
| 205 | 51.6 | 375.2 | 39,400 | 39,400 | 52.7 | 378.5 | 39,800 | 39,800 | 54.5 | 382.7 | 40,000 | 40,000 | 205 |
| 210 | 50.3 | 371.1 | 39,000 | 39,000 | 51.5 | 374.5 | 39,400 | 39,400 | 53.3 | 379.0 | 39,600 | 39,600 | 210 |
| 215 | 49.0 | 366.8 | 38,700 | 38,700 | 50.3 | 370.4 | 39,000 | 39,000 | 52.1 | 375.1 | 39,200 | 39,200 | 215 |
| 220 | 47.7 | 362.2 | 38,300 | 38,300 | 49.0 | 366.0 | 38,600 | 38,600 | 50.8 | 371.0 | 38,900 | 38,900 | 220 |
| 225 | 46.4 | 357.5 | 37,900 | 37,900 | 47.7 | 361.5 | 38,200 | 38,200 | 49.5 | 366.8 | 38,500 | 38,500 | 225 |
| 230 | 45.0 | 352.5 | 37,600 | 37,600 | 46.3 | 356.7 | 37,900 | 37,900 | 48.2 | 362.3 | 38,200 | 38,200 | 230 |
| 235 | 43.6 | 347.3 | 37,300 | 37,300 | 44.9 | 351.7 | 37,600 | 37,600 | 46.9 | 357.7 | 37,800 | 37,800 | 235 |
| 240 | 42.1 | 341.8 | 37,000 | 37,000 | 43.5 | 346.5 | 37,300 | 37,300 | 45.6 | 352.8 | 37,500 | 37,500 | 240 |
| 245 | 40.7 | 336.0 | 36,600 | 36,600 | 42.1 | 341.0 | 37,000 | 37,000 | 44.2 | 347.7 | 37,200 | 37,200 | 245 |
| 250 | 39.1 | 329.9 | 36,200 | 36,200 | 40.6 | 335.2 | 36,700 | 36,700 | 42.7 | 342.3 | 36,000 | 36,900 | 250 |
| 255 | 37.6 | 323.5 | 35,300 | 35,300 | 39.1 | 329.1 | 36,300 | 36,300 | 41.3 | 336.6 | 34,600 | 36,600 | 255 |
| 260 | 35.9 | 316.6 | 33,900 | 33,900 | 37.5 | 322.6 | 35,400 | 35,400 | 39.8 | 330.6 | 33,300 | 36,400 | 260 |
| 265 | 34.2 | 309.3 | 32,600 | 32,600 | 35.9 | 315.8 | 34,000 | 34,000 | 38.2 | 324.3 | 32,100 | 36,100 | 265 |
| 270 | 32.4 | 301.6 | 31,400 | 31,400 | 34.1 | 308.5 | 32,700 | 32,700 | 36.6 | 317.7 | 30,900 | 34,800 | 270 |
| 280 | 28.5 | 284.2 | 28,900 | 28,900 | 30.4 | 292.3 | 30,200 | 30,200 | 33.1 | 303.0 | 28,600 | 32,100 | 280 |
| 290 | 24.0 | 263.4 | 25,500 | 25,500 | 26.3 | 273.4 | 27,700 | 27,700 | 29.3 | 286.2 | 26,500 | 29,600 | 290 |
| 300 | 18.6 | 237.0 | 21,900 | 21,900 | 21.4 | 250.1 | 24,600 | 24,600 | 25.0 | 266.2 | 24,400 | 27,200 | 300 |
| 310 | 10.5 | 196.9 | 16,400 | 16,400 | 15.0 | 218.6 | 20,900 | 20,900 | 19.8 | 241.3 | 22,500 | 24,300 | 310 |
| 320 | | | | | | | | | 12.6 | 205.5 | 20,700 | 21,000 | 320 |
| 330 | | | | | | | | | | | | | 330 |
| 340 | | | | | | | | | | | | | 340 |
| 350 | | | | | | | | | | | | | 350 |
| 360 | | | | | | | | | | | | | 360 |

MLC300 VPC-MAX S-1

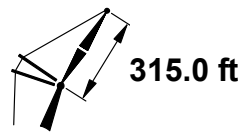
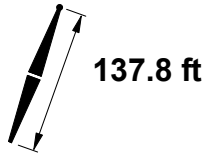
ASME B30.5



| ft | 75° | | | | 70° | | | | 65° | | | | ft |
|-----|------|-------|--------|--------|------|-------|--------|--------|------|-------|--------|--------|-----|
| | ft | ft | lb | lb | ft | ft | lb | lb | ft | ft | lb | lb | |
| 105 | | | | | | | | | | | | | 105 |
| 110 | | | | | | | | | | | | | 110 |
| 115 | | | | | | | | | | | | | 115 |
| 120 | | | | | | | | | | | | | 120 |
| 125 | | | | | | | | | | | | | 125 |
| 130 | | | | | | | | | | | | | 130 |
| 135 | | | | | | | | | | | | | 135 |
| 140 | | | | | | | | | | | | | 140 |
| 145 | | | | | | | | | | | | | 145 |
| 150 | | | | | | | | | | | | | 150 |
| 155 | | | | | | | | | | | | | 155 |
| 160 | | | | | | | | | | | | | 160 |
| 165 | | | | | | | | | | | | | 165 |
| 170 | | | | | | | | | | | | | 170 |
| 175 | 64.0 | 405.3 | 41,500 | 41,500 | | | | | | | | | 175 |
| 180 | 62.9 | 402.8 | 41,200 | 41,200 | | | | | | | | | 180 |
| 185 | 61.8 | 400.1 | 40,900 | 40,900 | | | | | | | | | 185 |
| 190 | 60.7 | 397.3 | 40,600 | 40,600 | | | | | | | | | 190 |
| 195 | 59.6 | 394.4 | 40,300 | 40,300 | | | | | | | | | 195 |
| 200 | 58.4 | 391.3 | 40,100 | 40,100 | | | | | | | | | 200 |
| 205 | 57.3 | 388.1 | 39,600 | 39,600 | | | | | | | | | 205 |
| 210 | 56.1 | 384.7 | 39,300 | 39,300 | 58.8 | 388.4 | 37,600 | 37,600 | | | | | 210 |
| 215 | 54.9 | 381.2 | 39,000 | 39,000 | 57.6 | 385.3 | 37,400 | 37,400 | | | | | 215 |
| 220 | 53.7 | 377.6 | 38,600 | 38,600 | 56.5 | 381.9 | 36,200 | 37,300 | | | | | 220 |
| 225 | 52.5 | 373.7 | 38,300 | 38,300 | 55.3 | 378.5 | 34,600 | 37,100 | | | | | 225 |
| 230 | 51.3 | 369.7 | 37,500 | 38,000 | 54.1 | 374.9 | 33,200 | 36,900 | | | | | 230 |
| 235 | 50.0 | 365.5 | 36,000 | 37,000 | 52.9 | 371.1 | 31,800 | 36,700 | | | | | 235 |
| 240 | 48.7 | 361.2 | 34,600 | 37,400 | 51.6 | 367.1 | 30,500 | 36,500 | | | | | 240 |
| 245 | 47.4 | 356.6 | 33,200 | 37,100 | 50.4 | 363.0 | 29,200 | 36,300 | 53.2 | 367.2 | 25,200 | 34,400 | 245 |
| 250 | 46.1 | 351.8 | 31,900 | 36,900 | 49.1 | 358.7 | 27,900 | 36,200 | 51.9 | 363.3 | 24,100 | 34,300 | 250 |
| 255 | 44.7 | 346.8 | 30,700 | 36,600 | 47.8 | 354.2 | 26,800 | 36,000 | 50.7 | 359.2 | 23,000 | 34,300 | 255 |
| 260 | 43.3 | 341.5 | 29,400 | 36,400 | 46.5 | 349.5 | 25,600 | 35,800 | 49.4 | 354.9 | 21,900 | 34,300 | 260 |
| 265 | 41.8 | 335.9 | 28,300 | 36,100 | 45.1 | 344.5 | 24,500 | 35,600 | 48.1 | 350.4 | 20,900 | 34,200 | 265 |
| 270 | 40.3 | 330.1 | 27,100 | 35,900 | 43.7 | 339.3 | 23,500 | 35,400 | 46.8 | 345.8 | 19,900 | 34,200 | 270 |
| 280 | 37.2 | 317.3 | 25,000 | 35,500 | 40.8 | 328.1 | 21,500 | 35,100 | 44.0 | 335.7 | 18,000 | 34,000 | 280 |
| 290 | 33.8 | 303.0 | 23,000 | 32,800 | 37.7 | 315.6 | 19,600 | 34,800 | 41.1 | 324.6 | 16,300 | 32,800 | 290 |
| 300 | 30.1 | 286.6 | 21,100 | 30,200 | 34.3 | 301.5 | 17,900 | 33,200 | 38.0 | 312.3 | 14,700 | 30,800 | 300 |
| 310 | 25.8 | 267.3 | 19,400 | 27,800 | 30.7 | 285.5 | 16,200 | 30,700 | 34.7 | 298.4 | 13,100 | 29,000 | 310 |
| 320 | 20.8 | 243.5 | 17,700 | 25,400 | 26.5 | 266.7 | 14,600 | 28,200 | 31.1 | 282.7 | 11,700 | 27,200 | 320 |
| 330 | 14.2 | 210.7 | 16,100 | 22,600 | 21.7 | 243.8 | 13,200 | 26,000 | 27.0 | 264.3 | 10,300 | 25,600 | 330 |
| 340 | | | | | 15.4 | 213.0 | 11,700 | 23,500 | 22.3 | 241.9 | | 24,100 | 340 |
| 350 | | | | | | | | | 16.2 | 212.4 | | 22,600 | 350 |
| 360 | | | | | | | | | 5.3 | 156.9 | | 21,100 | 360 |

MLC300 VPC-MAX S-1

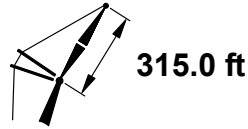
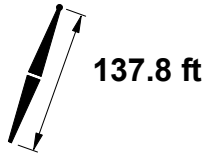
ASME B30.5



| ft | 85° | | | | 83° | | | | 80° | | | | ft |
|-----|------|-------|--------|--------|------|-------|--------|--------|------|-------|--------|--------|-----|
| | ft | lb | lb | lb | ft | lb | lb | lb | ft | lb | lb | lb | |
| 110 | 73.8 | 447.3 | 42,000 | 42,000 | | | | | | | | | 110 |
| 115 | 72.8 | 445.8 | 41,400 | 41,400 | | | | | | | | | 115 |
| 120 | 71.8 | 444.1 | 40,800 | 40,800 | | | | | | | | | 120 |
| 125 | 70.9 | 442.4 | 40,100 | 40,100 | 71.8 | 443.5 | 40,300 | 40,300 | | | | | 125 |
| 130 | 69.9 | 440.6 | 39,500 | 39,500 | 70.9 | 441.8 | 39,700 | 39,700 | | | | | 130 |
| 135 | 68.9 | 438.6 | 39,000 | 39,000 | 69.9 | 439.9 | 39,200 | 39,200 | | | | | 135 |
| 140 | 68.0 | 436.6 | 38,400 | 38,400 | 68.9 | 438.0 | 38,600 | 38,600 | | | | | 140 |
| 145 | 67.0 | 434.5 | 37,800 | 37,800 | 67.9 | 436.0 | 38,100 | 38,100 | | | | | 145 |
| 150 | 66.0 | 432.3 | 37,200 | 37,200 | 66.9 | 433.8 | 37,500 | 37,500 | 68.4 | 435.7 | 37,500 | 37,500 | 150 |
| 155 | 65.0 | 429.9 | 36,700 | 36,700 | 65.9 | 431.6 | 37,000 | 37,000 | 67.4 | 433.6 | 37,000 | 37,000 | 155 |
| 160 | 64.0 | 427.5 | 36,200 | 36,200 | 64.9 | 429.3 | 36,500 | 36,500 | 66.4 | 431.4 | 36,600 | 36,600 | 160 |
| 165 | 62.9 | 424.9 | 35,600 | 35,600 | 63.9 | 426.8 | 36,000 | 36,000 | 65.4 | 429.1 | 36,100 | 36,100 | 165 |
| 170 | 61.9 | 422.3 | 35,100 | 35,100 | 62.9 | 424.3 | 35,500 | 35,500 | 64.4 | 426.7 | 35,600 | 35,600 | 170 |
| 175 | 60.9 | 419.5 | 34,700 | 34,700 | 61.9 | 421.6 | 35,000 | 35,000 | 63.4 | 424.2 | 35,200 | 35,200 | 175 |
| 180 | 59.8 | 416.6 | 34,200 | 34,200 | 60.8 | 418.8 | 34,500 | 34,500 | 62.3 | 421.6 | 34,700 | 34,700 | 180 |
| 185 | 58.8 | 413.5 | 33,700 | 33,700 | 59.8 | 415.9 | 34,000 | 34,000 | 61.3 | 418.8 | 34,300 | 34,300 | 185 |
| 190 | 57.7 | 410.4 | 33,300 | 33,300 | 58.7 | 412.8 | 33,600 | 33,600 | 60.2 | 416.0 | 33,800 | 33,800 | 190 |
| 195 | 56.6 | 407.1 | 32,800 | 32,800 | 57.6 | 409.7 | 33,100 | 33,100 | 59.2 | 413.0 | 33,400 | 33,400 | 195 |
| 200 | 55.5 | 403.6 | 32,400 | 32,400 | 56.5 | 406.4 | 32,700 | 32,700 | 58.1 | 409.9 | 33,000 | 33,000 | 200 |
| 205 | 54.4 | 400.1 | 32,000 | 32,000 | 55.4 | 402.9 | 32,300 | 32,300 | 57.0 | 406.7 | 32,500 | 32,500 | 205 |
| 210 | 53.2 | 396.3 | 31,600 | 31,600 | 54.3 | 399.4 | 31,900 | 31,900 | 55.9 | 403.3 | 32,100 | 32,100 | 210 |
| 215 | 52.1 | 392.4 | 31,200 | 31,200 | 53.2 | 395.6 | 31,500 | 31,500 | 54.8 | 399.8 | 31,800 | 31,800 | 215 |
| 220 | 50.9 | 388.4 | 30,800 | 30,800 | 52.0 | 391.7 | 31,100 | 31,100 | 53.7 | 396.1 | 31,400 | 31,400 | 220 |
| 225 | 49.7 | 384.2 | 30,500 | 30,500 | 50.9 | 387.7 | 30,700 | 30,700 | 52.5 | 392.3 | 31,000 | 31,000 | 225 |
| 230 | 48.5 | 379.8 | 30,100 | 30,100 | 49.7 | 383.4 | 30,400 | 30,400 | 51.4 | 388.3 | 30,700 | 30,700 | 230 |
| 235 | 47.3 | 375.1 | 29,800 | 29,800 | 48.5 | 379.0 | 30,100 | 30,100 | 50.2 | 384.1 | 30,300 | 30,300 | 235 |
| 240 | 46.0 | 370.3 | 29,500 | 29,500 | 47.2 | 374.4 | 29,700 | 29,700 | 49.0 | 379.8 | 30,000 | 30,000 | 240 |
| 245 | 44.7 | 365.3 | 29,200 | 29,200 | 46.0 | 369.6 | 29,400 | 29,400 | 47.8 | 375.3 | 29,700 | 29,700 | 245 |
| 250 | 43.4 | 360.0 | 28,900 | 28,900 | 44.7 | 364.6 | 29,100 | 29,100 | 46.5 | 370.5 | 29,400 | 29,400 | 250 |
| 255 | 42.0 | 354.5 | 28,600 | 28,600 | 43.3 | 359.3 | 28,800 | 28,800 | 45.2 | 365.6 | 29,100 | 29,100 | 255 |
| 260 | 40.6 | 348.7 | 28,400 | 28,400 | 42.0 | 353.8 | 28,600 | 28,600 | 43.9 | 360.4 | 28,800 | 28,800 | 260 |
| 265 | 39.2 | 342.7 | 28,100 | 28,100 | 40.6 | 348.0 | 28,300 | 28,300 | 42.6 | 355.0 | 28,500 | 28,500 | 265 |
| 270 | 37.7 | 336.3 | 27,900 | 27,900 | 39.2 | 341.9 | 28,100 | 28,100 | 41.2 | 349.4 | 28,300 | 28,300 | 270 |
| 280 | 34.6 | 322.3 | 27,500 | 27,500 | 36.2 | 328.7 | 27,600 | 27,600 | 38.3 | 337.1 | 27,300 | 27,800 | 280 |
| 290 | 31.2 | 306.6 | 24,100 | 24,100 | 32.9 | 313.8 | 26,700 | 26,700 | 35.3 | 323.5 | 25,200 | 27,400 | 290 |
| 300 | 27.4 | 288.4 | 18,900 | 18,900 | 29.3 | 296.9 | 22,700 | 22,700 | 31.9 | 308.2 | 23,200 | 26,200 | 300 |
| 310 | 23.1 | 266.7 | 14,200 | 14,200 | 25.3 | 277.1 | 17,300 | 17,300 | 28.2 | 290.5 | 21,400 | 23,000 | 310 |
| 320 | 17.8 | 239.1 | 10,000 | 10,000 | 20.5 | 252.8 | 12,600 | 12,600 | 24.0 | 269.7 | 17,200 | 17,200 | 320 |
| 330 | | | | | | | | | 19.0 | 243.6 | 12,300 | 12,300 | 330 |
| 340 | | | | | | | | | | | | | 340 |
| 350 | | | | | | | | | | | | | 350 |
| 360 | | | | | | | | | | | | | 360 |
| 370 | | | | | | | | | | | | | 370 |

MLC300 VPC-MAX S-1

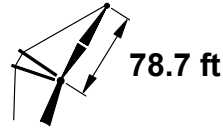
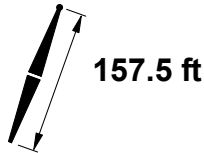
ASME B30.5



| ft | 75° | | | | 70° | | | | 65° | | | | ft |
|-----|------|-------|--------|--------|------|-------|--------|--------|------|-------|--------|--------|-----|
| | ft | ft | lb | lb | ft | ft | lb | lb | ft | ft | lb | lb | |
| 110 | | | | | | | | | | | | | 110 |
| 115 | | | | | | | | | | | | | 115 |
| 120 | | | | | | | | | | | | | 120 |
| 125 | | | | | | | | | | | | | 125 |
| 130 | | | | | | | | | | | | | 130 |
| 135 | | | | | | | | | | | | | 135 |
| 140 | | | | | | | | | | | | | 140 |
| 145 | | | | | | | | | | | | | 145 |
| 150 | | | | | | | | | | | | | 150 |
| 155 | | | | | | | | | | | | | 155 |
| 160 | | | | | | | | | | | | | 160 |
| 165 | | | | | | | | | | | | | 165 |
| 170 | | | | | | | | | | | | | 170 |
| 175 | | | | | | | | | | | | | 175 |
| 180 | | | | | | | | | | | | | 180 |
| 185 | 63.7 | 422.3 | 33,700 | 33,700 | | | | | | | | | 185 |
| 190 | 62.7 | 419.8 | 33,400 | 33,400 | | | | | | | | | 190 |
| 195 | 61.7 | 417.1 | 33,000 | 33,000 | | | | | | | | | 195 |
| 200 | 60.6 | 414.2 | 32,700 | 32,700 | | | | | | | | | 200 |
| 205 | 59.6 | 411.3 | 32,400 | 32,400 | | | | | | | | | 205 |
| 210 | 58.5 | 408.2 | 32,000 | 32,000 | | | | | | | | | 210 |
| 215 | 57.4 | 405.1 | 31,700 | 31,700 | | | | | | | | | 215 |
| 220 | 56.3 | 401.7 | 31,400 | 31,400 | 58.8 | 405.4 | 30,400 | 30,400 | | | | | 220 |
| 225 | 55.2 | 398.3 | 31,000 | 31,000 | 57.8 | 402.2 | 30,200 | 30,200 | | | | | 225 |
| 230 | 54.1 | 394.6 | 30,700 | 30,700 | 56.7 | 398.9 | 30,000 | 30,000 | | | | | 230 |
| 235 | 53.0 | 390.9 | 30,400 | 30,400 | 55.6 | 395.5 | 29,700 | 29,700 | | | | | 235 |
| 240 | 51.8 | 387.0 | 30,100 | 30,100 | 54.4 | 391.9 | 29,000 | 29,500 | | | | | 240 |
| 245 | 50.6 | 382.9 | 29,800 | 29,800 | 53.3 | 388.2 | 27,800 | 29,300 | | | | | 245 |
| 250 | 49.4 | 378.6 | 29,500 | 29,500 | 52.2 | 384.4 | 26,500 | 29,100 | | | | | 250 |
| 255 | 48.2 | 374.1 | 29,300 | 29,300 | 51.0 | 380.3 | 25,400 | 28,900 | 53.6 | 384.3 | 21,500 | 27,600 | 255 |
| 260 | 47.0 | 369.5 | 28,100 | 29,000 | 49.8 | 376.1 | 24,200 | 28,700 | 52.4 | 380.5 | 20,500 | 27,500 | 260 |
| 265 | 45.7 | 364.6 | 26,900 | 28,700 | 48.6 | 371.7 | 23,100 | 28,500 | 51.3 | 376.5 | 19,400 | 27,400 | 265 |
| 270 | 44.4 | 359.6 | 25,800 | 28,500 | 47.4 | 367.1 | 22,100 | 28,200 | 50.1 | 372.3 | 18,500 | 27,300 | 270 |
| 280 | 41.7 | 348.7 | 23,700 | 28,000 | 44.8 | 357.3 | 20,100 | 27,800 | 47.6 | 363.4 | 16,600 | 27,100 | 280 |
| 290 | 38.9 | 336.7 | 21,700 | 27,600 | 42.1 | 346.6 | 18,200 | 27,400 | 45.1 | 353.7 | 14,900 | 26,800 | 290 |
| 300 | 35.8 | 323.3 | 19,800 | 27,200 | 39.3 | 334.8 | 16,500 | 27,100 | 42.5 | 343.1 | 13,300 | 26,600 | 300 |
| 310 | 32.6 | 308.3 | 18,100 | 26,700 | 36.3 | 321.6 | 14,900 | 26,800 | 39.7 | 331.4 | 11,800 | 26,400 | 310 |
| 320 | 29.0 | 291.1 | 16,500 | 24,500 | 33.1 | 306.9 | 13,400 | 26,500 | 36.7 | 318.4 | 10,300 | 26,200 | 320 |
| 330 | 24.9 | 271.0 | 14,900 | 20,600 | 29.5 | 290.1 | 11,900 | 24,900 | 33.5 | 303.9 | | 24,600 | 330 |
| 340 | 20.0 | 246.1 | 13,400 | 14,700 | 25.5 | 270.5 | 10,500 | 22,800 | 30.0 | 287.4 | | 23,100 | 340 |
| 350 | 13.5 | 211.7 | 10,100 | 10,100 | 20.8 | 246.5 | | 17,300 | 26.0 | 268.2 | | 21,700 | 350 |
| 360 | | | | | 14.7 | 214.3 | | 12,000 | 21.4 | 244.8 | | 19,700 | 360 |
| 370 | | | | | | | | | 15.5 | 213.9 | | 13,800 | 370 |

MLC300 VPC-MAX S-1

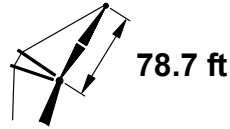
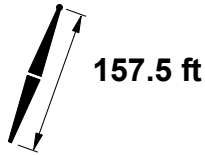
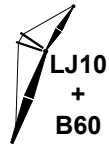
ASME B30.5



| ft | 85° | | | | 83° | | | | 80° | | | | ft |
|-----|------|-------|-----------|-----------|------|-------|-----------|-----------|------|-------|-----------|-----------|-----|
| | ft | lb | lb | lb | ft | lb | lb | lb | ft | lb | lb | lb | |
| 50 | 70.4 | 238.6 | 306,700 c | 306,700 c | | | | | | | | | 50 |
| 55 | 66.4 | 236.4 | 280,000 b | 280,000 b | 70.8 | 238.1 | 311,200 c | 311,200 c | | | | | 55 |
| 60 | 62.3 | 233.7 | 251,000 b | 251,000 b | 66.8 | 236.0 | 291,300 b | 297,300 b | | | | | 60 |
| 65 | 58.0 | 230.6 | 227,900 | 227,900 | 62.7 | 233.4 | 263,400 b | 279,200 b | | | | | 65 |
| 70 | 53.5 | 227.0 | 209,100 | 209,100 | 58.5 | 230.3 | 239,800 | 251,000 | 65.4 | 233.8 | 232,600 b | 290,000 b | 70 |
| 75 | 48.7 | 222.6 | 193,400 | 193,400 | 54.0 | 226.7 | 219,900 | 228,700 | 61.2 | 231.0 | 213,300 b | 266,100 b | 75 |
| 80 | 43.4 | 217.4 | 180,300 | 180,300 | 49.2 | 222.5 | 202,800 | 210,400 | 56.9 | 227.8 | 196,800 | 245,700 | 80 |
| 85 | 37.6 | 211.2 | 169,400 | 169,400 | 44.0 | 217.4 | 188,100 | 195,200 | 52.3 | 223.9 | 182,500 | 228,100 | 85 |
| 90 | 30.8 | 203.2 | 160,400 | 160,400 | 38.2 | 211.2 | 175,100 | 182,500 | 47.4 | 219.4 | 170,000 | 212,700 | 90 |
| 95 | 21.9 | 192.1 | 153,700 | 153,700 | 31.5 | 203.5 | 163,700 | 172,000 | 42.0 | 214.0 | 158,900 | 199,100 | 95 |
| 100 | | | | | 23.0 | 192.8 | 153,500 | 163,800 | 36.0 | 207.3 | 149,100 | 187,000 | 100 |
| 105 | | | | | 6.0 | 170.2 | 138,700 | 138,700 | 28.8 | 198.8 | 140,200 | 176,100 | 105 |
| 110 | | | | | | | | | 19.0 | 186.3 | 132,100 | 166,200 | 110 |
| 115 | | | | | | | | | | | | | 115 |
| 120 | | | | | | | | | | | | | 120 |
| 125 | | | | | | | | | | | | | 125 |
| 130 | | | | | | | | | | | | | 130 |
| 135 | | | | | | | | | | | | | 135 |
| 140 | | | | | | | | | | | | | 140 |
| 145 | | | | | | | | | | | | | 145 |
| 150 | | | | | | | | | | | | | 150 |

MLC300 VPC-MAX S-1

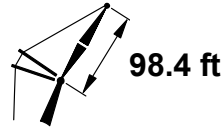
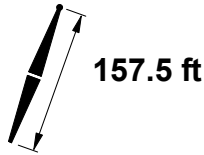
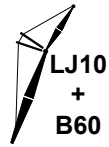
ASME B30.5



| ft | 75° | | | | 70° | | | | 65° | | | | ft |
|-----|------|-------|---------|---------|------|-------|---------|---------|------|-------|--------|---------|-----|
| | ft | ft | lb | lb | ft | ft | lb | lb | ft | ft | lb | lb | |
| 50 | | | | | | | | | | | | | 50 |
| 55 | | | | | | | | | | | | | 55 |
| 60 | | | | | | | | | | | | | 60 |
| 65 | | | | | | | | | | | | | 65 |
| 70 | | | | | | | | | | | | | 70 |
| 75 | | | | | | | | | | | | | 75 |
| 80 | | | | | | | | | | | | | 80 |
| 85 | | | | | | | | | | | | | 85 |
| 90 | 59.9 | 226.9 | 161,300 | 204,000 | | | | | | | | | 90 |
| 95 | 55.5 | 223.5 | 150,800 | 191,000 | | | | | | | | | 95 |
| 100 | 50.9 | 219.5 | 141,500 | 179,400 | | | | | | | | | 100 |
| 105 | 45.8 | 214.7 | 133,200 | 169,000 | 58.4 | 221.4 | 126,000 | 161,900 | | | | | 105 |
| 110 | 40.3 | 209.0 | 125,700 | 159,700 | 53.9 | 217.8 | 118,900 | 153,000 | | | | | 110 |
| 115 | 34.0 | 201.8 | 118,800 | 151,200 | 49.1 | 213.5 | 112,500 | 144,900 | | | | | 115 |
| 120 | 26.2 | 192.5 | 112,500 | 143,400 | 43.9 | 208.4 | 106,600 | 137,500 | | | | | 120 |
| 125 | 14.7 | 177.4 | 106,700 | 136,200 | 38.1 | 202.2 | 101,300 | 130,800 | 51.8 | 210.5 | 95,600 | 125,200 | 125 |
| 130 | | | | | 31.4 | 194.4 | 96,300 | 124,600 | 46.8 | 205.8 | 91,000 | 119,300 | 130 |
| 135 | | | | | 22.7 | 183.7 | 91,600 | 118,800 | 41.4 | 200.3 | 86,700 | 113,800 | 135 |
| 140 | | | | | 4.7 | 159.5 | 87,000 | 113,100 | 35.2 | 193.5 | 82,700 | 108,800 | 140 |
| 145 | | | | | | | | | 27.8 | 184.6 | 78,900 | 104,000 | 145 |
| 150 | | | | | | | | | 17.5 | 171.3 | 75,300 | 99,500 | 150 |

MLC300 VPC-MAX S-1

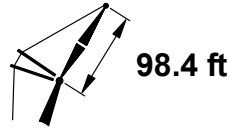
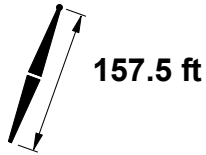
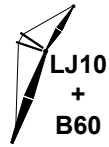
ASME B30.5



| ft | 85° | | | | 83° | | | | 80° | | | | ft |
|-----|------|-------|-----------|-----------|------|-------|-----------|-----------|------|-------|-----------|-----------|-----|
| | ft | ft | lb | lb | ft | lb | lb | ft | lb | lb | ft | | |
| 55 | 71.4 | 257.7 | 252,400 b | 252,400 b | | | | | | | | | 55 |
| 60 | 68.2 | 255.7 | 248,900 b | 248,900 b | 71.7 | 257.3 | 253,700 b | 253,700 b | | | | | 60 |
| 65 | 65.0 | 253.4 | 232,800 | 232,800 | 68.6 | 255.3 | 250,500 b | 250,500 b | | | | | 65 |
| 70 | 61.7 | 250.7 | 212,100 | 212,100 | 65.4 | 253.0 | 238,900 | 244,000 | | | | | 70 |
| 75 | 58.3 | 247.6 | 195,000 | 195,000 | 62.1 | 250.3 | 219,100 | 231,100 | 67.4 | 253.2 | 212,200 b | 250,200 b | 75 |
| 80 | 54.8 | 244.1 | 180,800 | 180,800 | 58.7 | 247.3 | 202,100 | 217,100 | 64.2 | 250.7 | 195,800 | 240,900 | 80 |
| 85 | 51.0 | 240.1 | 168,700 | 168,700 | 55.1 | 243.8 | 187,400 | 199,800 | 60.9 | 248.0 | 181,500 | 227,100 | 85 |
| 90 | 47.1 | 235.5 | 158,300 | 158,300 | 51.4 | 239.9 | 174,600 | 185,300 | 57.4 | 244.8 | 169,100 | 211,800 | 90 |
| 95 | 42.8 | 230.2 | 149,400 | 149,400 | 47.5 | 235.3 | 163,200 | 173,000 | 53.8 | 241.1 | 158,100 | 198,300 | 95 |
| 100 | 38.2 | 224.0 | 141,700 | 141,700 | 43.3 | 230.1 | 153,200 | 162,600 | 50.0 | 237.0 | 148,400 | 186,300 | 100 |
| 105 | 33.0 | 216.5 | 135,300 | 135,300 | 38.7 | 224.0 | 144,200 | 153,600 | 46.0 | 232.2 | 139,700 | 175,500 | 105 |
| 110 | 26.8 | 207.2 | 130,000 | 130,000 | 33.5 | 216.7 | 136,100 | 146,000 | 41.7 | 226.7 | 131,800 | 165,900 | 110 |
| 115 | 18.8 | 194.3 | 126,200 | 126,200 | 27.5 | 207.7 | 128,700 | 139,700 | 36.9 | 220.2 | 124,700 | 157,100 | 115 |
| 120 | | | | | 19.7 | 195.3 | 121,900 | 134,800 | 31.5 | 212.4 | 118,200 | 149,100 | 120 |
| 125 | | | | | | | | | 25.0 | 202.4 | 112,200 | 141,800 | 125 |
| 130 | | | | | | | | | 16.0 | 187.8 | 106,700 | 133,800 | 130 |
| 135 | | | | | | | | | | | | | 135 |
| 140 | | | | | | | | | | | | | 140 |
| 145 | | | | | | | | | | | | | 145 |
| 150 | | | | | | | | | | | | | 150 |
| 155 | | | | | | | | | | | | | 155 |
| 160 | | | | | | | | | | | | | 160 |
| 165 | | | | | | | | | | | | | 165 |
| 170 | | | | | | | | | | | | | 170 |

MLC300 VPC-MAX S-1


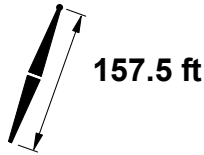
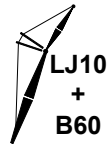
ASME B30.5



| ft | 75° | | | | 70° | | | | 65° | | | | ft |
|-----|------|-------|---------|---------|------|-------|---------|---------|------|-------|--------|---------|-----|
| | ft | ft | lb | lb | ft | ft | lb | lb | ft | ft | lb | lb | |
| 55 | | | | | | | | | | | | | 55 |
| 60 | | | | | | | | | | | | | 60 |
| 65 | | | | | | | | | | | | | 65 |
| 70 | | | | | | | | | | | | | 70 |
| 75 | | | | | | | | | | | | | 75 |
| 80 | | | | | | | | | | | | | 80 |
| 85 | | | | | | | | | | | | | 85 |
| 90 | | | | | | | | | | | | | 90 |
| 95 | 63.2 | 246.8 | 149,600 | 189,800 | | | | | | | | | 95 |
| 100 | 59.9 | 243.9 | 140,400 | 178,300 | | | | | | | | | 100 |
| 105 | 56.4 | 240.6 | 132,100 | 168,000 | | | | | | | | | 105 |
| 110 | 52.7 | 236.8 | 124,700 | 158,700 | | | | | | | | | 110 |
| 115 | 48.9 | 232.5 | 118,000 | 150,400 | 58.6 | 238.4 | 111,300 | 143,700 | | | | | 115 |
| 120 | 44.8 | 227.5 | 111,800 | 142,700 | 55.0 | 234.9 | 105,500 | 136,400 | | | | | 120 |
| 125 | 40.3 | 221.7 | 106,200 | 135,800 | 51.3 | 230.9 | 100,200 | 129,700 | | | | | 125 |
| 130 | 35.4 | 214.9 | 101,100 | 129,400 | 47.4 | 226.4 | 95,300 | 123,600 | | | | | 130 |
| 135 | 29.7 | 206.5 | 96,300 | 123,500 | 43.2 | 221.1 | 90,900 | 118,000 | 53.4 | 227.7 | 85,500 | 112,600 | 135 |
| 140 | 22.7 | 195.6 | 91,900 | 118,000 | 38.6 | 215.0 | 86,700 | 112,800 | 49.6 | 223.5 | 81,600 | 107,700 | 140 |
| 145 | 11.9 | 177.8 | 87,600 | 112,700 | 33.4 | 207.7 | 82,900 | 108,000 | 45.5 | 218.6 | 77,900 | 103,100 | 145 |
| 150 | | | | | 27.4 | 198.6 | 79,200 | 103,500 | 41.2 | 213.0 | 74,600 | 98,800 | 150 |
| 155 | | | | | 19.5 | 186.1 | 75,800 | 99,200 | 36.3 | 206.4 | 71,400 | 94,800 | 155 |
| 160 | | | | | | | | | 30.8 | 198.4 | 68,400 | 91,000 | 160 |
| 165 | | | | | | | | | 24.2 | 188.1 | 65,600 | 87,400 | 165 |
| 170 | | | | | | | | | 14.6 | 172.4 | 62,900 | 84,000 | 170 |

MLC300 VPC-MAX S-1

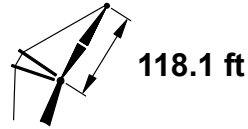
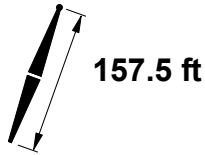
ASME B30.5



| ft | 85° | | | | 83° | | | | 80° | | | | ft |
|-----|------|-------|-----------|-----------|------|-------|---------|---------|------|-------|---------|---------|-----|
| | ft | lb | lb | lb | ft | lb | lb | lb | ft | lb | lb | lb | |
| 60 | 72.0 | 276.8 | 214,900 b | 214,900 b | | | | | | | | | 60 |
| 65 | 69.5 | 275.0 | 204,900 | 204,900 | | | | | | | | | 65 |
| 70 | 66.8 | 272.8 | 195,200 | 195,200 | 69.7 | 274.5 | 207,000 | 207,000 | | | | | 70 |
| 75 | 64.1 | 270.4 | 186,000 | 186,000 | 67.1 | 272.4 | 197,500 | 197,500 | | | | | 75 |
| 80 | 61.4 | 267.6 | 177,300 | 177,300 | 64.4 | 270.0 | 188,400 | 188,400 | 68.8 | 272.4 | 195,000 | 204,000 | 80 |
| 85 | 58.5 | 264.6 | 169,200 | 169,200 | 61.6 | 267.3 | 179,700 | 179,700 | 66.1 | 270.2 | 180,800 | 195,200 | 85 |
| 90 | 55.6 | 261.2 | 159,300 | 159,300 | 58.8 | 264.3 | 171,500 | 171,500 | 63.4 | 267.7 | 168,300 | 186,600 | 90 |
| 95 | 52.5 | 257.4 | 149,600 | 149,600 | 55.9 | 260.9 | 162,700 | 163,800 | 60.6 | 264.9 | 157,400 | 178,300 | 95 |
| 100 | 49.3 | 253.1 | 141,100 | 141,100 | 52.8 | 257.1 | 152,700 | 156,500 | 57.8 | 261.8 | 147,700 | 170,400 | 100 |
| 105 | 46.0 | 248.3 | 133,800 | 133,800 | 49.7 | 252.9 | 143,700 | 149,600 | 54.8 | 258.3 | 139,000 | 162,800 | 105 |
| 110 | 42.4 | 242.9 | 127,300 | 127,300 | 46.3 | 248.2 | 135,700 | 142,800 | 51.7 | 254.3 | 131,200 | 155,700 | 110 |
| 115 | 38.6 | 236.8 | 121,700 | 121,700 | 42.8 | 242.9 | 128,400 | 136,300 | 48.5 | 249.9 | 124,200 | 148,700 | 115 |
| 120 | 34.3 | 229.7 | 116,800 | 116,800 | 39.0 | 236.8 | 121,800 | 130,100 | 45.1 | 245.0 | 117,800 | 141,900 | 120 |
| 125 | 29.6 | 221.2 | 112,600 | 112,600 | 34.8 | 229.8 | 115,700 | 124,300 | 41.5 | 239.4 | 111,900 | 135,400 | 125 |
| 130 | 23.9 | 210.7 | 109,300 | 109,300 | 30.1 | 221.5 | 110,100 | 118,800 | 37.5 | 233.1 | 106,500 | 129,200 | 130 |
| 135 | 16.4 | 196.0 | 102,900 | 102,900 | 24.6 | 211.2 | 105,000 | 113,700 | 33.2 | 225.7 | 101,500 | 123,300 | 135 |
| 140 | | | | | 17.3 | 197.2 | 100,100 | 108,100 | 28.2 | 216.8 | 96,900 | 117,900 | 140 |
| 145 | | | | | | | | | 22.3 | 205.5 | 92,600 | 112,900 | 145 |
| 150 | | | | | | | | | 13.8 | 188.8 | 88,500 | 106,000 | 150 |
| 155 | | | | | | | | | | | | | 155 |
| 160 | | | | | | | | | | | | | 160 |
| 165 | | | | | | | | | | | | | 165 |
| 170 | | | | | | | | | | | | | 170 |
| 175 | | | | | | | | | | | | | 175 |
| 180 | | | | | | | | | | | | | 180 |
| 185 | | | | | | | | | | | | | 185 |
| 190 | | | | | | | | | | | | | 190 |

MLC300 VPC-MAX S-1


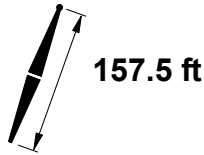
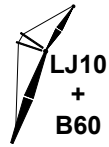
ASME B30.5



| ft | 75° | | | | 70° | | | | 65° | | | | ft |
|-----|------|-------|---------|---------|------|-------|--------|---------|------|-------|--------|--------|-----|
| | ft | ft | lb | lb | ft | ft | lb | lb | ft | ft | lb | lb | |
| 60 | | | | | | | | | | | | | 60 |
| 65 | | | | | | | | | | | | | 65 |
| 70 | | | | | | | | | | | | | 70 |
| 75 | | | | | | | | | | | | | 75 |
| 80 | | | | | | | | | | | | | 80 |
| 85 | | | | | | | | | | | | | 85 |
| 90 | | | | | | | | | | | | | 90 |
| 95 | | | | | | | | | | | | | 95 |
| 100 | | | | | | | | | | | | | 100 |
| 105 | 62.6 | 263.7 | 131,300 | 167,100 | | | | | | | | | 105 |
| 110 | 59.8 | 260.8 | 123,900 | 157,900 | | | | | | | | | 110 |
| 115 | 56.9 | 257.6 | 117,200 | 149,600 | | | | | | | | | 115 |
| 120 | 53.9 | 253.9 | 111,100 | 142,000 | | | | | | | | | 120 |
| 125 | 50.8 | 249.9 | 105,600 | 135,100 | 58.7 | 255.3 | 99,300 | 128,800 | | | | | 125 |
| 130 | 47.5 | 245.4 | 100,500 | 128,800 | 55.8 | 252.0 | 94,500 | 122,800 | | | | | 130 |
| 135 | 44.0 | 240.2 | 95,800 | 122,900 | 52.8 | 248.2 | 90,100 | 117,200 | | | | | 135 |
| 140 | 40.3 | 234.5 | 91,500 | 117,500 | 49.6 | 244.0 | 86,000 | 112,100 | | | | | 140 |
| 145 | 36.3 | 227.8 | 87,400 | 112,500 | 46.3 | 239.2 | 82,200 | 107,300 | | | | | 145 |
| 150 | 31.8 | 220.0 | 83,700 | 107,900 | 42.7 | 233.9 | 78,700 | 102,900 | 51.4 | 240.9 | 73,700 | 97,900 | 150 |
| 155 | 26.6 | 210.5 | 80,200 | 103,500 | 38.9 | 227.8 | 75,400 | 98,700 | 48.1 | 236.4 | 70,600 | 94,000 | 155 |
| 160 | 20.1 | 198.1 | 76,800 | 99,400 | 34.7 | 220.8 | 72,300 | 94,900 | 44.7 | 231.4 | 67,700 | 90,300 | 160 |
| 165 | 9.8 | 177.4 | 73,600 | 95,400 | 30.0 | 212.4 | 69,400 | 91,200 | 41.0 | 225.8 | 64,900 | 86,800 | 165 |
| 170 | | | | | 24.4 | 202.1 | 66,600 | 87,800 | 37.1 | 219.3 | 62,300 | 83,600 | 170 |
| 175 | | | | | 17.1 | 187.9 | 64,000 | 84,500 | 32.7 | 211.7 | 59,800 | 80,500 | 175 |
| 180 | | | | | | | | | 27.6 | 202.6 | 57,400 | 77,600 | 180 |
| 185 | | | | | | | | | 21.5 | 190.9 | 55,100 | 74,800 | 185 |
| 190 | | | | | | | | | 12.4 | 173.0 | 52,900 | 72,100 | 190 |

MLC300 VPC-MAX S-1


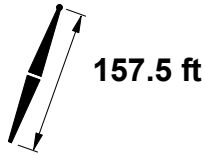
ASME B30.5



| ft | 85° | | | | 83° | | | | 80° | | | | ft |
|-----|------|-------|---------|---------|------|-------|---------|---------|------|-------|---------|---------|-----|
| | ft | lb | lb | lb | ft | lb | lb | lb | ft | lb | lb | lb | |
| 65 | 72.5 | 295.9 | 184,400 | 184,400 | | | | | | | | | 65 |
| 70 | 70.3 | 294.1 | 176,900 | 176,900 | | | | | | | | | 70 |
| 75 | 68.1 | 292.1 | 169,500 | 169,500 | 70.5 | 293.7 | 178,500 | 178,500 | | | | | 75 |
| 80 | 65.8 | 289.9 | 162,400 | 162,400 | 68.3 | 291.7 | 171,300 | 171,300 | | | | | 80 |
| 85 | 63.5 | 287.4 | 155,100 | 155,100 | 66.0 | 289.4 | 164,200 | 164,200 | | | | | 85 |
| 90 | 61.1 | 284.6 | 147,400 | 147,400 | 63.7 | 287.0 | 157,000 | 157,000 | 67.5 | 289.6 | 167,200 | 169,200 | 90 |
| 95 | 58.6 | 281.6 | 140,100 | 140,100 | 61.3 | 284.2 | 149,300 | 149,300 | 65.2 | 287.3 | 156,300 | 162,600 | 95 |
| 100 | 56.1 | 278.2 | 133,300 | 133,300 | 58.9 | 281.2 | 141,900 | 141,900 | 62.9 | 284.7 | 146,600 | 155,200 | 100 |
| 105 | 53.6 | 274.5 | 126,900 | 126,900 | 56.4 | 277.9 | 135,000 | 135,000 | 60.5 | 281.9 | 137,900 | 147,600 | 105 |
| 110 | 50.9 | 270.5 | 120,900 | 120,900 | 53.8 | 274.3 | 128,500 | 128,500 | 58.0 | 278.7 | 130,200 | 140,500 | 110 |
| 115 | 48.1 | 266.0 | 115,200 | 115,200 | 51.2 | 270.3 | 122,400 | 122,400 | 55.5 | 275.3 | 123,100 | 133,700 | 115 |
| 120 | 45.2 | 261.1 | 109,900 | 109,900 | 48.4 | 265.9 | 116,700 | 116,700 | 52.9 | 271.6 | 116,800 | 127,400 | 120 |
| 125 | 42.1 | 255.7 | 104,900 | 104,900 | 45.5 | 261.0 | 111,200 | 111,200 | 50.2 | 267.4 | 110,900 | 121,400 | 125 |
| 130 | 38.8 | 249.6 | 100,100 | 100,100 | 42.4 | 255.6 | 106,100 | 106,100 | 47.4 | 262.9 | 105,600 | 115,700 | 130 |
| 135 | 35.3 | 242.6 | 95,600 | 95,600 | 39.2 | 249.6 | 101,200 | 101,200 | 44.4 | 257.8 | 100,700 | 110,300 | 135 |
| 140 | 31.4 | 234.7 | 91,400 | 91,400 | 35.7 | 242.7 | 96,600 | 96,600 | 41.3 | 252.2 | 96,100 | 105,100 | 140 |
| 145 | 27.0 | 225.3 | 87,500 | 87,500 | 31.8 | 234.9 | 92,300 | 92,300 | 38.0 | 245.9 | 91,900 | 100,400 | 145 |
| 150 | 21.7 | 213.6 | 83,900 | 83,900 | 27.4 | 225.7 | 88,400 | 88,400 | 34.3 | 238.7 | 88,000 | 95,800 | 150 |
| 155 | 14.5 | 197.1 | 80,500 | 80,500 | 22.3 | 214.3 | 84,600 | 84,600 | 30.3 | 230.5 | 84,300 | 91,600 | 155 |
| 160 | | | | | 15.4 | 198.6 | 81,300 | 81,300 | 25.7 | 220.6 | 80,900 | 87,700 | 160 |
| 165 | | | | | | | | | 20.1 | 208.0 | 77,600 | 84,000 | 165 |
| 170 | | | | | | | | | 12.0 | 189.2 | 74,500 | 80,700 | 170 |
| 175 | | | | | | | | | | | | | 175 |
| 180 | | | | | | | | | | | | | 180 |
| 185 | | | | | | | | | | | | | 185 |
| 190 | | | | | | | | | | | | | 190 |
| 195 | | | | | | | | | | | | | 195 |
| 200 | | | | | | | | | | | | | 200 |
| 205 | | | | | | | | | | | | | 205 |
| 210 | | | | | | | | | | | | | 210 |

MLC300 VPC-MAX S-1

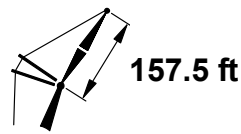
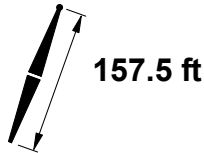
ASME B30.5



| ft | 75° | | | | 70° | | | | 65° | | | | ft |
|-----|------|-------|---------|---------|------|-------|--------|---------|------|-------|--------|--------|-----|
| | ft | ft | lb | lb | ft | ft | lb | lb | ft | ft | lb | lb | |
| 65 | | | | | | | | | | | | | 65 |
| 70 | | | | | | | | | | | | | 70 |
| 75 | | | | | | | | | | | | | 75 |
| 80 | | | | | | | | | | | | | 80 |
| 85 | | | | | | | | | | | | | 85 |
| 90 | | | | | | | | | | | | | 90 |
| 95 | | | | | | | | | | | | | 95 |
| 100 | | | | | | | | | | | | | 100 |
| 105 | | | | | | | | | | | | | 105 |
| 110 | | | | | | | | | | | | | 110 |
| 115 | 62.1 | 280.7 | 115,900 | 148,300 | | | | | | | | | 115 |
| 120 | 59.7 | 277.8 | 109,900 | 140,800 | | | | | | | | | 120 |
| 125 | 57.3 | 274.6 | 104,400 | 133,900 | | | | | | | | | 125 |
| 130 | 54.7 | 271.1 | 99,300 | 127,600 | | | | | | | | | 130 |
| 135 | 52.1 | 267.2 | 94,700 | 121,800 | 58.8 | 272.3 | 88,700 | 115,900 | | | | | 135 |
| 140 | 49.4 | 262.9 | 90,400 | 116,500 | 56.4 | 269.0 | 84,700 | 110,800 | | | | | 140 |
| 145 | 46.5 | 258.2 | 86,400 | 111,500 | 53.8 | 265.3 | 80,900 | 106,000 | | | | | 145 |
| 150 | 43.5 | 253.0 | 82,700 | 106,900 | 51.1 | 261.3 | 77,400 | 101,600 | | | | | 150 |
| 155 | 40.3 | 247.2 | 79,200 | 102,600 | 48.3 | 256.9 | 74,200 | 97,500 | | | | | 155 |
| 160 | 36.9 | 240.7 | 76,000 | 98,600 | 45.4 | 252.0 | 71,100 | 93,700 | 52.6 | 258.1 | 65,900 | 89,000 | 160 |
| 165 | 33.2 | 233.2 | 73,000 | 94,800 | 42.4 | 246.6 | 68,300 | 90,100 | 49.9 | 253.9 | 63,200 | 85,500 | 165 |
| 170 | 29.0 | 224.5 | 70,100 | 91,300 | 39.1 | 240.6 | 65,600 | 86,800 | 47.0 | 249.3 | 60,600 | 82,300 | 170 |
| 175 | 24.2 | 214.0 | 67,400 | 87,400 | 35.6 | 233.7 | 63,100 | 83,600 | 44.1 | 244.2 | 58,200 | 79,300 | 175 |
| 180 | 18.1 | 200.2 | 64,800 | 83,800 | 31.7 | 225.9 | 60,700 | 80,600 | 40.9 | 238.5 | 55,900 | 76,500 | 180 |
| 185 | 7.9 | 176.3 | 62,200 | 80,600 | 27.3 | 216.6 | 58,400 | 77,700 | 37.6 | 232.1 | 53,700 | 73,800 | 185 |
| 190 | | | | | 22.1 | 205.1 | 56,300 | 75,000 | 33.9 | 224.9 | 51,600 | 71,200 | 190 |
| 195 | | | | | 15.2 | 189.3 | 54,100 | 72,400 | 29.8 | 216.4 | 49,600 | 68,800 | 195 |
| 200 | | | | | | | | | 25.1 | 206.3 | 47,700 | 66,500 | 200 |
| 205 | | | | | | | | | 19.3 | 193.3 | 45,900 | 64,300 | 205 |
| 210 | | | | | | | | | 10.6 | 173.0 | 44,000 | 62,000 | 210 |

MLC300 VPC-MAX S-1


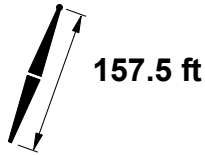
ASME B30.5



| ft | 85° | | | | 83° | | | | 80° | | | | ft |
|-----|------|-------|---------|---------|------|-------|---------|---------|------|-------|---------|---------|-----|
| | ft | lb | lb | lb | ft | lb | lb | lb | ft | lb | lb | lb | |
| 70 | 72.9 | 315.0 | 152,300 | 152,300 | | | | | | | | | 70 |
| 75 | 70.9 | 313.3 | 146,400 | 146,400 | | | | | | | | | 75 |
| 80 | 69.0 | 311.3 | 140,800 | 140,800 | 71.1 | 312.8 | 147,600 | 147,600 | | | | | 80 |
| 85 | 67.0 | 309.2 | 135,400 | 135,400 | 69.2 | 310.9 | 142,000 | 142,000 | | | | | 85 |
| 90 | 65.0 | 306.9 | 130,100 | 130,100 | 67.2 | 308.8 | 136,800 | 136,800 | | | | | 90 |
| 95 | 63.0 | 304.3 | 124,700 | 124,700 | 65.2 | 306.5 | 131,600 | 131,600 | 68.5 | 308.8 | 140,200 | 140,200 | 95 |
| 100 | 60.9 | 301.5 | 119,300 | 119,300 | 63.2 | 304.0 | 126,300 | 126,300 | 66.5 | 306.7 | 135,500 | 135,500 | 100 |
| 105 | 58.8 | 298.5 | 114,000 | 114,000 | 61.1 | 301.2 | 120,800 | 120,800 | 64.5 | 304.3 | 130,400 | 130,400 | 105 |
| 110 | 56.6 | 295.2 | 108,900 | 108,900 | 59.0 | 298.2 | 115,500 | 115,500 | 62.4 | 301.7 | 125,200 | 125,200 | 110 |
| 115 | 54.3 | 291.6 | 104,000 | 104,000 | 56.8 | 294.9 | 110,300 | 110,300 | 60.3 | 298.8 | 119,800 | 119,800 | 115 |
| 120 | 52.0 | 287.8 | 99,100 | 99,100 | 54.6 | 291.4 | 105,300 | 105,300 | 58.2 | 295.7 | 114,700 | 114,700 | 120 |
| 125 | 49.7 | 283.5 | 94,700 | 94,700 | 52.3 | 287.5 | 100,500 | 100,500 | 56.0 | 292.4 | 109,600 | 109,600 | 125 |
| 130 | 47.2 | 278.9 | 90,200 | 90,200 | 49.9 | 283.3 | 95,900 | 95,900 | 53.8 | 288.7 | 104,300 | 104,600 | 130 |
| 135 | 44.6 | 273.9 | 86,000 | 86,000 | 47.4 | 278.8 | 91,400 | 91,400 | 51.4 | 284.7 | 99,400 | 99,900 | 135 |
| 140 | 41.9 | 268.4 | 82,100 | 82,100 | 44.9 | 273.8 | 87,100 | 87,100 | 49.0 | 280.4 | 94,900 | 95,200 | 140 |
| 145 | 39.0 | 262.3 | 78,300 | 78,300 | 42.2 | 268.3 | 83,100 | 83,100 | 46.5 | 275.7 | 90,700 | 90,700 | 145 |
| 150 | 36.0 | 255.6 | 74,700 | 74,700 | 39.3 | 262.3 | 79,300 | 79,300 | 43.9 | 270.6 | 86,600 | 86,600 | 150 |
| 155 | 32.7 | 247.9 | 71,400 | 71,400 | 36.3 | 255.6 | 75,700 | 75,700 | 41.2 | 264.9 | 82,600 | 82,600 | 155 |
| 160 | 29.0 | 239.2 | 68,100 | 68,100 | 33.0 | 248.1 | 72,300 | 72,300 | 38.3 | 258.7 | 78,900 | 78,900 | 160 |
| 165 | 24.8 | 228.9 | 65,100 | 65,100 | 29.4 | 239.5 | 69,000 | 69,000 | 35.2 | 251.7 | 75,200 | 75,200 | 165 |
| 170 | 19.8 | 216.1 | 62,200 | 62,200 | 25.3 | 229.4 | 65,900 | 65,900 | 31.8 | 243.9 | 71,800 | 71,800 | 170 |
| 175 | 12.9 | 197.9 | 59,500 | 59,500 | 20.4 | 216.9 | 63,000 | 63,000 | 28.0 | 234.8 | 68,600 | 68,600 | 175 |
| 180 | | | | | 13.8 | 199.6 | 60,300 | 60,300 | 23.7 | 224.0 | 65,600 | 65,600 | 180 |
| 185 | | | | | | | | | 18.3 | 210.2 | 62,700 | 62,700 | 185 |
| 190 | | | | | | | | | 10.4 | 189.1 | 60,000 | 60,000 | 190 |
| 195 | | | | | | | | | | | | | 195 |
| 200 | | | | | | | | | | | | | 200 |
| 205 | | | | | | | | | | | | | 205 |
| 210 | | | | | | | | | | | | | 210 |
| 215 | | | | | | | | | | | | | 215 |
| 220 | | | | | | | | | | | | | 220 |
| 225 | | | | | | | | | | | | | 225 |
| 230 | | | | | | | | | | | | | 230 |

MLC300 VPC-MAX S-1


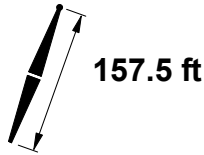
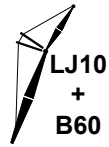
ASME B30.5



| ft | 75° | | | | 70° | | | | 65° | | | | ft |
|-----|------|-------|---------|---------|------|-------|--------|---------|------|-------|--------|--------|-----|
| | ft | ft | lb | lb | ft | ft | lb | lb | ft | ft | lb | lb | |
| 70 | | | | | | | | | | | | | 70 |
| 75 | | | | | | | | | | | | | 75 |
| 80 | | | | | | | | | | | | | 80 |
| 85 | | | | | | | | | | | | | 85 |
| 90 | | | | | | | | | | | | | 90 |
| 95 | | | | | | | | | | | | | 95 |
| 100 | | | | | | | | | | | | | 100 |
| 105 | | | | | | | | | | | | | 105 |
| 110 | | | | | | | | | | | | | 110 |
| 115 | | | | | | | | | | | | | 115 |
| 120 | | | | | | | | | | | | | 120 |
| 125 | 63.9 | 300.3 | 108,400 | 128,000 | | | | | | | | | 125 |
| 130 | 59.7 | 294.7 | 97,900 | 118,600 | | | | | | | | | 130 |
| 135 | 57.6 | 291.6 | 93,300 | 113,700 | | | | | | | | | 135 |
| 140 | 55.3 | 288.1 | 89,000 | 108,900 | | | | | | | | | 140 |
| 145 | 53.1 | 284.4 | 85,000 | 104,100 | 58.9 | 289.3 | 79,400 | 104,600 | | | | | 145 |
| 150 | 50.7 | 280.3 | 81,400 | 99,400 | 56.8 | 286.0 | 76,000 | 100,200 | | | | | 150 |
| 155 | 48.3 | 275.9 | 77,900 | 94,900 | 54.5 | 282.4 | 72,700 | 96,100 | | | | | 155 |
| 160 | 45.8 | 271.1 | 74,700 | 90,500 | 52.2 | 278.6 | 69,700 | 92,300 | | | | | 160 |
| 165 | 43.1 | 265.8 | 71,700 | 86,400 | 49.9 | 274.4 | 66,900 | 88,700 | | | | | 165 |
| 170 | 40.3 | 260.0 | 68,900 | 82,500 | 47.4 | 269.8 | 64,200 | 85,400 | 53.5 | 275.3 | 58,500 | 80,800 | 170 |
| 175 | 37.4 | 253.5 | 66,300 | 78,800 | 44.8 | 264.8 | 61,700 | 82,300 | 51.2 | 271.3 | 56,100 | 77,800 | 175 |
| 180 | 34.2 | 246.3 | 63,800 | 75,200 | 42.1 | 259.4 | 59,400 | 79,300 | 48.8 | 266.9 | 53,900 | 75,000 | 180 |
| 185 | 30.7 | 238.1 | 61,400 | 71,900 | 39.3 | 253.3 | 57,100 | 76,500 | 46.2 | 262.2 | 51,800 | 72,400 | 185 |
| 190 | 26.8 | 228.6 | 59,100 | 68,700 | 36.2 | 246.6 | 54,900 | 73,800 | 43.6 | 257.0 | 49,700 | 69,800 | 190 |
| 195 | 22.2 | 217.1 | 57,000 | 65,700 | 32.9 | 239.1 | 52,800 | 71,300 | 40.9 | 251.3 | 47,800 | 67,500 | 195 |
| 200 | 16.4 | 201.9 | 54,900 | 62,900 | 29.3 | 230.5 | 50,800 | 68,900 | 37.9 | 244.9 | 46,000 | 65,200 | 200 |
| 205 | 6.1 | 174.2 | 52,800 | 60,300 | 25.2 | 220.3 | 48,900 | 66,700 | 34.8 | 237.9 | 44,200 | 63,000 | 205 |
| 210 | | | | | 20.3 | 207.8 | 47,000 | 64,500 | 31.4 | 229.9 | 42,500 | 61,000 | 210 |
| 215 | | | | | 13.6 | 190.2 | 45,200 | 62,300 | 27.5 | 220.6 | 40,900 | 59,000 | 215 |
| 220 | | | | | | | | | 23.1 | 209.6 | 39,300 | 57,100 | 220 |
| 225 | | | | | | | | | 17.6 | 195.3 | 37,800 | 55,300 | 225 |
| 230 | | | | | | | | | 9.1 | 172.4 | 36,200 | 53,400 | 230 |

MLC300 VPC-MAX S-1


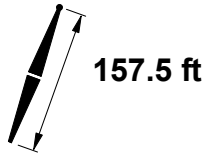
ASME B30.5



| ft | 85° | | | | 83° | | | | 80° | | | | ft |
|-----|------|-------|---------|---------|------|-------|---------|---------|------|-------|---------|---------|-----|
| | ft | lb | lb | lb | ft | lb | lb | lb | ft | lb | lb | lb | |
| 75 | 73.1 | 334.1 | 134,900 | 134,900 | | | | | | | | | 75 |
| 80 | 71.4 | 332.4 | 130,500 | 130,500 | | | | | | | | | 80 |
| 85 | 69.7 | 330.5 | 125,600 | 125,600 | 71.6 | 331.9 | 131,300 | 131,300 | | | | | 85 |
| 90 | 68.0 | 328.5 | 120,700 | 120,700 | 69.9 | 330.1 | 126,600 | 126,600 | | | | | 90 |
| 95 | 66.2 | 326.3 | 116,000 | 116,000 | 68.1 | 328.1 | 121,900 | 121,900 | | | | | 95 |
| 100 | 64.4 | 323.9 | 111,400 | 111,400 | 66.4 | 325.9 | 117,300 | 117,300 | | | | | 100 |
| 105 | 62.6 | 321.3 | 106,900 | 106,900 | 64.6 | 323.5 | 112,700 | 112,700 | 67.5 | 326.0 | 120,400 | 120,400 | 105 |
| 110 | 60.7 | 318.5 | 102,600 | 102,600 | 62.8 | 320.9 | 108,200 | 108,200 | 65.7 | 323.7 | 116,000 | 116,000 | 110 |
| 115 | 58.8 | 315.5 | 98,400 | 98,400 | 60.9 | 318.1 | 104,000 | 104,000 | 63.9 | 321.3 | 111,700 | 111,700 | 115 |
| 120 | 56.9 | 312.2 | 94,300 | 94,300 | 59.0 | 315.1 | 99,700 | 99,700 | 62.1 | 318.6 | 107,400 | 107,400 | 120 |
| 125 | 54.9 | 308.7 | 90,200 | 90,200 | 57.1 | 311.9 | 95,600 | 95,600 | 60.2 | 315.8 | 103,300 | 103,300 | 125 |
| 130 | 52.9 | 305.0 | 86,400 | 86,400 | 55.1 | 308.4 | 91,500 | 91,500 | 58.3 | 312.7 | 99,100 | 99,100 | 130 |
| 135 | 50.8 | 300.9 | 82,700 | 82,700 | 53.1 | 304.7 | 87,600 | 87,600 | 56.4 | 309.4 | 95,000 | 95,000 | 135 |
| 140 | 48.7 | 296.5 | 79,100 | 79,100 | 51.0 | 300.7 | 83,800 | 83,800 | 54.4 | 305.8 | 91,000 | 91,000 | 140 |
| 145 | 46.5 | 291.8 | 75,600 | 75,600 | 48.9 | 296.3 | 80,200 | 80,200 | 52.4 | 302.0 | 87,200 | 87,200 | 145 |
| 150 | 44.1 | 286.7 | 72,300 | 72,300 | 46.7 | 291.7 | 76,700 | 76,700 | 50.3 | 297.8 | 83,400 | 83,400 | 150 |
| 155 | 41.7 | 281.2 | 69,100 | 69,100 | 44.4 | 286.6 | 73,200 | 73,200 | 48.1 | 293.4 | 79,800 | 79,800 | 155 |
| 160 | 39.2 | 275.1 | 66,100 | 66,100 | 42.0 | 281.1 | 70,100 | 70,100 | 45.9 | 288.6 | 76,300 | 76,300 | 160 |
| 165 | 36.5 | 268.4 | 63,200 | 63,200 | 39.5 | 275.1 | 67,000 | 67,000 | 43.5 | 283.3 | 72,900 | 72,900 | 165 |
| 170 | 33.6 | 261.1 | 60,400 | 60,400 | 36.8 | 268.5 | 64,000 | 64,000 | 41.1 | 277.7 | 69,700 | 69,700 | 170 |
| 175 | 30.5 | 252.8 | 57,700 | 57,700 | 33.9 | 261.2 | 61,200 | 61,200 | 38.5 | 271.5 | 66,600 | 66,600 | 175 |
| 180 | 27.0 | 243.3 | 55,100 | 55,100 | 30.8 | 253.0 | 58,500 | 58,500 | 35.8 | 264.7 | 63,700 | 63,700 | 180 |
| 185 | 23.1 | 232.2 | 52,700 | 52,700 | 27.4 | 243.7 | 55,900 | 55,900 | 32.8 | 257.1 | 60,900 | 60,900 | 185 |
| 190 | 18.3 | 218.2 | 50,500 | 50,500 | 23.5 | 232.7 | 53,400 | 53,400 | 29.6 | 248.5 | 58,200 | 58,200 | 190 |
| 195 | 11.6 | 198.2 | 48,400 | 48,400 | 18.8 | 219.2 | 51,200 | 51,200 | 26.1 | 238.7 | 55,700 | 55,700 | 195 |
| 200 | | | | | 12.5 | 200.2 | 49,000 | 49,000 | 21.9 | 227.0 | 53,200 | 53,200 | 200 |
| 205 | | | | | | | | | 16.8 | 212.0 | 51,000 | 51,000 | 205 |
| 210 | | | | | | | | | 9.1 | 188.6 | 48,900 | 48,900 | 210 |
| 215 | | | | | | | | | | | | | 215 |
| 220 | | | | | | | | | | | | | 220 |
| 225 | | | | | | | | | | | | | 225 |
| 230 | | | | | | | | | | | | | 230 |
| 235 | | | | | | | | | | | | | 235 |
| 240 | | | | | | | | | | | | | 240 |
| 245 | | | | | | | | | | | | | 245 |
| 250 | | | | | | | | | | | | | 250 |

MLC300 VPC-MAX S-1

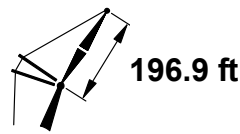
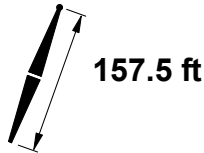
ASME B30.5



| ft | 75° | | | | 70° | | | | 65° | | | | ft | |
|-----|------|-------|--------|---------|------|-------|--------|--------|------|-------|--------|--------|-----|-----|
| | ft | ft | lb | lb | ft | ft | lb | lb | ft | ft | lb | lb | | |
| 75 | | | | | | | | | | | | | 75 | |
| 80 | | | | | | | | | | | | | 80 | |
| 85 | | | | | | | | | | | | | 85 | |
| 90 | | | | | | | | | | | | | 90 | |
| 95 | | | | | | | | | | | | | 95 | |
| 100 | | | | | | | | | | | | | 100 | |
| 105 | | | | | | | | | | | | | 105 | |
| 110 | | | | | | | | | | | | | 110 | |
| 115 | | | | | | | | | | | | | 115 | |
| 120 | | | | | | | | | | | | | 120 | |
| 125 | | | | | | | | | | | | | 125 | |
| 130 | 63.4 | 317.3 | 96,600 | 109,600 | | | | | | | | | 130 | |
| 135 | 61.6 | 314.6 | 92,000 | 105,900 | | | | | | | | | 135 | |
| 140 | 59.7 | 311.7 | 87,700 | 102,100 | | | | | | | | | 140 | |
| 145 | 57.8 | 308.5 | 83,800 | 98,300 | | | | | | | | | 145 | |
| 150 | 55.8 | 305.2 | 80,100 | 94,400 | | | | | | | | | 150 | |
| 155 | 53.8 | 301.5 | 76,700 | 90,600 | 59.0 | 306.2 | 71,200 | 94,700 | | | | | 155 | |
| 160 | 51.8 | 297.6 | 73,500 | 86,800 | 57.1 | 303.0 | 68,200 | 91,000 | | | | | 160 | |
| 165 | 49.6 | 293.4 | 70,600 | 83,200 | 55.1 | 299.5 | 65,300 | 87,400 | | | | | 165 | |
| 170 | 47.5 | 288.8 | 67,800 | 79,700 | 53.1 | 295.8 | 62,600 | 84,100 | | | | | 170 | |
| 175 | 45.2 | 283.9 | 65,100 | 76,200 | 51.0 | 291.7 | 60,100 | 81,000 | | | | | 175 | |
| 180 | 42.8 | 278.5 | 62,700 | 72,900 | 48.9 | 287.4 | 57,700 | 78,000 | | | | | 180 | |
| 185 | 40.3 | 272.7 | 60,300 | 69,800 | 46.6 | 282.7 | 55,400 | 75,300 | 52.1 | 288.5 | 49,900 | 71,000 | 185 | |
| 190 | 37.7 | 266.3 | 58,100 | 66,800 | 44.3 | 277.6 | 53,200 | 72,700 | 50.0 | 284.3 | 47,900 | 68,500 | 190 | |
| 195 | 34.9 | 259.3 | 56,000 | 63,800 | 41.9 | 272.1 | 51,200 | 70,200 | 47.9 | 279.9 | 46,000 | 66,100 | 195 | |
| 200 | 31.9 | 251.4 | 54,000 | 61,000 | 39.4 | 266.1 | 49,200 | 67,800 | 45.6 | 275.0 | 44,200 | 63,900 | 200 | |
| 205 | 28.6 | 242.6 | 52,100 | 58,300 | 36.7 | 259.5 | 47,400 | 65,600 | 43.3 | 269.7 | 42,500 | 61,800 | 205 | |
| 210 | 24.9 | 232.2 | 50,300 | 55,800 | 33.9 | 252.2 | 45,600 | 63,400 | 40.8 | 264.0 | 40,800 | 59,800 | 210 | |
| 215 | 20.6 | 219.7 | 48,500 | 53,400 | 30.7 | 244.0 | 43,900 | 60,700 | 38.2 | 257.7 | 39,300 | 57,800 | 215 | |
| 220 | 15.0 | 203.2 | 46,800 | 51,200 | 27.3 | 234.6 | 42,300 | 58,200 | 35.5 | 250.8 | 37,800 | 56,000 | 220 | |
| 225 | | | | | | | | | | | | | | 225 |
| 230 | 4.3 | 170.6 | 44,900 | 49,200 | 23.4 | 223.6 | 40,700 | 55,700 | 32.5 | 243.1 | 36,300 | 54,200 | 230 | |
| 235 | | | | | 18.7 | 210.0 | 39,200 | 53,400 | 29.2 | 234.5 | 34,900 | 52,500 | 235 | |
| 240 | | | | | 12.3 | 190.8 | 37,600 | 51,200 | 25.6 | 224.4 | 33,600 | 50,900 | 240 | |
| 245 | | | | | | | | | 21.4 | 212.4 | 32,300 | 49,300 | 245 | |
| 250 | | | | | | | | | 16.2 | 196.9 | 31,000 | 47,800 | 250 | |
| | | | | | | | | | 7.7 | 171.2 | 29,600 | 46,200 | 250 | |

MLC300 VPC-MAX S-1

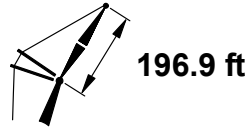
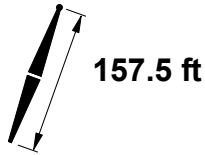
ASME B30.5



| ft | 85° | | | | 83° | | | | 80° | | | | ft |
|-----|------|-------|---------|---------|------|-------|---------|---------|------|-------|---------|---------|-----|
| | ft | lb | lb | lb | ft | lb | lb | lb | ft | lb | lb | lb | |
| 80 | 73.4 | 353.1 | 121,200 | 121,200 | | | | | | | | | 80 |
| 85 | 71.8 | 351.5 | 120,100 | 120,100 | | | | | | | | | 85 |
| 90 | 70.3 | 349.7 | 118,200 | 118,200 | 72.0 | 351.0 | 119,100 | 119,100 | | | | | 90 |
| 95 | 68.7 | 347.7 | 115,500 | 115,500 | 70.4 | 349.2 | 118,800 | 118,800 | | | | | 95 |
| 100 | 67.1 | 345.6 | 112,800 | 112,800 | 68.9 | 347.3 | 116,400 | 116,400 | | | | | 100 |
| 105 | 65.5 | 343.3 | 110,000 | 110,000 | 67.3 | 345.2 | 113,900 | 113,900 | | | | | 105 |
| 110 | 63.9 | 340.9 | 107,300 | 107,300 | 65.7 | 342.9 | 111,300 | 111,300 | 68.3 | 345.2 | 115,000 | 115,000 | 110 |
| 115 | 62.3 | 338.3 | 104,600 | 104,600 | 64.1 | 340.5 | 108,700 | 108,700 | 66.7 | 343.1 | 113,000 | 113,000 | 115 |
| 120 | 60.6 | 335.5 | 101,900 | 101,900 | 62.4 | 337.9 | 106,100 | 106,100 | 65.1 | 340.8 | 110,800 | 110,800 | 120 |
| 125 | 58.9 | 332.4 | 99,300 | 99,300 | 60.8 | 335.1 | 103,500 | 103,500 | 63.5 | 338.3 | 107,600 | 108,400 | 125 |
| 130 | 57.2 | 329.2 | 96,600 | 96,600 | 59.1 | 332.1 | 100,900 | 100,900 | 61.8 | 335.6 | 102,300 | 106,100 | 130 |
| 135 | 55.4 | 325.8 | 94,000 | 94,000 | 57.3 | 328.9 | 98,200 | 98,200 | 60.2 | 332.7 | 97,500 | 103,700 | 135 |
| 140 | 53.6 | 322.1 | 91,500 | 91,500 | 55.6 | 325.5 | 95,700 | 95,700 | 58.5 | 329.7 | 93,000 | 101,200 | 140 |
| 145 | 51.7 | 318.2 | 88,900 | 88,900 | 53.8 | 321.8 | 92,400 | 93,100 | 56.7 | 326.4 | 88,800 | 98,700 | 145 |
| 150 | 49.8 | 314.0 | 86,500 | 86,500 | 51.9 | 317.9 | 88,400 | 90,600 | 54.9 | 322.9 | 84,900 | 96,300 | 150 |
| 155 | 47.9 | 309.5 | 84,100 | 84,100 | 50.0 | 313.8 | 84,700 | 88,200 | 53.1 | 319.1 | 81,300 | 93,800 | 155 |
| 160 | 45.9 | 304.7 | 81,700 | 81,700 | 48.1 | 309.3 | 81,200 | 85,700 | 51.3 | 315.1 | 78,000 | 91,400 | 160 |
| 165 | 43.8 | 299.5 | 79,200 | 79,200 | 46.1 | 304.5 | 78,000 | 83,300 | 49.4 | 310.9 | 74,800 | 89,000 | 165 |
| 170 | 41.6 | 293.9 | 76,900 | 76,900 | 44.0 | 299.4 | 74,900 | 80,900 | 47.4 | 306.3 | 71,900 | 86,600 | 170 |
| 175 | 39.3 | 287.9 | 74,000 | 74,500 | 41.8 | 293.8 | 72,000 | 78,500 | 45.3 | 301.4 | 69,100 | 84,200 | 175 |
| 180 | 36.9 | 281.3 | 71,200 | 72,100 | 39.5 | 287.8 | 69,300 | 76,000 | 43.2 | 296.1 | 66,500 | 81,800 | 180 |
| 185 | 34.4 | 274.1 | 68,600 | 69,600 | 37.2 | 281.3 | 66,800 | 73,100 | 41.0 | 290.4 | 64,100 | 78,800 | 185 |
| 190 | 31.6 | 266.1 | 66,100 | 66,600 | 34.6 | 274.2 | 64,400 | 70,100 | 38.7 | 284.3 | 61,700 | 75,400 | 190 |
| 195 | 28.6 | 257.2 | 63,800 | 63,800 | 31.9 | 266.3 | 62,100 | 67,100 | 36.3 | 277.5 | 59,500 | 72,300 | 195 |
| 200 | 25.3 | 247.1 | 61,100 | 61,100 | 29.0 | 257.6 | 59,900 | 64,400 | 33.7 | 270.2 | 57,400 | 69,300 | 200 |
| 205 | 21.6 | 235.1 | 58,500 | 58,500 | 25.7 | 247.5 | 57,800 | 61,800 | 30.9 | 262.0 | 55,400 | 66,400 | 205 |
| 210 | 17.0 | 220.1 | 53,500 | 53,500 | 22.0 | 235.8 | 55,900 | 59,200 | 27.8 | 252.8 | 53,500 | 63,800 | 210 |
| 215 | 10.4 | 198.2 | 45,800 | 45,800 | 17.5 | 221.2 | 54,000 | 56,200 | 24.4 | 242.2 | 51,700 | 61,200 | 215 |
| 220 | | | | | 11.3 | 200.4 | 48,600 | 48,600 | 20.5 | 229.6 | 50,000 | 58,700 | 220 |
| 225 | | | | | | | | | 15.6 | 213.5 | 48,300 | 56,300 | 225 |
| 230 | | | | | | | | | 7.9 | 187.5 | 46,600 | 48,000 | 230 |
| 235 | | | | | | | | | | | | | 235 |
| 240 | | | | | | | | | | | | | 240 |
| 245 | | | | | | | | | | | | | 245 |
| 250 | | | | | | | | | | | | | 250 |
| 255 | | | | | | | | | | | | | 255 |
| 260 | | | | | | | | | | | | | 260 |
| 265 | | | | | | | | | | | | | 265 |
| 270 | | | | | | | | | | | | | 270 |

MLC300 VPC-MAX S-1

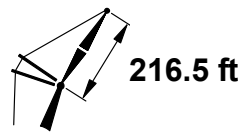
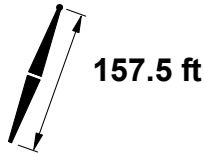
ASME B30.5



| ft | 75° | | | | 70° | | | | 65° | | | | ft |
|-----|------|-------|--------|---------|------|-------|--------|--------|------|-------|--------|--------|-----|
| | ft | ft | lb | lb | ft | lb | lb | ft | lb | lb | ft | | |
| 80 | | | | | | | | | | | | | 80 |
| 85 | | | | | | | | | | | | | 85 |
| 90 | | | | | | | | | | | | | 90 |
| 95 | | | | | | | | | | | | | 95 |
| 100 | | | | | | | | | | | | | 100 |
| 105 | | | | | | | | | | | | | 105 |
| 110 | | | | | | | | | | | | | 110 |
| 115 | | | | | | | | | | | | | 115 |
| 120 | | | | | | | | | | | | | 120 |
| 125 | | | | | | | | | | | | | 125 |
| 130 | | | | | | | | | | | | | 130 |
| 135 | | | | | | | | | | | | | 135 |
| 140 | 63.0 | 334.3 | 86,800 | 106,200 | | | | | | | | | 140 |
| 145 | 61.3 | 331.6 | 82,900 | 104,400 | | | | | | | | | 145 |
| 150 | 59.7 | 328.6 | 79,200 | 102,500 | | | | | | | | | 150 |
| 155 | 57.9 | 325.5 | 75,800 | 99,200 | | | | | | | | | 155 |
| 160 | 56.2 | 322.2 | 72,600 | 95,200 | | | | | | | | | 160 |
| 165 | 54.4 | 318.6 | 69,700 | 91,500 | | | | | | | | | 165 |
| 170 | 52.6 | 314.8 | 66,900 | 88,100 | 57.3 | 320.0 | 61,300 | 83,100 | | | | | 170 |
| 175 | 50.7 | 310.7 | 64,300 | 84,800 | 55.5 | 316.6 | 58,800 | 80,000 | | | | | 175 |
| 180 | 48.8 | 306.4 | 61,800 | 81,700 | 53.7 | 312.9 | 56,400 | 77,100 | | | | | 180 |
| 185 | 46.8 | 301.7 | 59,500 | 78,800 | 51.9 | 309.0 | 54,100 | 74,400 | | | | | 185 |
| 190 | 44.7 | 296.7 | 57,300 | 76,100 | 50.0 | 304.8 | 52,000 | 71,800 | | | | | 190 |
| 195 | 42.6 | 291.3 | 55,200 | 73,500 | 48.0 | 300.3 | 50,000 | 69,300 | 52.9 | 305.7 | 44,700 | 65,200 | 195 |
| 200 | 40.3 | 285.4 | 53,300 | 71,100 | 46.0 | 295.6 | 48,100 | 67,000 | 51.0 | 301.7 | 42,900 | 62,900 | 200 |
| 205 | 38.0 | 279.1 | 51,400 | 68,700 | 43.9 | 290.4 | 46,200 | 64,700 | 49.1 | 297.4 | 41,200 | 60,800 | 205 |
| 210 | 35.5 | 272.2 | 49,500 | 66,500 | 41.8 | 284.9 | 44,500 | 62,600 | 47.1 | 292.8 | 39,600 | 58,800 | 210 |
| 215 | 32.9 | 264.6 | 47,700 | 64,400 | 39.5 | 278.9 | 42,800 | 60,600 | 45.1 | 287.8 | 38,000 | 56,900 | 215 |
| 220 | 30.0 | 256.2 | 46,000 | 62,400 | 37.1 | 272.3 | 41,200 | 58,700 | 43.0 | 282.5 | 36,500 | 55,100 | 220 |
| 225 | 26.9 | 246.6 | 44,300 | 60,400 | 34.6 | 265.2 | 39,700 | 56,900 | 40.8 | 276.7 | 35,100 | 53,400 | 225 |
| 230 | 23.3 | 235.5 | 42,700 | 58,600 | 31.9 | 257.3 | 38,200 | 55,100 | 38.4 | 270.5 | 33,800 | 51,700 | 230 |
| 235 | 19.2 | 222.1 | 41,200 | 56,800 | 28.9 | 248.5 | 36,800 | 53,400 | 36.0 | 263.7 | 32,500 | 50,100 | 235 |
| 240 | 13.8 | 204.2 | 39,600 | 55,000 | 25.6 | 238.4 | 35,400 | 51,800 | 33.4 | 256.3 | 31,200 | 48,600 | 240 |
| 245 | | | | | 21.9 | 226.6 | 34,100 | 50,200 | 30.6 | 248.0 | 30,000 | 47,100 | 245 |
| 250 | | | | | 17.4 | 211.9 | 32,800 | 48,700 | 27.5 | 238.7 | 28,800 | 45,700 | 250 |
| 255 | | | | | 11.1 | 191.0 | 31,500 | 47,200 | 24.0 | 227.9 | 27,700 | 44,300 | 255 |
| 260 | | | | | | | | | 20.0 | 215.0 | 26,600 | 43,000 | 260 |
| 265 | | | | | | | | | 14.9 | 198.2 | 25,500 | 41,700 | 265 |
| 270 | | | | | | | | | 6.3 | 169.3 | 24,300 | 40,300 | 270 |

MLC300 VPC-MAX S-1

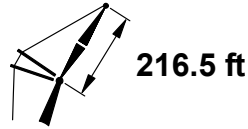
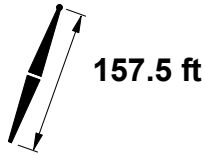
ASME B30.5



| ft | 85° | | | | 83° | | | | 80° | | | | ft |
|-----|------|-------|---------|---------|------|-------|--------|--------|------|-------|--------|--------|-----|
| | ft | lb | lb | lb | ft | lb | lb | lb | ft | lb | lb | lb | |
| 85 | 73.5 | 372.2 | 100,400 | 100,400 | | | | | | | | | 85 |
| 90 | 72.1 | 370.6 | 100,100 | 100,100 | | | | | | | | | 90 |
| 95 | 70.7 | 368.8 | 99,700 | 99,700 | | | | | | | | | 95 |
| 100 | 69.3 | 366.9 | 99,200 | 99,200 | 70.9 | 368.4 | 98,300 | 98,300 | | | | | 100 |
| 105 | 67.9 | 364.9 | 98,700 | 98,700 | 69.5 | 366.5 | 98,100 | 98,100 | | | | | 105 |
| 110 | 66.5 | 362.7 | 96,800 | 96,800 | 68.0 | 364.5 | 97,800 | 97,800 | | | | | 110 |
| 115 | 65.0 | 360.4 | 94,500 | 94,500 | 66.6 | 362.3 | 97,500 | 97,500 | 69.0 | 364.4 | 94,600 | 94,600 | 115 |
| 120 | 63.5 | 357.9 | 92,000 | 92,000 | 65.1 | 360.0 | 95,600 | 95,600 | 67.5 | 362.4 | 94,700 | 94,700 | 120 |
| 125 | 62.0 | 355.2 | 89,400 | 89,400 | 63.7 | 357.5 | 93,200 | 93,200 | 66.1 | 360.2 | 94,600 | 94,600 | 125 |
| 130 | 60.5 | 352.4 | 86,900 | 86,900 | 62.2 | 354.9 | 90,800 | 90,800 | 64.6 | 357.8 | 94,500 | 94,500 | 130 |
| 135 | 59.0 | 349.4 | 84,500 | 84,500 | 60.7 | 352.1 | 88,300 | 88,300 | 63.1 | 355.2 | 92,900 | 92,900 | 135 |
| 140 | 57.4 | 346.2 | 82,000 | 82,000 | 59.1 | 349.1 | 85,900 | 85,900 | 61.6 | 352.5 | 90,600 | 90,600 | 140 |
| 145 | 55.8 | 342.8 | 79,500 | 79,500 | 57.5 | 345.9 | 83,400 | 83,400 | 60.1 | 349.7 | 87,600 | 88,300 | 145 |
| 150 | 54.2 | 339.2 | 77,100 | 77,100 | 55.9 | 342.5 | 80,900 | 80,900 | 58.6 | 346.6 | 83,800 | 86,000 | 150 |
| 155 | 52.5 | 335.4 | 74,700 | 74,700 | 54.3 | 338.9 | 78,500 | 78,500 | 57.0 | 343.4 | 80,200 | 83,700 | 155 |
| 160 | 50.8 | 331.3 | 72,300 | 72,300 | 52.7 | 335.1 | 76,100 | 76,100 | 55.4 | 339.9 | 76,900 | 81,300 | 160 |
| 165 | 49.0 | 327.0 | 70,000 | 70,000 | 51.0 | 331.1 | 73,700 | 73,700 | 53.7 | 336.3 | 73,700 | 78,900 | 165 |
| 170 | 47.2 | 322.4 | 67,600 | 67,600 | 49.2 | 326.8 | 71,300 | 71,300 | 52.1 | 332.4 | 70,800 | 76,500 | 170 |
| 175 | 45.4 | 317.5 | 65,400 | 65,400 | 47.4 | 322.2 | 69,000 | 69,000 | 50.3 | 328.3 | 68,000 | 74,200 | 175 |
| 180 | 43.5 | 312.3 | 63,200 | 63,200 | 45.6 | 317.4 | 66,700 | 66,700 | 48.6 | 323.9 | 65,400 | 71,800 | 180 |
| 185 | 41.5 | 306.6 | 60,900 | 60,900 | 43.7 | 312.2 | 64,400 | 64,400 | 46.8 | 319.2 | 63,000 | 69,500 | 185 |
| 190 | 39.4 | 300.6 | 58,800 | 58,800 | 41.7 | 306.6 | 62,200 | 62,200 | 44.9 | 314.2 | 60,700 | 67,300 | 190 |
| 195 | 37.2 | 294.1 | 56,600 | 56,600 | 39.6 | 300.6 | 60,000 | 60,000 | 43.0 | 308.9 | 58,500 | 65,000 | 195 |
| 200 | 34.9 | 287.1 | 54,500 | 54,500 | 37.5 | 294.2 | 57,800 | 57,800 | 41.0 | 303.2 | 56,400 | 62,700 | 200 |
| 205 | 32.5 | 279.4 | 52,400 | 52,400 | 35.2 | 287.2 | 55,600 | 55,600 | 38.9 | 297.0 | 54,400 | 60,500 | 205 |
| 210 | 29.9 | 270.9 | 50,400 | 50,400 | 32.8 | 279.5 | 53,500 | 53,500 | 36.7 | 290.4 | 52,500 | 58,300 | 210 |
| 215 | 27.1 | 261.4 | 48,400 | 48,400 | 30.2 | 271.1 | 51,500 | 51,500 | 34.3 | 283.2 | 50,700 | 56,100 | 215 |
| 220 | 23.9 | 250.5 | 46,400 | 46,400 | 27.4 | 261.7 | 49,400 | 49,400 | 31.9 | 275.3 | 49,000 | 53,900 | 220 |
| 225 | 20.3 | 237.7 | 44,600 | 44,600 | 24.2 | 251.0 | 47,400 | 47,400 | 29.2 | 266.6 | 47,400 | 51,900 | 225 |
| 230 | 15.8 | 221.6 | 42,800 | 42,800 | 20.7 | 238.5 | 45,500 | 45,500 | 26.3 | 256.7 | 45,800 | 49,800 | 230 |
| 235 | 9.4 | 197.8 | 37,600 | 37,600 | 16.3 | 222.9 | 43,700 | 43,700 | 23.0 | 245.5 | 44,300 | 47,800 | 235 |
| 240 | | | | | 10.2 | 200.3 | 40,100 | 40,100 | 19.2 | 232.0 | 42,800 | 45,900 | 240 |
| 245 | | | | | | | | | 14.5 | 214.7 | 41,300 | 44,000 | 245 |
| 250 | | | | | | | | | 6.7 | 185.8 | 39,600 | 39,600 | 250 |
| 255 | | | | | | | | | | | | | 255 |
| 260 | | | | | | | | | | | | | 260 |
| 265 | | | | | | | | | | | | | 265 |
| 270 | | | | | | | | | | | | | 270 |
| 280 | | | | | | | | | | | | | 280 |
| 290 | | | | | | | | | | | | | 290 |

MLC300 VPC-MAX S-1

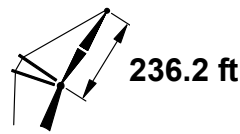
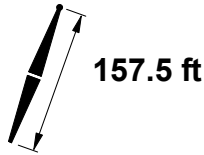
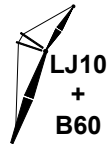
ASME B30.5



| ft | 75° | | | | 70° | | | | 65° | | | | ft |
|-----|------|-------|--------|--------|------|-------|--------|--------|------|-------|--------|--------|-----|
| | ft | ft | lb | lb | ft | ft | lb | lb | ft | ft | lb | lb | |
| 85 | | | | | | | | | | | | | 85 |
| 90 | | | | | | | | | | | | | 90 |
| 95 | | | | | | | | | | | | | 95 |
| 100 | | | | | | | | | | | | | 100 |
| 105 | | | | | | | | | | | | | 105 |
| 110 | | | | | | | | | | | | | 110 |
| 115 | | | | | | | | | | | | | 115 |
| 120 | | | | | | | | | | | | | 120 |
| 125 | | | | | | | | | | | | | 125 |
| 130 | | | | | | | | | | | | | 130 |
| 135 | | | | | | | | | | | | | 135 |
| 140 | | | | | | | | | | | | | 140 |
| 145 | | | | | | | | | | | | | 145 |
| 150 | 62.7 | 351.3 | 77,900 | 87,800 | | | | | | | | | 150 |
| 155 | 61.2 | 348.5 | 74,500 | 88,200 | | | | | | | | | 155 |
| 160 | 59.6 | 345.6 | 71,400 | 87,100 | | | | | | | | | 160 |
| 165 | 58.1 | 342.5 | 68,400 | 85,200 | | | | | | | | | 165 |
| 170 | 56.5 | 339.2 | 65,700 | 83,300 | | | | | | | | | 170 |
| 175 | 54.9 | 335.7 | 63,100 | 81,200 | | | | | | | | | 175 |
| 180 | 53.2 | 332.0 | 60,600 | 79,000 | 57.5 | 337.0 | 54,600 | 75,800 | | | | | 180 |
| 185 | 51.5 | 328.0 | 58,300 | 76,900 | 55.9 | 333.6 | 52,300 | 73,000 | | | | | 185 |
| 190 | 49.8 | 323.8 | 56,000 | 74,600 | 54.3 | 330.0 | 50,200 | 70,400 | | | | | 190 |
| 195 | 48.0 | 319.3 | 53,800 | 72,300 | 52.6 | 326.2 | 48,200 | 68,000 | | | | | 195 |
| 200 | 46.2 | 314.6 | 51,800 | 69,900 | 50.9 | 322.1 | 46,300 | 65,700 | | | | | 200 |
| 205 | 44.3 | 309.5 | 49,800 | 67,600 | 49.2 | 317.8 | 44,500 | 63,500 | 53.5 | 322.8 | 39,300 | 59,500 | 205 |
| 210 | 42.4 | 304.0 | 47,900 | 65,400 | 47.4 | 313.3 | 42,800 | 61,400 | 51.9 | 318.9 | 37,700 | 57,500 | 210 |
| 215 | 40.3 | 298.2 | 46,200 | 63,300 | 45.5 | 308.4 | 41,100 | 59,400 | 50.1 | 314.8 | 36,200 | 55,600 | 215 |
| 220 | 38.2 | 291.9 | 44,500 | 61,300 | 43.6 | 303.2 | 39,500 | 57,500 | 48.4 | 310.3 | 34,800 | 53,800 | 220 |
| 225 | 36.0 | 285.1 | 42,800 | 59,200 | 41.6 | 297.6 | 38,000 | 55,700 | 46.6 | 305.6 | 33,400 | 52,100 | 225 |
| 230 | 33.6 | 277.7 | 41,300 | 57,000 | 39.6 | 291.6 | 36,600 | 53,900 | 44.7 | 300.6 | 32,000 | 50,400 | 230 |
| 235 | 31.1 | 269.6 | 39,800 | 54,800 | 37.4 | 285.2 | 35,200 | 52,300 | 42.7 | 295.2 | 30,700 | 48,800 | 235 |
| 240 | 28.4 | 260.6 | 38,300 | 52,800 | 35.1 | 278.2 | 33,900 | 50,700 | 40.7 | 289.5 | 29,500 | 47,300 | 240 |
| 245 | 25.4 | 250.4 | 36,900 | 50,700 | 32.7 | 270.5 | 32,600 | 49,100 | 38.6 | 283.3 | 28,300 | 45,900 | 245 |
| 250 | 22.0 | 238.5 | 35,600 | 48,700 | 30.1 | 262.1 | 31,400 | 47,700 | 36.4 | 276.6 | 27,200 | 44,500 | 250 |
| 255 | 17.9 | 224.2 | 34,300 | 46,700 | 27.3 | 252.7 | 30,200 | 46,300 | 34.1 | 269.3 | 26,100 | 43,100 | 255 |
| 260 | 12.7 | 204.9 | 33,000 | 44,900 | 24.2 | 241.9 | 29,000 | 44,900 | 31.6 | 261.3 | 25,100 | 41,900 | 260 |
| 265 | | | | | 20.6 | 229.3 | 27,900 | 43,600 | 28.9 | 252.5 | 24,000 | 40,600 | 265 |
| 270 | | | | | 16.2 | 213.6 | 26,800 | 42,300 | 25.9 | 242.5 | 23,000 | 39,400 | 270 |
| 280 | | | | | | | | | 18.7 | 217.3 | 21,100 | 37,100 | 280 |
| 290 | | | | | | | | | 5.0 | 166.4 | 19,100 | 34,800 | 290 |

MLC300 VPC-MAX S-1

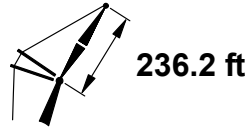
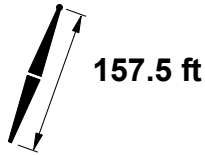
ASME B30.5



| ft | 85° | | | | 83° | | | | 80° | | | | ft |
|-----|------|-------|--------|--------|------|-------|--------|--------|------|-------|--------|--------|-----|
| | ft | lb | lb | lb | ft | lb | lb | lb | ft | lb | lb | lb | |
| 90 | 73.7 | 391.3 | 84,000 | 84,000 | | | | | | | | | 90 |
| 95 | 72.4 | 389.7 | 83,500 | 83,500 | | | | | | | | | 95 |
| 100 | 71.1 | 387.9 | 83,100 | 83,100 | | | | | | | | | 100 |
| 105 | 69.8 | 386.1 | 82,600 | 82,600 | 71.3 | 387.5 | 81,900 | 81,900 | | | | | 105 |
| 110 | 68.5 | 384.1 | 82,000 | 82,000 | 70.0 | 385.7 | 81,600 | 81,600 | | | | | 110 |
| 115 | 67.2 | 382.0 | 81,500 | 81,500 | 68.7 | 383.7 | 81,200 | 81,200 | | | | | 115 |
| 120 | 65.9 | 379.8 | 80,900 | 80,900 | 67.3 | 381.6 | 80,800 | 80,800 | | | | | 120 |
| 125 | 64.5 | 377.4 | 80,400 | 80,400 | 66.0 | 379.4 | 80,300 | 80,300 | 68.2 | 381.6 | 78,400 | 78,400 | 125 |
| 130 | 63.2 | 374.9 | 79,200 | 79,200 | 64.7 | 377.0 | 79,900 | 79,900 | 66.9 | 379.5 | 78,300 | 78,300 | 130 |
| 135 | 61.8 | 372.2 | 77,300 | 77,300 | 63.3 | 374.5 | 79,400 | 79,400 | 65.5 | 377.2 | 78,100 | 78,100 | 135 |
| 140 | 60.4 | 369.4 | 75,500 | 75,500 | 61.9 | 371.8 | 78,400 | 78,400 | 64.2 | 374.8 | 77,800 | 77,800 | 140 |
| 145 | 59.0 | 366.4 | 73,600 | 73,600 | 60.6 | 369.0 | 76,600 | 76,600 | 62.8 | 372.2 | 77,500 | 77,500 | 145 |
| 150 | 57.6 | 363.2 | 71,600 | 71,600 | 59.1 | 366.0 | 74,700 | 74,700 | 61.5 | 369.5 | 77,200 | 77,200 | 150 |
| 155 | 56.1 | 359.8 | 69,600 | 69,600 | 57.7 | 362.9 | 72,900 | 72,900 | 60.1 | 366.6 | 76,700 | 76,700 | 155 |
| 160 | 54.6 | 356.3 | 67,600 | 67,600 | 56.3 | 359.5 | 70,900 | 70,900 | 58.6 | 363.6 | 74,900 | 74,900 | 160 |
| 165 | 53.1 | 352.5 | 65,600 | 65,600 | 54.8 | 356.0 | 68,900 | 68,900 | 57.2 | 360.4 | 72,800 | 73,100 | 165 |
| 170 | 51.6 | 348.6 | 63,600 | 63,600 | 53.3 | 352.3 | 66,900 | 66,900 | 55.7 | 357.0 | 69,800 | 71,300 | 170 |
| 175 | 50.0 | 344.4 | 61,500 | 61,500 | 51.7 | 348.3 | 64,900 | 64,900 | 54.2 | 353.4 | 67,100 | 69,300 | 175 |
| 180 | 48.3 | 340.0 | 59,500 | 59,500 | 50.1 | 344.2 | 62,800 | 62,800 | 52.7 | 349.6 | 64,500 | 67,300 | 180 |
| 185 | 46.7 | 335.3 | 57,500 | 57,500 | 48.5 | 339.8 | 60,800 | 60,800 | 51.2 | 345.6 | 62,000 | 65,400 | 185 |
| 190 | 45.0 | 330.3 | 55,400 | 55,400 | 46.9 | 335.1 | 58,700 | 58,700 | 49.6 | 341.3 | 59,700 | 63,300 | 190 |
| 195 | 43.2 | 325.0 | 53,300 | 53,300 | 45.2 | 330.2 | 56,600 | 56,600 | 47.9 | 336.8 | 57,500 | 61,200 | 195 |
| 200 | 41.4 | 319.4 | 51,300 | 51,300 | 43.4 | 324.9 | 54,500 | 54,500 | 46.3 | 332.1 | 55,500 | 59,100 | 200 |
| 205 | 39.5 | 313.4 | 49,300 | 49,300 | 41.6 | 319.3 | 52,400 | 52,400 | 44.5 | 327.0 | 53,500 | 57,100 | 205 |
| 210 | 37.5 | 306.9 | 47,300 | 47,300 | 39.7 | 313.4 | 50,400 | 50,400 | 42.8 | 321.6 | 51,600 | 54,900 | 210 |
| 215 | 35.4 | 300.0 | 45,200 | 45,200 | 37.7 | 307.0 | 48,400 | 48,400 | 40.9 | 315.9 | 49,900 | 52,900 | 215 |
| 220 | 33.2 | 292.5 | 43,300 | 43,300 | 35.7 | 300.1 | 46,200 | 46,200 | 39.0 | 309.8 | 48,200 | 50,900 | 220 |
| 225 | 30.9 | 284.3 | 41,300 | 41,300 | 33.5 | 292.6 | 44,200 | 44,200 | 37.0 | 303.2 | 46,500 | 48,700 | 225 |
| 230 | 28.4 | 275.3 | 39,400 | 39,400 | 31.2 | 284.5 | 42,300 | 42,300 | 34.9 | 296.2 | 44,900 | 46,600 | 230 |
| 235 | 25.7 | 265.2 | 37,700 | 37,700 | 28.7 | 275.6 | 40,400 | 40,400 | 32.7 | 288.5 | 43,300 | 44,600 | 235 |
| 240 | 22.6 | 253.7 | 35,900 | 35,900 | 26.0 | 265.6 | 38,500 | 38,500 | 30.3 | 280.1 | 41,700 | 42,500 | 240 |
| 245 | 19.1 | 240.1 | 34,200 | 34,200 | 23.0 | 254.3 | 36,700 | 36,700 | 27.7 | 270.8 | 40,300 | 40,600 | 245 |
| 250 | 14.8 | 222.9 | 32,600 | 32,600 | 19.5 | 240.9 | 34,900 | 34,900 | 24.9 | 260.4 | 38,700 | 38,700 | 250 |
| 255 | 8.4 | 197.0 | 30,800 | 30,800 | 15.3 | 224.3 | 33,200 | 33,200 | 21.8 | 248.4 | 36,900 | 36,900 | 255 |
| 260 | | | | | 9.3 | 199.9 | 31,700 | 31,700 | 18.1 | 234.1 | 35,200 | 35,200 | 260 |
| 265 | | | | | | | | | 13.5 | 215.6 | 33,500 | 33,500 | 265 |
| 270 | | | | | | | | | 5.6 | 183.4 | 32,100 | 32,100 | 270 |
| 280 | | | | | | | | | | | | | 280 |
| 290 | | | | | | | | | | | | | 290 |
| 300 | | | | | | | | | | | | | 300 |
| 310 | | | | | | | | | | | | | 310 |

MLC300 VPC-MAX S-1

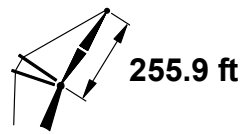
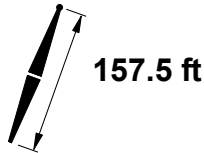
ASME B30.5



| ft | 75° | | | | 70° | | | | 65° | | | | ft | |
|-----|------|-------|--------|--------|------|-------|--------|--------|------|-------|--------|--------|----|-----|
| | ft | ° | ft | lb | ft | ° | ft | lb | ft | ° | ft | lb | | lb |
| 90 | | | | | | | | | | | | | | 90 |
| 95 | | | | | | | | | | | | | | 95 |
| 100 | | | | | | | | | | | | | | 100 |
| 105 | | | | | | | | | | | | | | 105 |
| 110 | | | | | | | | | | | | | | 110 |
| 115 | | | | | | | | | | | | | | 115 |
| 120 | | | | | | | | | | | | | | 120 |
| 125 | | | | | | | | | | | | | | 125 |
| 130 | | | | | | | | | | | | | | 130 |
| 135 | | | | | | | | | | | | | | 135 |
| 140 | | | | | | | | | | | | | | 140 |
| 145 | | | | | | | | | | | | | | 145 |
| 150 | | | | | | | | | | | | | | 150 |
| 155 | 63.8 | 370.9 | 72,200 | 72,200 | | | | | | | | | | 155 |
| 160 | 62.4 | 368.3 | 70,300 | 72,400 | | | | | | | | | | 160 |
| 165 | 61.0 | 365.5 | 67,300 | 72,500 | | | | | | | | | | 165 |
| 170 | 59.6 | 362.6 | 64,500 | 72,500 | | | | | | | | | | 170 |
| 175 | 58.2 | 359.5 | 61,800 | 72,600 | | | | | | | | | | 175 |
| 180 | 56.8 | 356.2 | 59,300 | 72,600 | | | | | | | | | | 180 |
| 185 | 55.3 | 352.7 | 56,900 | 70,900 | | | | | | | | | | 185 |
| 190 | 53.8 | 349.1 | 54,600 | 69,200 | 57.7 | 353.9 | 48,800 | 66,700 | | | | | | 190 |
| 195 | 52.2 | 345.2 | 52,500 | 67,400 | 56.2 | 350.6 | 46,800 | 66,900 | | | | | | 195 |
| 200 | 50.7 | 341.1 | 50,400 | 65,600 | 54.7 | 347.1 | 44,900 | 64,600 | | | | | | 200 |
| 205 | 49.1 | 336.8 | 48,500 | 63,700 | 53.2 | 343.3 | 43,100 | 62,400 | | | | | | 205 |
| 210 | 47.4 | 332.2 | 46,600 | 61,800 | 51.7 | 339.4 | 41,400 | 60,300 | | | | | | 210 |
| 215 | 45.7 | 327.4 | 44,900 | 59,700 | 50.1 | 335.2 | 39,700 | 58,400 | | | | | | 215 |
| 220 | 44.0 | 322.3 | 43,200 | 57,700 | 48.5 | 330.8 | 38,200 | 56,500 | 52.5 | 336.1 | 33,300 | 52,700 | | 220 |
| 225 | 42.2 | 316.8 | 41,600 | 55,700 | 46.8 | 326.2 | 36,700 | 54,700 | 51.0 | 332.1 | 31,900 | 51,000 | | 225 |
| 230 | 40.3 | 310.9 | 40,000 | 53,600 | 45.1 | 321.2 | 35,200 | 52,900 | 49.4 | 327.8 | 30,600 | 49,400 | | 230 |
| 235 | 38.4 | 304.7 | 38,500 | 51,600 | 43.4 | 316.0 | 33,900 | 51,300 | 47.7 | 323.3 | 29,300 | 47,800 | | 235 |
| 240 | 36.4 | 298.0 | 37,100 | 49,500 | 41.5 | 310.4 | 32,600 | 49,700 | 46.1 | 318.5 | 28,100 | 46,300 | | 240 |
| 245 | 34.2 | 290.7 | 35,800 | 47,400 | 39.6 | 304.4 | 31,300 | 48,200 | 44.3 | 313.4 | 27,000 | 44,800 | | 245 |
| 250 | 32.0 | 282.9 | 34,400 | 45,300 | 37.7 | 298.0 | 30,100 | 46,700 | 42.5 | 308.0 | 25,800 | 43,500 | | 250 |
| 255 | 29.6 | 274.2 | 33,200 | 43,300 | 35.6 | 291.1 | 28,900 | 45,300 | 40.7 | 302.2 | 24,800 | 42,100 | | 255 |
| 260 | 26.9 | 264.7 | 31,900 | 41,300 | 33.4 | 283.6 | 27,800 | 44,000 | 38.8 | 296.1 | 23,700 | 40,900 | | 260 |
| 265 | 24.0 | 253.8 | 30,800 | 39,400 | 31.1 | 275.5 | 26,700 | 42,700 | 36.8 | 289.4 | 22,700 | 39,600 | | 265 |
| 270 | 20.8 | 241.3 | 29,600 | 37,600 | 28.6 | 266.5 | 25,600 | 41,400 | 34.6 | 282.3 | 21,700 | 38,500 | | 270 |
| 280 | 11.7 | 205.3 | 27,300 | 34,200 | 22.9 | 245.2 | 23,600 | 39,100 | 30.0 | 266.1 | 19,900 | 36,200 | | 280 |
| 290 | | | | | 15.2 | 215.0 | 21,700 | 36,300 | 24.6 | 246.1 | 18,200 | 34,100 | | 290 |
| 300 | | | | | | | | | 17.6 | 219.3 | 16,500 | 32,100 | | 300 |
| 310 | | | | | | | | | 3.5 | 161.8 | 14,700 | 30,100 | | 310 |

MLC300 VPC-MAX S-1

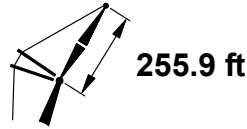
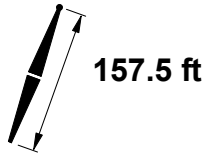
ASME B30.5



| ft | 85° | | | | 83° | | | | 80° | | | | ft |
|-----|------|-------|--------|--------|------|-------|--------|--------|------|-------|--------|--------|-----|
| | ft | lb | lb | lb | ft | lb | lb | lb | ft | lb | lb | lb | |
| 95 | 73.8 | 410.3 | 69,600 | 69,600 | | | | | | | | | 95 |
| 100 | 72.6 | 408.7 | 69,100 | 69,100 | | | | | | | | | 100 |
| 105 | 71.4 | 407.1 | 68,600 | 68,600 | | | | | | | | | 105 |
| 110 | 70.3 | 405.3 | 68,100 | 68,100 | 71.6 | 406.6 | 67,700 | 67,700 | | | | | 110 |
| 115 | 69.1 | 403.3 | 67,500 | 67,500 | 70.4 | 404.8 | 67,300 | 67,300 | | | | | 115 |
| 120 | 67.9 | 401.3 | 67,000 | 67,000 | 69.2 | 402.9 | 66,800 | 66,800 | | | | | 120 |
| 125 | 66.6 | 399.1 | 66,400 | 66,400 | 68.0 | 400.9 | 66,400 | 66,400 | | | | | 125 |
| 130 | 65.4 | 396.8 | 65,800 | 65,800 | 66.8 | 398.7 | 65,900 | 65,900 | 68.8 | 400.8 | 64,600 | 64,600 | 130 |
| 135 | 64.2 | 394.4 | 65,300 | 65,300 | 65.5 | 396.4 | 65,400 | 65,400 | 67.5 | 398.8 | 64,300 | 64,300 | 135 |
| 140 | 62.9 | 391.9 | 64,700 | 64,700 | 64.3 | 394.0 | 64,900 | 64,900 | 66.3 | 396.6 | 64,000 | 64,000 | 140 |
| 145 | 61.6 | 389.2 | 64,100 | 64,100 | 63.0 | 391.5 | 64,400 | 64,400 | 65.1 | 394.3 | 63,700 | 63,700 | 145 |
| 150 | 60.3 | 386.3 | 63,600 | 63,600 | 61.8 | 388.8 | 63,900 | 63,900 | 63.8 | 391.8 | 63,300 | 63,300 | 150 |
| 155 | 59.0 | 383.3 | 62,900 | 62,900 | 60.5 | 386.0 | 63,400 | 63,400 | 62.6 | 389.2 | 63,000 | 63,000 | 155 |
| 160 | 57.7 | 380.2 | 61,100 | 61,100 | 59.2 | 383.0 | 63,000 | 63,000 | 61.3 | 386.5 | 62,600 | 62,600 | 160 |
| 165 | 56.4 | 376.8 | 59,300 | 59,300 | 57.8 | 379.8 | 62,200 | 62,200 | 60.0 | 383.6 | 62,200 | 62,200 | 165 |
| 170 | 55.0 | 373.3 | 57,500 | 57,500 | 56.5 | 376.5 | 60,400 | 60,400 | 58.7 | 380.5 | 61,800 | 61,800 | 170 |
| 175 | 53.6 | 369.7 | 55,600 | 55,600 | 55.1 | 373.1 | 58,600 | 58,600 | 57.4 | 377.3 | 61,400 | 61,400 | 175 |
| 180 | 52.2 | 365.8 | 53,800 | 53,800 | 53.8 | 369.4 | 56,800 | 56,800 | 56.0 | 374.0 | 60,600 | 60,600 | 180 |
| 185 | 50.8 | 361.7 | 51,900 | 51,900 | 52.3 | 365.6 | 55,000 | 55,000 | 54.6 | 370.4 | 58,900 | 58,900 | 185 |
| 190 | 49.3 | 357.4 | 50,000 | 50,000 | 50.9 | 361.5 | 53,000 | 53,000 | 53.3 | 366.7 | 57,100 | 57,100 | 190 |
| 195 | 47.8 | 352.9 | 48,100 | 48,100 | 49.4 | 357.2 | 51,100 | 51,100 | 51.8 | 362.8 | 55,300 | 55,300 | 195 |
| 200 | 46.2 | 348.1 | 46,100 | 46,100 | 47.9 | 352.7 | 49,100 | 49,100 | 50.4 | 358.7 | 53,400 | 53,400 | 200 |
| 205 | 44.6 | 343.1 | 44,200 | 44,200 | 46.4 | 348.0 | 47,200 | 47,200 | 48.9 | 354.3 | 51,500 | 51,500 | 205 |
| 210 | 43.0 | 337.8 | 42,300 | 42,300 | 44.8 | 343.0 | 45,200 | 45,200 | 47.4 | 349.7 | 49,500 | 49,500 | 210 |
| 215 | 41.3 | 332.1 | 40,400 | 40,400 | 43.2 | 337.7 | 43,300 | 43,300 | 45.8 | 344.9 | 47,600 | 47,600 | 215 |
| 220 | 39.6 | 326.1 | 38,500 | 38,500 | 41.5 | 332.1 | 41,400 | 41,400 | 44.2 | 339.8 | 45,500 | 45,500 | 220 |
| 225 | 37.7 | 319.7 | 36,600 | 36,600 | 39.7 | 326.1 | 39,400 | 39,400 | 42.6 | 334.4 | 43,600 | 43,600 | 225 |
| 230 | 35.8 | 312.9 | 34,700 | 34,700 | 37.9 | 319.8 | 37,500 | 37,500 | 40.9 | 328.7 | 41,600 | 41,600 | 230 |
| 235 | 33.9 | 305.5 | 32,900 | 32,900 | 36.0 | 313.0 | 35,600 | 35,600 | 39.1 | 322.6 | 39,600 | 39,600 | 235 |
| 240 | 31.7 | 297.6 | 31,100 | 31,100 | 34.1 | 305.7 | 33,700 | 33,700 | 37.3 | 316.1 | 37,700 | 37,700 | 240 |
| 245 | 29.5 | 288.9 | 29,400 | 29,400 | 32.0 | 297.8 | 31,900 | 31,900 | 35.3 | 309.1 | 35,700 | 35,700 | 245 |
| 250 | 27.1 | 279.4 | 27,700 | 27,700 | 29.7 | 289.2 | 30,100 | 30,100 | 33.3 | 301.6 | 33,800 | 33,800 | 250 |
| 255 | 24.5 | 268.7 | 26,000 | 26,000 | 27.4 | 279.8 | 28,300 | 28,300 | 31.2 | 293.5 | 32,000 | 32,000 | 255 |
| 260 | 21.5 | 256.6 | 24,400 | 24,400 | 24.7 | 269.2 | 26,600 | 26,600 | 28.9 | 284.6 | 30,200 | 30,200 | 260 |
| 265 | 18.1 | 242.2 | 22,900 | 22,900 | 21.8 | 257.3 | 25,000 | 25,000 | 26.5 | 274.8 | 28,400 | 28,400 | 265 |
| 270 | 13.9 | 224.0 | 21,400 | 21,400 | 18.5 | 243.2 | 23,400 | 23,400 | 23.7 | 263.8 | 26,700 | 26,700 | 270 |
| 280 | | | | | 8.4 | 199.1 | 20,600 | 20,600 | 17.1 | 236.0 | 23,500 | 23,500 | 280 |
| 290 | | | | | | | | | 4.4 | 179.9 | 20,800 | 20,800 | 290 |
| 300 | | | | | | | | | | | | | 300 |
| 310 | | | | | | | | | | | | | 310 |
| 320 | | | | | | | | | | | | | 320 |

MLC300 VPC-MAX S-1

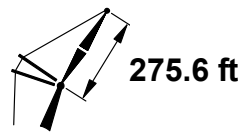
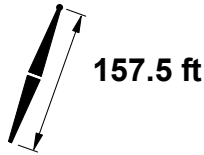
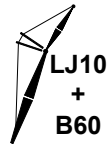
ASME B30.5



| ft | 75° | | | | 70° | | | | 65° | | | | ft |
|-----|------|-------|--------|--------|------|-------|--------|--------|------|-------|--------|--------|-----|
| | ft | ft | lb | lb | ft | ft | lb | lb | ft | ft | lb | lb | |
| 95 | | | | | | | | | | | | | 95 |
| 100 | | | | | | | | | | | | | 100 |
| 105 | | | | | | | | | | | | | 105 |
| 110 | | | | | | | | | | | | | 110 |
| 115 | | | | | | | | | | | | | 115 |
| 120 | | | | | | | | | | | | | 120 |
| 125 | | | | | | | | | | | | | 125 |
| 130 | | | | | | | | | | | | | 130 |
| 135 | | | | | | | | | | | | | 135 |
| 140 | | | | | | | | | | | | | 140 |
| 145 | | | | | | | | | | | | | 145 |
| 150 | | | | | | | | | | | | | 150 |
| 155 | | | | | | | | | | | | | 155 |
| 160 | | | | | | | | | | | | | 160 |
| 165 | 63.5 | 387.9 | 59,200 | 59,200 | | | | | | | | | 165 |
| 170 | 62.2 | 385.2 | 59,100 | 59,100 | | | | | | | | | 170 |
| 175 | 60.9 | 382.4 | 59,100 | 59,100 | | | | | | | | | 175 |
| 180 | 59.6 | 379.5 | 57,500 | 58,900 | | | | | | | | | 180 |
| 185 | 58.3 | 376.4 | 55,200 | 58,800 | | | | | | | | | 185 |
| 190 | 57.0 | 373.2 | 52,900 | 58,700 | | | | | | | | | 190 |
| 195 | 55.6 | 369.8 | 50,800 | 58,500 | | | | | | | | | 195 |
| 200 | 54.2 | 366.2 | 48,700 | 58,300 | 57.8 | 370.9 | 43,100 | 54,300 | | | | | 200 |
| 205 | 52.8 | 362.4 | 46,800 | 57,000 | 56.5 | 367.6 | 41,300 | 54,500 | | | | | 205 |
| 210 | 51.4 | 358.4 | 45,000 | 55,400 | 55.1 | 364.1 | 39,600 | 54,600 | | | | | 210 |
| 215 | 49.9 | 354.2 | 43,200 | 53,600 | 53.7 | 360.5 | 38,000 | 54,700 | | | | | 215 |
| 220 | 48.4 | 349.8 | 41,500 | 51,800 | 52.3 | 356.6 | 36,400 | 54,800 | | | | | 220 |
| 225 | 46.9 | 345.1 | 39,900 | 50,000 | 50.9 | 352.6 | 34,900 | 53,400 | | | | | 225 |
| 230 | 45.3 | 340.2 | 38,400 | 48,000 | 49.4 | 348.3 | 33,500 | 51,700 | 53.1 | 353.3 | 28,800 | 48,000 | 230 |
| 235 | 43.7 | 335.0 | 37,000 | 46,100 | 47.9 | 343.8 | 32,200 | 50,000 | 51.7 | 349.3 | 27,500 | 46,500 | 235 |
| 240 | 42.1 | 329.5 | 35,500 | 44,100 | 46.3 | 339.0 | 30,900 | 48,500 | 50.2 | 345.2 | 26,300 | 45,000 | 240 |
| 245 | 40.3 | 323.7 | 34,200 | 42,100 | 44.8 | 334.0 | 29,600 | 47,000 | 48.7 | 340.8 | 25,200 | 43,500 | 245 |
| 250 | 38.6 | 317.5 | 32,900 | 40,100 | 43.1 | 328.7 | 28,400 | 45,500 | 47.2 | 336.2 | 24,100 | 42,200 | 250 |
| 255 | 36.7 | 310.8 | 31,700 | 38,200 | 41.4 | 323.1 | 27,300 | 43,900 | 45.6 | 331.3 | 23,000 | 40,900 | 255 |
| 260 | 34.8 | 303.7 | 30,400 | 36,300 | 39.7 | 317.1 | 26,200 | 42,100 | 44.0 | 326.2 | 22,000 | 39,600 | 260 |
| 265 | 32.7 | 296.0 | 29,300 | 34,300 | 37.9 | 310.8 | 25,100 | 40,100 | 42.4 | 320.8 | 21,000 | 38,400 | 265 |
| 270 | 30.5 | 287.7 | 28,200 | 32,400 | 36.0 | 304.0 | 24,100 | 38,200 | 40.7 | 315.0 | 20,000 | 37,200 | 270 |
| 280 | 25.7 | 268.5 | 26,000 | 28,800 | 31.9 | 288.7 | 22,100 | 34,400 | 37.0 | 302.3 | 18,200 | 35,000 | 280 |
| 290 | 19.7 | 243.8 | 24,000 | 25,400 | 27.3 | 270.7 | 20,200 | 30,800 | 33.1 | 287.7 | 16,600 | 32,900 | 290 |
| 300 | 10.8 | 205.5 | 22,000 | 22,500 | 21.8 | 248.1 | 18,500 | 27,300 | 28.6 | 270.5 | 15,000 | 31,000 | 300 |
| 310 | | | | | 14.3 | 216.2 | 16,800 | 24,100 | 23.4 | 249.5 | 13,400 | 28,900 | 310 |
| 320 | | | | | | | | | 16.7 | 221.1 | 12,000 | 25,600 | 320 |

MLC300 VPC-MAX S-1

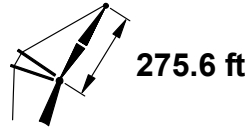
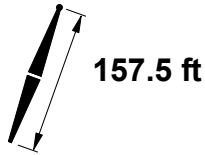
ASME B30.5



| ft | 85° | | | | 83° | | | | 80° | | | | ft |
|-----|------|-------|--------|--------|------|-------|--------|--------|------|-------|--------|--------|-----|
| | ft | lb | lb | lb | ft | lb | lb | lb | ft | lb | lb | lb | |
| 100 | 73.9 | 429.4 | 58,200 | 58,200 | | | | | | | | | 100 |
| 105 | 72.8 | 427.8 | 57,700 | 57,700 | | | | | | | | | 105 |
| 110 | 71.7 | 426.2 | 57,200 | 57,200 | | | | | | | | | 110 |
| 115 | 70.6 | 424.4 | 56,600 | 56,600 | 71.8 | 425.7 | 56,400 | 56,400 | | | | | 115 |
| 120 | 69.5 | 422.5 | 56,000 | 56,000 | 70.7 | 423.9 | 55,900 | 55,900 | | | | | 120 |
| 125 | 68.4 | 420.5 | 55,500 | 55,500 | 69.6 | 422.1 | 55,500 | 55,500 | | | | | 125 |
| 130 | 67.3 | 418.4 | 54,900 | 54,900 | 68.5 | 420.1 | 55,000 | 55,000 | | | | | 130 |
| 135 | 66.1 | 416.2 | 54,300 | 54,300 | 67.4 | 418.0 | 54,500 | 54,500 | | | | | 135 |
| 140 | 65.0 | 413.9 | 53,800 | 53,800 | 66.2 | 415.8 | 54,000 | 54,000 | 68.1 | 418.0 | 53,300 | 53,300 | 140 |
| 145 | 63.8 | 411.4 | 53,200 | 53,200 | 65.1 | 413.5 | 53,400 | 53,400 | 67.0 | 415.9 | 52,900 | 52,900 | 145 |
| 150 | 62.7 | 408.8 | 52,700 | 52,700 | 63.9 | 411.0 | 52,900 | 52,900 | 65.8 | 413.7 | 52,500 | 52,500 | 150 |
| 155 | 61.5 | 406.1 | 52,100 | 52,100 | 62.8 | 408.5 | 52,400 | 52,400 | 64.7 | 411.3 | 52,100 | 52,100 | 155 |
| 160 | 60.3 | 403.3 | 51,600 | 51,600 | 61.6 | 405.8 | 51,900 | 51,900 | 63.5 | 408.8 | 51,700 | 51,700 | 160 |
| 165 | 59.1 | 400.3 | 51,100 | 51,100 | 60.4 | 402.9 | 51,400 | 51,400 | 62.4 | 406.2 | 51,300 | 51,300 | 165 |
| 170 | 57.8 | 397.1 | 50,500 | 50,500 | 59.2 | 399.9 | 50,900 | 50,900 | 61.2 | 403.4 | 50,900 | 50,900 | 170 |
| 175 | 56.6 | 393.8 | 50,100 | 50,100 | 58.0 | 396.8 | 50,500 | 50,500 | 60.0 | 400.5 | 50,500 | 50,500 | 175 |
| 180 | 55.3 | 390.4 | 49,600 | 49,600 | 56.7 | 393.5 | 50,000 | 50,000 | 58.8 | 397.5 | 50,100 | 50,100 | 180 |
| 185 | 54.0 | 386.8 | 49,100 | 49,100 | 55.5 | 390.1 | 49,500 | 49,500 | 57.5 | 394.3 | 49,700 | 49,700 | 185 |
| 190 | 52.7 | 383.0 | 48,700 | 48,700 | 54.2 | 386.5 | 49,100 | 49,100 | 56.3 | 391.0 | 49,300 | 49,300 | 190 |
| 195 | 51.4 | 379.0 | 48,200 | 48,200 | 52.9 | 382.7 | 48,700 | 48,700 | 55.0 | 387.5 | 48,900 | 48,900 | 195 |
| 200 | 50.1 | 374.8 | 47,500 | 47,500 | 51.5 | 378.8 | 48,300 | 48,300 | 53.7 | 383.8 | 48,500 | 48,500 | 200 |
| 205 | 48.7 | 370.4 | 46,800 | 46,800 | 50.2 | 374.6 | 47,900 | 47,900 | 52.4 | 380.0 | 48,100 | 48,100 | 205 |
| 210 | 47.3 | 365.8 | 46,200 | 46,200 | 48.8 | 370.2 | 47,100 | 47,100 | 51.1 | 376.0 | 47,800 | 47,800 | 210 |
| 215 | 45.8 | 361.0 | 45,500 | 45,500 | 47.4 | 365.7 | 46,500 | 46,500 | 49.7 | 371.7 | 47,400 | 47,400 | 215 |
| 220 | 44.3 | 355.9 | 44,800 | 44,800 | 46.0 | 360.9 | 45,900 | 45,900 | 48.3 | 367.3 | 45,600 | 47,100 | 220 |
| 225 | 42.8 | 350.5 | 44,300 | 44,300 | 44.5 | 355.8 | 45,200 | 45,200 | 46.9 | 362.6 | 43,900 | 46,600 | 225 |
| 230 | 41.2 | 344.9 | 43,800 | 43,800 | 43.0 | 350.5 | 44,600 | 44,600 | 45.4 | 357.7 | 42,200 | 45,900 | 230 |
| 235 | 39.6 | 338.9 | 42,600 | 42,600 | 41.4 | 344.8 | 43,700 | 44,100 | 44.0 | 352.6 | 40,700 | 45,300 | 235 |
| 240 | 37.9 | 332.5 | 40,800 | 40,800 | 39.8 | 338.9 | 42,100 | 43,300 | 42.4 | 347.1 | 39,200 | 44,700 | 240 |
| 245 | 36.2 | 325.8 | 39,000 | 39,000 | 38.1 | 332.5 | 40,600 | 41,400 | 40.8 | 341.4 | 37,700 | 44,100 | 245 |
| 250 | 34.4 | 318.5 | 37,200 | 37,200 | 36.4 | 325.8 | 39,100 | 39,500 | 39.2 | 335.3 | 36,300 | 43,200 | 250 |
| 255 | 32.4 | 310.8 | 35,400 | 35,400 | 34.5 | 318.6 | 37,700 | 37,800 | 37.5 | 328.9 | 35,000 | 41,200 | 255 |
| 260 | 30.4 | 302.4 | 33,800 | 33,800 | 32.6 | 311.0 | 36,000 | 36,000 | 35.7 | 322.0 | 33,700 | 39,400 | 260 |
| 265 | 28.3 | 293.3 | 32,200 | 32,200 | 30.6 | 302.6 | 34,300 | 34,300 | 33.9 | 314.6 | 32,500 | 37,600 | 265 |
| 270 | 25.9 | 283.3 | 30,600 | 30,600 | 28.5 | 293.6 | 32,600 | 32,600 | 31.9 | 306.7 | 31,300 | 35,800 | 270 |
| 280 | 20.5 | 259.3 | 27,600 | 27,600 | 23.6 | 272.6 | 29,600 | 29,600 | 27.7 | 288.8 | 29,000 | 32,500 | 280 |
| 290 | 13.1 | 224.8 | 24,300 | 24,300 | 17.6 | 245.2 | 26,600 | 26,600 | 22.7 | 267.0 | 26,900 | 29,300 | 290 |
| 300 | | | | | 7.5 | 197.9 | 21,500 | 21,500 | 16.2 | 237.7 | 24,800 | 26,400 | 300 |
| 310 | | | | | | | | | 2.9 | 174.4 | 20,900 | 20,900 | 310 |
| 320 | | | | | | | | | | | | | 320 |
| 330 | | | | | | | | | | | | | 330 |
| 340 | | | | | | | | | | | | | 340 |

MLC300 VPC-MAX S-1

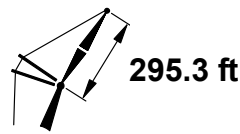
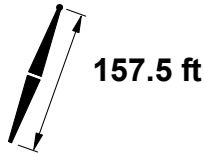
ASME B30.5



| ft | 75° | | | | 70° | | | | 65° | | | | ft |
|-----|-----|----|----|----|-----|----|----|----|-----|----|----|----|-----|
| | ft | ft | lb | lb | ft | ft | lb | lb | ft | ft | lb | lb | |
| 100 | | | | | | | | | | | | | 100 |
| 105 | | | | | | | | | | | | | 105 |
| 110 | | | | | | | | | | | | | 110 |
| 115 | | | | | | | | | | | | | 115 |
| 120 | | | | | | | | | | | | | 120 |
| 125 | | | | | | | | | | | | | 125 |
| 130 | | | | | | | | | | | | | 130 |
| 135 | | | | | | | | | | | | | 135 |
| 140 | | | | | | | | | | | | | 140 |
| 145 | | | | | | | | | | | | | 145 |
| 150 | | | | | | | | | | | | | 150 |
| 155 | | | | | | | | | | | | | 155 |
| 160 | | | | | | | | | | | | | 160 |
| 165 | | | | | | | | | | | | | 165 |
| 170 | | | | | | | | | | | | | 170 |
| 175 | | | | | | | | | | | | | 175 |
| 180 | | | | | | | | | | | | | 180 |
| 185 | | | | | | | | | | | | | 185 |
| 190 | | | | | | | | | | | | | 190 |
| 195 | | | | | | | | | | | | | 195 |
| 200 | | | | | | | | | | | | | 200 |
| 205 | | | | | | | | | | | | | 205 |
| 210 | | | | | | | | | | | | | 210 |
| 215 | | | | | | | | | | | | | 215 |
| 220 | | | | | | | | | | | | | 220 |
| 225 | | | | | | | | | | | | | 225 |
| 230 | | | | | | | | | | | | | 230 |
| 235 | | | | | | | | | | | | | 235 |
| 240 | | | | | | | | | | | | | 240 |
| 245 | | | | | | | | | | | | | 245 |
| 250 | | | | | | | | | | | | | 250 |
| 255 | | | | | | | | | | | | | 255 |
| 260 | | | | | | | | | | | | | 260 |
| 265 | | | | | | | | | | | | | 265 |
| 270 | | | | | | | | | | | | | 270 |
| 280 | | | | | | | | | | | | | 280 |
| 290 | | | | | | | | | | | | | 290 |
| 300 | | | | | | | | | | | | | 300 |
| 310 | | | | | | | | | | | | | 310 |
| 320 | | | | | | | | | | | | | 320 |
| 330 | | | | | | | | | | | | | 330 |
| 340 | | | | | | | | | | | | | 340 |

MLC300 VPC-MAX S-1

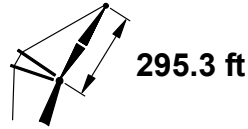
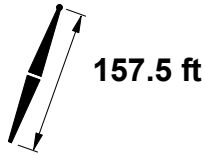
ASME B30.5



| ft | 85° | | | | 83° | | | | 80° | | | | ft |
|-----|------|-------|--------|--------|------|-------|--------|--------|------|-------|--------|--------|-----|
| | ft | lb | lb | lb | ft | lb | lb | lb | ft | lb | lb | lb | |
| 105 | 74.0 | 448.4 | 48,800 | 48,800 | | | | | | | | | 105 |
| 110 | 73.0 | 446.9 | 48,300 | 48,300 | | | | | | | | | 110 |
| 115 | 72.0 | 445.2 | 47,800 | 47,800 | | | | | | | | | 115 |
| 120 | 70.9 | 443.5 | 47,200 | 47,200 | | | | | | | | | 120 |
| 125 | 69.9 | 441.7 | 46,700 | 46,700 | 71.0 | 443.0 | 46,700 | 46,700 | | | | | 125 |
| 130 | 68.9 | 439.7 | 46,200 | 46,200 | 70.0 | 441.2 | 46,200 | 46,200 | | | | | 130 |
| 135 | 67.8 | 437.7 | 45,600 | 45,600 | 69.0 | 439.3 | 45,700 | 45,700 | | | | | 135 |
| 140 | 66.8 | 435.6 | 45,100 | 45,100 | 67.9 | 437.3 | 45,200 | 45,200 | | | | | 140 |
| 145 | 65.7 | 433.3 | 44,500 | 44,500 | 66.9 | 435.1 | 44,700 | 44,700 | 68.6 | 437.2 | 44,300 | 44,300 | 145 |
| 150 | 64.6 | 430.9 | 44,000 | 44,000 | 65.8 | 432.9 | 44,300 | 44,300 | 67.6 | 435.2 | 44,000 | 44,000 | 150 |
| 155 | 63.5 | 428.4 | 43,500 | 43,500 | 64.7 | 430.5 | 43,800 | 43,800 | 66.5 | 433.0 | 43,600 | 43,600 | 155 |
| 160 | 62.4 | 425.8 | 43,000 | 43,000 | 63.7 | 428.0 | 43,300 | 43,300 | 65.4 | 430.7 | 43,200 | 43,200 | 160 |
| 165 | 61.3 | 423.1 | 42,500 | 42,500 | 62.6 | 425.4 | 42,800 | 42,800 | 64.3 | 428.3 | 42,700 | 42,700 | 165 |
| 170 | 60.2 | 420.2 | 42,000 | 42,000 | 61.5 | 422.7 | 42,300 | 42,300 | 63.3 | 425.8 | 42,300 | 42,300 | 170 |
| 175 | 59.1 | 417.2 | 41,500 | 41,500 | 60.3 | 419.9 | 41,900 | 41,900 | 62.2 | 423.1 | 41,900 | 41,900 | 175 |
| 180 | 57.9 | 414.1 | 41,100 | 41,100 | 59.2 | 416.9 | 41,400 | 41,400 | 61.1 | 420.4 | 41,500 | 41,500 | 180 |
| 185 | 56.8 | 410.8 | 40,600 | 40,600 | 58.1 | 413.8 | 41,000 | 41,000 | 59.9 | 417.5 | 41,100 | 41,100 | 185 |
| 190 | 55.6 | 407.4 | 40,200 | 40,200 | 56.9 | 410.5 | 40,500 | 40,500 | 58.8 | 414.5 | 40,700 | 40,700 | 190 |
| 195 | 54.4 | 403.8 | 39,700 | 39,700 | 55.7 | 407.1 | 40,100 | 40,100 | 57.7 | 411.3 | 40,300 | 40,300 | 195 |
| 200 | 53.2 | 400.1 | 39,300 | 39,300 | 54.5 | 403.6 | 39,700 | 39,700 | 56.5 | 408.0 | 40,000 | 40,000 | 200 |
| 205 | 52.0 | 396.2 | 38,900 | 38,900 | 53.3 | 399.9 | 41,600 | 41,600 | 55.3 | 404.5 | 39,600 | 39,600 | 205 |
| 210 | 50.7 | 392.1 | 38,500 | 38,500 | 52.1 | 396.0 | 38,900 | 38,900 | 54.1 | 400.9 | 39,200 | 39,200 | 210 |
| 215 | 49.5 | 387.9 | 38,200 | 38,200 | 50.9 | 391.9 | 38,600 | 38,600 | 52.9 | 397.2 | 38,900 | 38,900 | 215 |
| 220 | 48.2 | 383.4 | 37,800 | 37,800 | 49.6 | 387.7 | 38,200 | 38,200 | 51.7 | 393.2 | 38,500 | 38,500 | 220 |
| 225 | 46.8 | 378.7 | 37,500 | 37,500 | 48.3 | 383.2 | 37,900 | 37,900 | 50.4 | 389.1 | 38,200 | 38,200 | 225 |
| 230 | 45.5 | 373.8 | 37,100 | 37,100 | 47.0 | 378.6 | 37,500 | 37,500 | 49.1 | 384.8 | 37,800 | 37,800 | 230 |
| 235 | 44.1 | 368.7 | 36,800 | 36,800 | 45.6 | 373.7 | 37,200 | 37,200 | 47.8 | 380.3 | 37,500 | 37,500 | 235 |
| 240 | 42.6 | 363.3 | 36,600 | 36,600 | 44.2 | 368.6 | 37,800 | 37,800 | 46.5 | 375.5 | 37,200 | 37,200 | 240 |
| 245 | 41.2 | 357.6 | 36,400 | 36,400 | 42.8 | 363.2 | 36,600 | 36,600 | 45.1 | 370.6 | 36,200 | 36,900 | 245 |
| 250 | 39.7 | 351.6 | 36,000 | 36,000 | 41.3 | 357.6 | 36,300 | 36,300 | 43.7 | 365.4 | 34,800 | 36,600 | 250 |
| 255 | 38.1 | 345.3 | 35,600 | 35,600 | 39.8 | 351.6 | 36,100 | 36,100 | 42.3 | 359.9 | 33,500 | 36,400 | 255 |
| 260 | 36.5 | 338.6 | 34,400 | 34,400 | 38.3 | 345.3 | 35,000 | 35,900 | 40.8 | 354.1 | 32,200 | 36,100 | 260 |
| 265 | 34.8 | 331.5 | 33,100 | 33,100 | 36.6 | 338.7 | 33,700 | 34,600 | 39.3 | 348.1 | 31,000 | 35,900 | 265 |
| 270 | 33.0 | 323.9 | 31,700 | 31,700 | 35.0 | 331.6 | 32,500 | 33,300 | 37.7 | 341.7 | 29,800 | 35,700 | 270 |
| 280 | 29.2 | 307.0 | 29,000 | 29,000 | 31.4 | 316.0 | 30,100 | 30,800 | 34.4 | 327.6 | 27,600 | 33,000 | 280 |
| 290 | 24.9 | 286.9 | 25,600 | 25,600 | 27.3 | 297.8 | 27,900 | 28,300 | 30.7 | 311.6 | 25,500 | 30,400 | 290 |
| 300 | 19.6 | 261.7 | 22,100 | 22,100 | 22.6 | 275.8 | 25,100 | 25,100 | 26.6 | 292.9 | 23,500 | 28,000 | 300 |
| 310 | 12.3 | 225.4 | 18,900 | 18,900 | 16.7 | 247.0 | 21,500 | 21,500 | 21.7 | 269.9 | 21,600 | 25,300 | 310 |
| 320 | | | | | 6.7 | 196.2 | 16,400 | 16,400 | 15.4 | 239.2 | 19,800 | 22,100 | 320 |
| 330 | | | | | | | | | | | | | 330 |
| 340 | | | | | | | | | | | | | 340 |
| 350 | | | | | | | | | | | | | 350 |
| 360 | | | | | | | | | | | | | 360 |

MLC300 VPC-MAX S-1

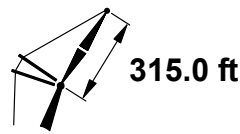
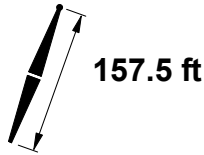
ASME B30.5



| ft | 75° | | | | 70° | | | | 65° | | | | ft |
|-----|------|-------|--------|--------|------|-------|--------|--------|------|-------|--------|--------|-----|
| | ft | ft | lb | lb | ft | ft | lb | lb | ft | ft | lb | lb | |
| 105 | | | | | | | | | | | | | 105 |
| 110 | | | | | | | | | | | | | 110 |
| 115 | | | | | | | | | | | | | 115 |
| 120 | | | | | | | | | | | | | 120 |
| 125 | | | | | | | | | | | | | 125 |
| 130 | | | | | | | | | | | | | 130 |
| 135 | | | | | | | | | | | | | 135 |
| 140 | | | | | | | | | | | | | 140 |
| 145 | | | | | | | | | | | | | 145 |
| 150 | | | | | | | | | | | | | 150 |
| 155 | | | | | | | | | | | | | 155 |
| 160 | | | | | | | | | | | | | 160 |
| 165 | | | | | | | | | | | | | 165 |
| 170 | | | | | | | | | | | | | 170 |
| 175 | | | | | | | | | | | | | 175 |
| 180 | | | | | | | | | | | | | 180 |
| 185 | 62.9 | 421.8 | 40,000 | 40,000 | | | | | | | | | 185 |
| 190 | 61.8 | 419.2 | 39,800 | 39,800 | | | | | | | | | 190 |
| 195 | 60.7 | 416.4 | 39,500 | 39,500 | | | | | | | | | 195 |
| 200 | 59.6 | 413.4 | 39,200 | 39,200 | | | | | | | | | 200 |
| 205 | 58.5 | 410.4 | 39,000 | 39,000 | | | | | | | | | 205 |
| 210 | 57.3 | 407.2 | 38,700 | 38,700 | | | | | | | | | 210 |
| 215 | 56.1 | 403.8 | 38,400 | 38,400 | | | | | | | | | 215 |
| 220 | 55.0 | 400.3 | 38,200 | 38,200 | 58.0 | 404.9 | 33,300 | 36,300 | | | | | 220 |
| 225 | 53.8 | 396.6 | 37,000 | 37,900 | 56.9 | 401.6 | 31,800 | 36,200 | | | | | 225 |
| 230 | 52.5 | 392.8 | 35,500 | 37,600 | 55.7 | 398.2 | 30,400 | 36,100 | | | | | 230 |
| 235 | 51.3 | 388.8 | 34,100 | 37,300 | 54.5 | 394.6 | 29,100 | 36,000 | | | | | 235 |
| 240 | 50.0 | 384.6 | 32,700 | 37,100 | 53.3 | 390.9 | 27,800 | 35,900 | | | | | 240 |
| 245 | 48.7 | 380.3 | 31,300 | 36,800 | 52.1 | 387.0 | 26,600 | 35,700 | | | | | 245 |
| 250 | 47.4 | 375.7 | 30,100 | 36,600 | 50.8 | 383.0 | 25,400 | 35,600 | 54.0 | 387.5 | 20,900 | 33,100 | 250 |
| 255 | 46.1 | 370.9 | 28,800 | 36,300 | 49.6 | 378.7 | 24,300 | 35,500 | 52.8 | 383.7 | 19,800 | 33,200 | 255 |
| 260 | 44.7 | 365.9 | 27,700 | 36,100 | 48.3 | 374.3 | 23,200 | 35,300 | 51.5 | 379.8 | 18,800 | 33,200 | 260 |
| 265 | 43.3 | 360.6 | 26,500 | 35,900 | 46.9 | 369.6 | 22,100 | 35,200 | 50.3 | 375.6 | 17,900 | 33,300 | 265 |
| 270 | 41.8 | 355.0 | 25,400 | 35,700 | 45.6 | 364.7 | 21,100 | 35,000 | 49.0 | 371.3 | 17,000 | 33,300 | 270 |
| 280 | 38.8 | 343.0 | 23,400 | 35,300 | 42.8 | 354.2 | 19,200 | 34,700 | 46.3 | 362.0 | 15,200 | 32,800 | 280 |
| 290 | 35.6 | 329.6 | 21,400 | 34,100 | 39.8 | 342.6 | 17,400 | 33,700 | 43.6 | 351.8 | 13,600 | 30,700 | 290 |
| 300 | 32.0 | 314.3 | 19,600 | 31,500 | 36.6 | 329.7 | 15,800 | 31,700 | 40.6 | 340.5 | 12,000 | 28,800 | 300 |
| 310 | 28.1 | 296.6 | 17,900 | 29,000 | 33.2 | 315.0 | 14,200 | 29,800 | 37.5 | 327.9 | 10,600 | 27,100 | 310 |
| 320 | 23.5 | 275.4 | 16,300 | 26,600 | 29.4 | 298.2 | 12,700 | 28,100 | 34.1 | 313.8 | | 25,400 | 320 |
| 330 | 17.9 | 248.2 | 14,700 | 24,100 | 25.0 | 278.3 | 11,300 | 26,400 | 30.5 | 297.6 | | 23,900 | 330 |
| 340 | 9.3 | 204.9 | 13,200 | 21,400 | 19.8 | 253.4 | | 24,800 | 26.3 | 278.7 | | 22,400 | 340 |
| 350 | | | | | 12.7 | 217.8 | | 22,700 | 21.4 | 255.4 | | 21,000 | 350 |
| 360 | | | | | | | | | 15.0 | 224.0 | | 19,600 | 360 |

MLC300 VPC-MAX S-1

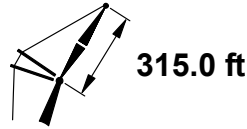
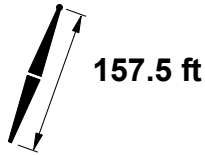
ASME B30.5



| ft | 85° | | | | 83° | | | | 80° | | | | ft |
|-----|------|-------|--------|--------|------|-------|--------|--------|------|-------|--------|--------|-----|
| | ft | lb | lb | lb | ft | lb | lb | lb | ft | lb | lb | lb | |
| 115 | 73.1 | 465.9 | 40,300 | 40,300 | | | | | | | | | 115 |
| 120 | 72.2 | 464.3 | 39,800 | 39,800 | | | | | | | | | 120 |
| 125 | 71.2 | 462.6 | 39,300 | 39,300 | | | | | | | | | 125 |
| 130 | 70.3 | 460.8 | 38,700 | 38,700 | 71.3 | 462.1 | 38,900 | 38,900 | | | | | 130 |
| 135 | 69.3 | 458.9 | 38,200 | 38,200 | 70.3 | 460.4 | 38,400 | 38,400 | | | | | 135 |
| 140 | 68.3 | 456.9 | 37,700 | 37,700 | 69.4 | 458.5 | 37,900 | 37,900 | | | | | 140 |
| 145 | 67.3 | 454.8 | 37,200 | 37,200 | 68.4 | 456.5 | 37,400 | 37,400 | | | | | 145 |
| 150 | 66.3 | 452.6 | 36,700 | 36,700 | 67.4 | 454.4 | 36,900 | 36,900 | | | | | 150 |
| 155 | 65.3 | 450.3 | 36,100 | 36,100 | 66.4 | 452.2 | 36,400 | 36,400 | 68.0 | 454.4 | 36,300 | 36,300 | 155 |
| 160 | 64.3 | 447.9 | 35,700 | 35,700 | 65.4 | 449.9 | 36,000 | 36,000 | 67.1 | 452.3 | 36,000 | 36,000 | 160 |
| 165 | 63.3 | 445.4 | 35,200 | 35,200 | 64.4 | 447.5 | 35,500 | 35,500 | 66.1 | 450.1 | 35,500 | 35,500 | 165 |
| 170 | 62.3 | 442.8 | 34,700 | 34,700 | 63.4 | 445.0 | 35,000 | 35,000 | 65.1 | 447.8 | 35,100 | 35,100 | 170 |
| 175 | 61.2 | 440.0 | 34,200 | 34,200 | 62.4 | 442.4 | 34,600 | 34,600 | 64.1 | 445.3 | 34,700 | 34,700 | 175 |
| 180 | 60.2 | 437.2 | 33,800 | 33,800 | 61.3 | 439.7 | 34,100 | 34,100 | 63.0 | 442.8 | 34,300 | 34,300 | 180 |
| 185 | 59.1 | 434.2 | 33,300 | 33,300 | 60.3 | 436.8 | 33,700 | 33,700 | 62.0 | 440.1 | 33,900 | 33,900 | 185 |
| 190 | 58.0 | 431.1 | 32,900 | 32,900 | 59.2 | 433.9 | 33,300 | 33,300 | 61.0 | 437.3 | 33,500 | 33,500 | 190 |
| 195 | 57.0 | 427.8 | 32,500 | 32,500 | 58.2 | 430.7 | 32,900 | 32,900 | 59.9 | 434.4 | 33,100 | 33,100 | 195 |
| 200 | 55.9 | 424.4 | 32,100 | 32,100 | 57.1 | 427.5 | 32,400 | 32,400 | 58.8 | 431.4 | 32,700 | 32,700 | 200 |
| 205 | 54.7 | 420.9 | 31,700 | 31,700 | 56.0 | 424.1 | 32,000 | 32,000 | 57.8 | 428.3 | 32,300 | 32,300 | 205 |
| 210 | 53.6 | 417.2 | 31,300 | 31,300 | 54.9 | 420.6 | 31,700 | 31,700 | 56.7 | 425.0 | 31,900 | 31,900 | 210 |
| 215 | 52.5 | 413.4 | 31,000 | 31,000 | 53.7 | 417.0 | 31,300 | 31,300 | 55.6 | 421.6 | 31,600 | 31,600 | 215 |
| 220 | 51.3 | 409.4 | 30,600 | 30,600 | 52.6 | 413.2 | 30,900 | 30,900 | 54.5 | 418.0 | 31,200 | 31,200 | 220 |
| 225 | 50.1 | 405.2 | 30,300 | 30,300 | 51.4 | 409.2 | 30,600 | 30,600 | 53.3 | 414.3 | 30,900 | 30,900 | 225 |
| 230 | 48.9 | 400.9 | 29,900 | 29,900 | 50.2 | 405.0 | 30,200 | 30,200 | 52.2 | 410.4 | 30,500 | 30,500 | 230 |
| 235 | 47.7 | 396.4 | 29,600 | 29,600 | 49.0 | 400.7 | 29,900 | 29,900 | 51.0 | 406.4 | 30,200 | 30,200 | 235 |
| 240 | 46.4 | 391.6 | 29,300 | 29,300 | 47.8 | 396.2 | 29,600 | 29,600 | 49.8 | 402.2 | 29,900 | 29,900 | 240 |
| 245 | 45.2 | 386.7 | 29,000 | 29,000 | 46.6 | 391.5 | 29,300 | 29,300 | 48.6 | 397.8 | 29,600 | 29,600 | 245 |
| 250 | 43.8 | 381.5 | 28,700 | 28,700 | 45.3 | 386.5 | 29,000 | 29,000 | 47.4 | 393.2 | 29,300 | 29,300 | 250 |
| 255 | 42.5 | 376.1 | 28,400 | 28,400 | 44.0 | 381.4 | 28,700 | 28,700 | 46.1 | 388.4 | 29,000 | 29,000 | 255 |
| 260 | 41.1 | 370.4 | 28,200 | 28,200 | 42.6 | 376.0 | 28,400 | 28,400 | 44.8 | 383.4 | 28,700 | 28,700 | 260 |
| 265 | 39.7 | 364.4 | 28,000 | 28,000 | 41.3 | 370.3 | 28,200 | 28,200 | 43.5 | 378.1 | 28,500 | 28,500 | 265 |
| 270 | 38.2 | 358.1 | 27,700 | 27,700 | 39.9 | 364.4 | 28,000 | 28,000 | 42.2 | 372.7 | 28,200 | 28,200 | 270 |
| 280 | 35.2 | 344.4 | 27,300 | 27,300 | 36.9 | 351.5 | 27,500 | 27,500 | 39.3 | 360.8 | 26,300 | 27,700 | 280 |
| 290 | 31.8 | 329.0 | 24,100 | 24,100 | 33.7 | 337.1 | 26,700 | 27,200 | 36.3 | 347.7 | 24,200 | 27,400 | 290 |
| 300 | 28.1 | 311.3 | 19,300 | 19,300 | 30.2 | 320.7 | 23,300 | 23,300 | 33.1 | 333.0 | 22,300 | 26,900 | 300 |
| 310 | 23.9 | 290.3 | 14,700 | 14,700 | 26.3 | 301.7 | 18,200 | 18,200 | 29.6 | 316.2 | 20,400 | 24,600 | 310 |
| 320 | 18.8 | 264.0 | 10,500 | 10,500 | 21.7 | 278.8 | 13,500 | 13,500 | 25.6 | 296.6 | 18,700 | 18,800 | 320 |
| 330 | | | | | | | | | 20.8 | 272.7 | 13,800 | 13,800 | 330 |
| 340 | | | | | | | | | | | | | 340 |
| 350 | | | | | | | | | | | | | 350 |
| 360 | | | | | | | | | | | | | 360 |
| 370 | | | | | | | | | | | | | 370 |
| 380 | | | | | | | | | | | | | 380 |

MLC300 VPC-MAX S-1

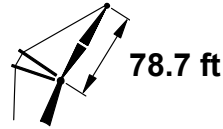

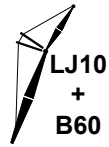
ASME B30.5



| ft | 75° | | | | 70° | | | | 65° | | | | ft |
|-----|------|-------|--------|--------|------|-------|--------|--------|------|-------|--------|--------|-----|
| | ft | ft | lb | lb | ft | ft | lb | lb | ft | ft | lb | lb | |
| 115 | | | | | | | | | | | | | 115 |
| 120 | | | | | | | | | | | | | 120 |
| 125 | | | | | | | | | | | | | 125 |
| 130 | | | | | | | | | | | | | 130 |
| 135 | | | | | | | | | | | | | 135 |
| 140 | | | | | | | | | | | | | 140 |
| 145 | | | | | | | | | | | | | 145 |
| 150 | | | | | | | | | | | | | 150 |
| 155 | | | | | | | | | | | | | 155 |
| 160 | | | | | | | | | | | | | 160 |
| 165 | | | | | | | | | | | | | 165 |
| 170 | | | | | | | | | | | | | 170 |
| 175 | | | | | | | | | | | | | 175 |
| 180 | | | | | | | | | | | | | 180 |
| 185 | | | | | | | | | | | | | 185 |
| 190 | 63.7 | 441.4 | 32,800 | 32,800 | | | | | | | | | 190 |
| 195 | 62.7 | 438.8 | 32,500 | 32,500 | | | | | | | | | 195 |
| 200 | 61.7 | 436.1 | 32,200 | 32,200 | | | | | | | | | 200 |
| 205 | 60.6 | 433.3 | 31,900 | 31,900 | | | | | | | | | 205 |
| 210 | 59.6 | 430.4 | 31,700 | 31,700 | | | | | | | | | 210 |
| 215 | 58.5 | 427.3 | 31,400 | 31,400 | | | | | | | | | 215 |
| 220 | 57.4 | 424.1 | 31,100 | 31,100 | | | | | | | | | 220 |
| 225 | 56.4 | 420.8 | 30,800 | 30,800 | | | | | | | | | 225 |
| 230 | 55.2 | 417.3 | 30,500 | 30,500 | 58.1 | 421.8 | 29,000 | 29,300 | | | | | 230 |
| 235 | 54.1 | 413.7 | 30,200 | 30,200 | 57.0 | 418.6 | 27,600 | 29,200 | | | | | 235 |
| 240 | 53.0 | 410.0 | 29,900 | 29,900 | 56.0 | 415.2 | 26,400 | 29,100 | | | | | 240 |
| 245 | 51.8 | 406.0 | 29,700 | 29,700 | 54.8 | 411.7 | 25,100 | 28,900 | | | | | 245 |
| 250 | 50.7 | 402.0 | 28,700 | 29,400 | 53.7 | 408.0 | 24,000 | 28,700 | | | | | 250 |
| 255 | 49.5 | 397.7 | 27,500 | 29,100 | 52.6 | 404.2 | 22,800 | 28,500 | | | | | 255 |
| 260 | 48.2 | 393.2 | 26,300 | 28,900 | 51.4 | 400.2 | 21,800 | 28,400 | | | | | 260 |
| 265 | 47.0 | 388.6 | 25,200 | 28,600 | 50.2 | 396.1 | 20,700 | 28,200 | 53.2 | 400.9 | 16,400 | 26,700 | 265 |
| 270 | 45.7 | 383.7 | 24,100 | 28,400 | 49.0 | 391.7 | 19,700 | 28,000 | 52.0 | 397.0 | 15,500 | 26,600 | 270 |
| 280 | 43.1 | 373.4 | 22,000 | 27,900 | 46.5 | 382.5 | 17,800 | 27,700 | 49.7 | 388.7 | 13,700 | 26,500 | 280 |
| 290 | 40.3 | 361.9 | 20,100 | 27,500 | 44.0 | 372.4 | 16,000 | 27,300 | 47.2 | 379.7 | 12,100 | 26,400 | 290 |
| 300 | 37.4 | 349.3 | 18,300 | 27,200 | 41.2 | 361.3 | 14,400 | 27,000 | 44.7 | 369.8 | 10,600 | 26,300 | 300 |
| 310 | 34.3 | 335.2 | 16,600 | 26,800 | 38.4 | 349.1 | 12,800 | 26,700 | 42.0 | 359.0 | | 26,000 | 310 |
| 320 | 30.8 | 319.2 | 15,000 | 25,600 | 35.3 | 335.5 | 11,400 | 26,400 | 39.2 | 347.1 | | 24,400 | 320 |
| 330 | 27.0 | 300.7 | 13,500 | 23,400 | 32.0 | 320.2 | 10,000 | 25,400 | 36.2 | 333.9 | | 22,800 | 330 |
| 340 | 22.6 | 278.6 | 12,100 | 17,400 | 28.3 | 302.6 | | 23,900 | 32.9 | 319.1 | | 21,400 | 340 |
| 350 | 17.1 | 250.1 | 10,700 | 12,300 | 24.1 | 281.8 | | 21,400 | 29.3 | 302.2 | | 20,000 | 350 |
| 360 | | | | | 19.0 | 255.8 | | 15,300 | 25.3 | 282.4 | | 18,700 | 360 |
| 370 | | | | | 12.0 | 218.4 | | 10,600 | 20.5 | 258.1 | | 17,400 | 370 |
| 380 | | | | | | | | | 14.3 | 225.2 | | 13,000 | 380 |

MLC300 VPC-MAX S-1

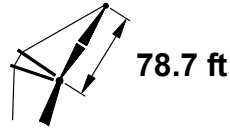

ASME B30.5



| ft | 85° | | | | 83° | | | | 80° | | | | ft |
|-----|------|-------|-----------|-----------|------|-------|-----------|-----------|------|-------|-----------|-----------|-----|
| | ft | ft | lb | lb | ft | ft | lb | lb | ft | ft | lb | lb | |
| 50 | 71.7 | 258.8 | 291,400 d | 291,400 d | | | | | | | | | 50 |
| 55 | 67.8 | 256.8 | 266,400 c | 266,400 c | | | | | | | | | 55 |
| 60 | 63.7 | 254.3 | 240,300 b | 240,300 b | 68.7 | 256.6 | 285,700 c | 285,700 c | | | | | 60 |
| 65 | 59.5 | 251.4 | 219,300 b | 219,300 b | 64.7 | 254.2 | 261,700 b | 269,100 b | | | | | 65 |
| 70 | 55.1 | 247.9 | 201,900 | 201,900 | 60.5 | 251.4 | 238,200 b | 243,200 b | 68.1 | 254.8 | 230,100 c | 287,400 c | 70 |
| 75 | 50.4 | 243.8 | 187,300 | 187,300 | 56.2 | 248.1 | 218,400 | 222,400 | 64.1 | 252.3 | 211,000 b | 263,800 b | 75 |
| 80 | 45.3 | 238.9 | 175,100 | 175,100 | 51.5 | 244.1 | 201,500 | 205,200 | 59.9 | 249.4 | 194,600 b | 243,600 b | 80 |
| 85 | 39.7 | 233.1 | 164,800 | 164,800 | 46.6 | 239.5 | 186,800 | 190,900 | 55.5 | 246.0 | 180,500 | 226,100 | 85 |
| 90 | 33.3 | 225.8 | 156,300 | 156,300 | 41.1 | 233.9 | 174,000 | 178,800 | 50.8 | 242.0 | 168,100 | 210,800 | 90 |
| 95 | 25.3 | 216.1 | 149,800 | 149,800 | 34.9 | 227.0 | 162,700 | 168,700 | 45.8 | 237.2 | 157,200 | 197,400 | 95 |
| 100 | 12.9 | 199.7 | 146,300 | 146,300 | 27.4 | 218.0 | 152,500 | 160,700 | 40.2 | 231.4 | 147,500 | 185,400 | 100 |
| 105 | | | | | 16.8 | 204.3 | 143,300 | 155,100 | 33.9 | 224.3 | 138,800 | 174,600 | 105 |
| 110 | | | | | | | | | 26.1 | 214.8 | 130,800 | 164,900 | 110 |
| 115 | | | | | | | | | 14.4 | 199.6 | 123,500 | 155,900 | 115 |
| 120 | | | | | | | | | | | | | 120 |
| 125 | | | | | | | | | | | | | 125 |
| 130 | | | | | | | | | | | | | 130 |
| 135 | | | | | | | | | | | | | 135 |
| 140 | | | | | | | | | | | | | 140 |
| 145 | | | | | | | | | | | | | 145 |
| 150 | | | | | | | | | | | | | 150 |
| 155 | | | | | | | | | | | | | 155 |
| 160 | | | | | | | | | | | | | 160 |

MLC300 VPC-MAX S-1

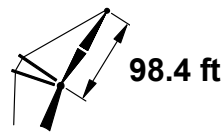
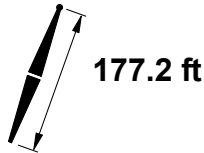
ASME B30.5



| ft | 75° | | | | 70° | | | | 65° | | | | ft |
|-----|------|-------|-----------|-----------|------|-------|---------|---------|------|-------|--------|---------|-----|
| | ft | ft | lb | lb | ft | ft | lb | lb | ft | ft | lb | lb | |
| 50 | | | | | | | | | | | | | 50 |
| 55 | | | | | | | | | | | | | 55 |
| 60 | | | | | | | | | | | | | 60 |
| 65 | | | | | | | | | | | | | 65 |
| 70 | | | | | | | | | | | | | 70 |
| 75 | | | | | | | | | | | | | 75 |
| 80 | | | | | | | | | | | | | 80 |
| 85 | | | | | | | | | | | | | 85 |
| 90 | | | | | | | | | | | | | 90 |
| 95 | 60.0 | 246.0 | 147,900 b | 188,100 b | | | | | | | | | 95 |
| 100 | 55.6 | 242.6 | 138,800 | 176,700 | | | | | | | | | 100 |
| 105 | 51.0 | 238.6 | 130,600 | 166,500 | | | | | | | | | 105 |
| 110 | 45.9 | 233.8 | 123,300 | 157,300 | | | | | | | | | 110 |
| 115 | 40.4 | 228.1 | 116,600 | 149,000 | 55.5 | 237.6 | 109,300 | 141,700 | | | | | 115 |
| 120 | 34.1 | 221.0 | 110,500 | 141,400 | 50.8 | 233.6 | 103,600 | 134,600 | | | | | 120 |
| 125 | 26.4 | 211.7 | 104,900 | 134,400 | 45.7 | 228.8 | 98,400 | 128,000 | | | | | 125 |
| 130 | 15.0 | 196.9 | 99,500 | 127,800 | 40.2 | 223.0 | 93,600 | 121,900 | | | | | 130 |
| 135 | | | | | 33.8 | 215.8 | 89,200 | 116,300 | 50.1 | 226.8 | 83,300 | 110,500 | 135 |
| 140 | | | | | 26.1 | 206.4 | 85,000 | 111,100 | 45.0 | 221.9 | 79,500 | 105,600 | 140 |
| 145 | | | | | 14.4 | 191.2 | 81,000 | 106,100 | 39.4 | 216.0 | 75,900 | 101,100 | 145 |
| 150 | | | | | | | | | 32.9 | 208.6 | 72,500 | 96,800 | 150 |
| 155 | | | | | | | | | 24.8 | 198.7 | 69,300 | 92,800 | 155 |
| 160 | | | | | | | | | 11.8 | 181.6 | 66,100 | 88,900 | 160 |

MLC300 VPC-MAX S-1

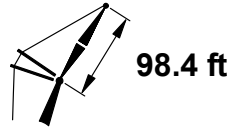

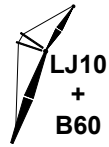
ASME B30.5



| ft | 85° | | | | 83° | | | | 80° | | | | ft |
|-----|------|-------|-----------|-----------|------|-------|-----------|-----------|------|-------|-----------|-----------|-----|
| | ft | ft | lb | lb | ft | lb | lb | ft | lb | lb | ft | | |
| 55 | 72.4 | 277.9 | 247,000 c | 247,000 c | | | | | | | | | 55 |
| 60 | 69.3 | 276.0 | 243,200 b | 243,200 b | | | | | | | | | 60 |
| 65 | 66.1 | 273.8 | 220,600 b | 220,600 b | 70.1 | 275.8 | 245,500 b | 245,500 b | | | | | 65 |
| 70 | 62.9 | 271.3 | 202,200 | 202,200 | 66.9 | 273.7 | 237,300 b | 242,900 b | | | | | 70 |
| 75 | 59.5 | 268.3 | 186,800 | 186,800 | 63.7 | 271.2 | 217,500 | 228,000 | | | | | 75 |
| 80 | 56.0 | 265.0 | 173,800 | 173,800 | 60.3 | 268.3 | 200,700 | 208,800 | 66.4 | 271.8 | 193,500 b | 242,400 b | 80 |
| 85 | 52.3 | 261.1 | 162,600 | 162,600 | 56.8 | 265.1 | 186,100 | 193,000 | 63.2 | 269.3 | 179,400 | 225,000 | 85 |
| 90 | 48.5 | 256.7 | 153,100 | 153,100 | 53.2 | 261.4 | 173,300 | 179,600 | 59.8 | 266.4 | 167,100 | 209,800 | 90 |
| 95 | 44.3 | 251.7 | 144,800 | 144,800 | 49.4 | 257.1 | 162,100 | 168,300 | 56.3 | 263.1 | 156,300 | 196,400 | 95 |
| 100 | 39.8 | 245.8 | 137,600 | 137,600 | 45.3 | 252.3 | 152,100 | 158,500 | 52.6 | 259.3 | 146,700 | 184,500 | 100 |
| 105 | 34.8 | 238.9 | 131,600 | 131,600 | 40.9 | 246.6 | 143,200 | 150,000 | 48.8 | 254.9 | 138,000 | 173,900 | 105 |
| 110 | 29.1 | 230.3 | 126,600 | 126,600 | 36.1 | 239.9 | 135,100 | 142,800 | 44.7 | 250.0 | 130,300 | 164,300 | 110 |
| 115 | 21.9 | 219.0 | 122,900 | 122,900 | 30.5 | 231.8 | 127,800 | 136,800 | 40.2 | 244.2 | 123,300 | 155,700 | 115 |
| 120 | 10.1 | 199.4 | 115,400 | 115,400 | 23.8 | 221.4 | 121,100 | 132,000 | 35.3 | 237.3 | 116,800 | 147,800 | 120 |
| 125 | | | | | 14.0 | 205.2 | 114,900 | 126,900 | 29.6 | 228.9 | 111,000 | 140,500 | 125 |
| 130 | | | | | | | | | 22.6 | 217.9 | 105,500 | 133,800 | 130 |
| 135 | | | | | | | | | 11.7 | 199.9 | 100,400 | 127,500 | 135 |
| 140 | | | | | | | | | | | | | 140 |
| 145 | | | | | | | | | | | | | 145 |
| 150 | | | | | | | | | | | | | 150 |
| 155 | | | | | | | | | | | | | 155 |
| 160 | | | | | | | | | | | | | 160 |
| 165 | | | | | | | | | | | | | 165 |
| 170 | | | | | | | | | | | | | 170 |
| 175 | | | | | | | | | | | | | 175 |
| 180 | | | | | | | | | | | | | 180 |

MLC300 VPC-MAX S-1

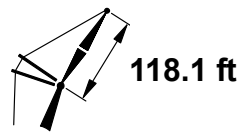
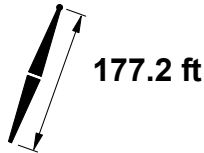
ASME B30.5



| ft | 75° | | | | 70° | | | | 65° | | | | ft |
|-----|------|-------|---------|---------|------|-------|--------|---------|------|-------|--------|--------|-----|
| | ft | ° | ft | lb | ft | ° | ft | lb | ft | ° | ft | lb | |
| 55 | | | | | | | | | | | | | 55 |
| 60 | | | | | | | | | | | | | 60 |
| 65 | | | | | | | | | | | | | 65 |
| 70 | | | | | | | | | | | | | 70 |
| 75 | | | | | | | | | | | | | 75 |
| 80 | | | | | | | | | | | | | 80 |
| 85 | | | | | | | | | | | | | 85 |
| 90 | | | | | | | | | | | | | 90 |
| 95 | | | | | | | | | | | | | 95 |
| 100 | 63.3 | 265.8 | 137,600 | 175,400 | | | | | | | | | 100 |
| 105 | 59.9 | 263.0 | 129,500 | 165,300 | | | | | | | | | 105 |
| 110 | 56.4 | 259.6 | 122,200 | 156,200 | | | | | | | | | 110 |
| 115 | 52.8 | 255.9 | 115,600 | 148,000 | | | | | | | | | 115 |
| 120 | 48.9 | 251.6 | 109,600 | 140,500 | | | | | | | | | 120 |
| 125 | 44.8 | 246.6 | 104,100 | 133,600 | 56.3 | 254.7 | 97,200 | 126,700 | | | | | 125 |
| 130 | 40.4 | 240.8 | 99,100 | 127,300 | 52.6 | 250.9 | 92,500 | 120,800 | | | | | 130 |
| 135 | 35.5 | 234.0 | 94,400 | 121,500 | 48.8 | 246.5 | 88,100 | 115,300 | | | | | 135 |
| 140 | 29.8 | 225.7 | 90,100 | 116,200 | 44.7 | 241.5 | 84,100 | 110,200 | | | | | 140 |
| 145 | 22.9 | 214.8 | 86,000 | 111,100 | 40.2 | 235.7 | 80,400 | 105,500 | 52.1 | 244.2 | 74,200 | 99,800 | 145 |
| 150 | 12.2 | 197.3 | 82,100 | 106,300 | 35.3 | 228.9 | 76,900 | 101,100 | 48.3 | 239.8 | 70,900 | 95,700 | 150 |
| 155 | | | | | 29.6 | 220.5 | 73,600 | 97,000 | 44.1 | 234.7 | 67,900 | 91,800 | 155 |
| 160 | | | | | 22.6 | 209.5 | 70,500 | 93,100 | 39.6 | 228.8 | 65,000 | 88,200 | 160 |
| 165 | | | | | 11.6 | 191.4 | 67,500 | 89,300 | 34.6 | 221.7 | 62,300 | 84,800 | 165 |
| 170 | | | | | | | | | 28.8 | 213.1 | 59,700 | 81,600 | 170 |
| 175 | | | | | | | | | 21.4 | 201.6 | 57,200 | 78,500 | 175 |
| 180 | | | | | | | | | 9.1 | 180.9 | 54,600 | 75,400 | 180 |

MLC300 VPC-MAX S-1

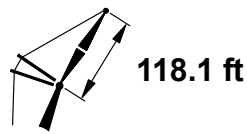
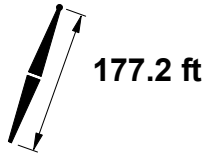
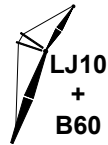
ASME B30.5



| ft | 85° | | | | 83° | | | | 80° | | | | ft |
|-----|------|-------|-----------|-----------|------|-------|-----------|-----------|------|-------|---------|---------|-----|
| | ft | lb | lb | lb | ft | lb | lb | lb | ft | lb | lb | lb | |
| 60 | 72.9 | 297.0 | 211,300 b | 211,300 b | | | | | | | | | 60 |
| 65 | 70.3 | 295.2 | 202,300 b | 202,300 b | | | | | | | | | 65 |
| 70 | 67.7 | 293.2 | 193,500 | 193,500 | 71.0 | 295.0 | 205,500 b | 205,500 b | | | | | 70 |
| 75 | 65.0 | 290.9 | 184,900 | 184,900 | 68.4 | 293.0 | 197,000 | 197,000 | | | | | 75 |
| 80 | 62.3 | 288.2 | 174,500 | 174,500 | 65.7 | 290.7 | 188,600 | 188,600 | | | | | 80 |
| 85 | 59.5 | 285.3 | 162,800 | 162,800 | 63.0 | 288.2 | 180,400 | 180,400 | 67.9 | 291.2 | 178,600 | 196,200 | 85 |
| 90 | 56.6 | 282.0 | 152,600 | 152,600 | 60.2 | 285.3 | 172,500 | 172,500 | 65.3 | 288.9 | 166,300 | 188,400 | 90 |
| 95 | 53.6 | 278.3 | 143,800 | 143,800 | 57.3 | 282.1 | 161,500 | 165,100 | 62.5 | 286.3 | 155,500 | 180,700 | 95 |
| 100 | 50.4 | 274.2 | 136,000 | 136,000 | 54.3 | 278.5 | 151,600 | 158,000 | 59.7 | 283.3 | 145,900 | 173,100 | 100 |
| 105 | 47.2 | 269.6 | 129,200 | 129,200 | 51.2 | 274.5 | 142,700 | 150,600 | 56.8 | 280.1 | 137,400 | 165,800 | 105 |
| 110 | 43.7 | 264.5 | 123,200 | 123,200 | 48.0 | 270.1 | 134,700 | 142,500 | 53.8 | 276.4 | 129,600 | 158,800 | 110 |
| 115 | 39.9 | 258.6 | 118,000 | 118,000 | 44.5 | 265.0 | 127,500 | 135,400 | 50.7 | 272.4 | 122,700 | 152,200 | 115 |
| 120 | 35.8 | 251.8 | 113,400 | 113,400 | 40.8 | 259.3 | 120,900 | 129,200 | 47.4 | 267.8 | 116,300 | 145,500 | 120 |
| 125 | 31.3 | 243.9 | 109,500 | 109,500 | 36.9 | 252.8 | 114,900 | 123,800 | 44.0 | 262.7 | 110,500 | 139,100 | 125 |
| 130 | 26.0 | 234.2 | 106,400 | 106,400 | 32.4 | 245.2 | 109,300 | 119,000 | 40.3 | 256.9 | 105,200 | 132,900 | 130 |
| 135 | 19.3 | 221.4 | 104,200 | 104,200 | 27.4 | 236.0 | 104,200 | 115,100 | 36.2 | 250.2 | 100,300 | 126,900 | 135 |
| 140 | 7.8 | 198.2 | 91,400 | 91,400 | 21.1 | 224.1 | 99,400 | 111,100 | 31.7 | 242.4 | 95,800 | 121,300 | 140 |
| 145 | | | | | 11.8 | 205.6 | 94,900 | 100,600 | 26.5 | 232.9 | 91,500 | 116,100 | 145 |
| 150 | | | | | | | | | 20.0 | 220.5 | 87,600 | 111,300 | 150 |
| 155 | | | | | | | | | 9.5 | 199.4 | 83,700 | 101,900 | 155 |
| 160 | | | | | | | | | | | | | 160 |
| 165 | | | | | | | | | | | | | 165 |
| 170 | | | | | | | | | | | | | 170 |
| 175 | | | | | | | | | | | | | 175 |
| 180 | | | | | | | | | | | | | 180 |
| 185 | | | | | | | | | | | | | 185 |
| 190 | | | | | | | | | | | | | 190 |
| 195 | | | | | | | | | | | | | 195 |
| 200 | | | | | | | | | | | | | 200 |

MLC300 VPC-MAX S-1

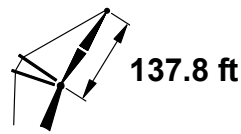
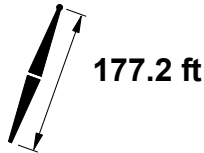
ASME B30.5



| ft | 75° | | | | 70° | | | | 65° | | | | ft |
|-----|------|-------|---------|---------|------|-------|--------|---------|------|-------|--------|--------|-----|
| | ft | ft | lb | lb | ft | ft | lb | lb | ft | ft | lb | lb | |
| 60 | | | | | | | | | | | | | 60 |
| 65 | | | | | | | | | | | | | 65 |
| 70 | | | | | | | | | | | | | 70 |
| 75 | | | | | | | | | | | | | 75 |
| 80 | | | | | | | | | | | | | 80 |
| 85 | | | | | | | | | | | | | 85 |
| 90 | | | | | | | | | | | | | 90 |
| 95 | | | | | | | | | | | | | 95 |
| 100 | | | | | | | | | | | | | 100 |
| 105 | | | | | | | | | | | | | 105 |
| 110 | 62.6 | 282.8 | 121,300 | 155,300 | | | | | | | | | 110 |
| 115 | 59.8 | 279.9 | 114,700 | 147,100 | | | | | | | | | 115 |
| 120 | 57.0 | 276.7 | 108,800 | 139,700 | | | | | | | | | 120 |
| 125 | 54.0 | 273.0 | 103,300 | 132,900 | | | | | | | | | 125 |
| 130 | 50.8 | 269.0 | 98,300 | 126,600 | | | | | | | | | 130 |
| 135 | 47.6 | 264.5 | 93,700 | 120,900 | 56.8 | 271.7 | 87,200 | 114,400 | | | | | 135 |
| 140 | 44.1 | 259.4 | 89,500 | 115,600 | 53.8 | 268.0 | 83,300 | 109,400 | | | | | 140 |
| 145 | 40.4 | 253.6 | 85,600 | 110,700 | 50.7 | 264.0 | 79,600 | 104,700 | | | | | 145 |
| 150 | 36.4 | 247.0 | 81,900 | 106,100 | 47.4 | 259.4 | 76,200 | 100,400 | | | | | 150 |
| 155 | 31.9 | 239.2 | 78,500 | 101,800 | 44.0 | 254.3 | 73,000 | 96,300 | 53.4 | 261.4 | 66,600 | 90,900 | 155 |
| 160 | 26.7 | 229.7 | 75,200 | 97,800 | 40.2 | 248.5 | 70,000 | 92,600 | 50.3 | 257.3 | 63,800 | 87,300 | 160 |
| 165 | 20.3 | 217.4 | 72,200 | 94,000 | 36.2 | 241.8 | 67,200 | 89,000 | 47.0 | 252.6 | 61,200 | 84,000 | 165 |
| 170 | 10.1 | 197.1 | 69,200 | 90,300 | 31.7 | 234.0 | 64,500 | 85,700 | 43.5 | 247.4 | 58,700 | 80,800 | 170 |
| 175 | | | | | 26.5 | 224.5 | 62,000 | 82,500 | 39.7 | 241.5 | 56,300 | 77,900 | 175 |
| 180 | | | | | 20.0 | 212.0 | 59,600 | 79,500 | 35.6 | 234.7 | 54,100 | 75,100 | 180 |
| 185 | | | | | 9.4 | 190.9 | 57,200 | 76,500 | 31.1 | 226.7 | 51,900 | 72,400 | 185 |
| 190 | | | | | | | | | 25.7 | 216.9 | 49,900 | 69,900 | 190 |
| 195 | | | | | | | | | 18.9 | 203.8 | 47,900 | 67,400 | 195 |
| 200 | | | | | | | | | 6.7 | 179.1 | 45,800 | 65,000 | 200 |

MLC300 VPC-MAX S-1



ASME B30.5



| ft | 85° | | | | 83° | | | | 80° | | | | ft |
|-----|------|-------|---------|---------|------|-------|---------|---------|------|-------|---------|---------|-----|
| | ft | lb | lb | lb | ft | lb | lb | lb | ft | lb | lb | lb | |
| 65 | 73.3 | 316.1 | 180,900 | 180,900 | | | | | | | | | 65 |
| 70 | 71.1 | 314.4 | 174,100 | 174,100 | | | | | | | | | 70 |
| 75 | 68.8 | 312.4 | 167,400 | 167,400 | 71.6 | 314.1 | 176,500 | 176,500 | | | | | 75 |
| 80 | 66.6 | 310.3 | 160,800 | 160,800 | 69.4 | 312.2 | 170,000 | 170,000 | | | | | 80 |
| 85 | 64.3 | 307.9 | 154,500 | 154,500 | 67.1 | 310.1 | 163,600 | 163,600 | | | | | 85 |
| 90 | 61.9 | 305.2 | 147,600 | 147,600 | 64.8 | 307.7 | 157,400 | 157,400 | | | | | 90 |
| 95 | 59.5 | 302.2 | 140,600 | 140,600 | 62.5 | 305.1 | 150,700 | 150,700 | 66.8 | 308.3 | 154,300 | 163,300 | 95 |
| 100 | 57.0 | 299.0 | 133,900 | 133,900 | 60.1 | 302.2 | 143,500 | 143,500 | 64.5 | 305.9 | 144,700 | 157,400 | 100 |
| 105 | 54.5 | 295.4 | 127,600 | 127,600 | 57.6 | 299.1 | 136,700 | 136,700 | 62.1 | 303.2 | 136,200 | 150,600 | 105 |
| 110 | 51.8 | 291.5 | 121,700 | 121,700 | 55.1 | 295.6 | 130,300 | 130,300 | 59.7 | 300.3 | 128,500 | 143,700 | 110 |
| 115 | 49.1 | 287.2 | 116,200 | 116,200 | 52.5 | 291.8 | 124,300 | 124,300 | 57.2 | 297.1 | 121,600 | 137,000 | 115 |
| 120 | 46.2 | 282.5 | 110,900 | 110,900 | 49.7 | 287.6 | 118,600 | 118,600 | 54.7 | 293.6 | 115,300 | 130,700 | 120 |
| 125 | 43.2 | 277.2 | 106,000 | 106,000 | 46.9 | 282.9 | 113,200 | 113,200 | 52.1 | 289.7 | 109,500 | 124,600 | 125 |
| 130 | 40.0 | 271.3 | 101,300 | 101,300 | 43.9 | 277.8 | 108,000 | 108,000 | 49.3 | 285.4 | 104,200 | 119,000 | 130 |
| 135 | 36.5 | 264.7 | 96,800 | 96,800 | 40.8 | 272.1 | 103,200 | 103,200 | 46.5 | 280.7 | 99,400 | 113,500 | 135 |
| 140 | 32.8 | 257.2 | 92,600 | 92,600 | 37.4 | 265.7 | 98,500 | 98,500 | 43.5 | 275.5 | 94,900 | 108,300 | 140 |
| 145 | 28.5 | 248.3 | 88,600 | 88,600 | 33.7 | 258.4 | 94,200 | 94,200 | 40.3 | 269.7 | 90,700 | 103,400 | 145 |
| 150 | 23.6 | 237.6 | 84,900 | 84,900 | 29.6 | 249.9 | 90,200 | 90,200 | 36.8 | 263.1 | 86,800 | 98,700 | 150 |
| 155 | 17.3 | 223.3 | 81,600 | 81,600 | 24.9 | 239.6 | 86,300 | 86,300 | 33.1 | 255.7 | 83,200 | 94,400 | 155 |
| 160 | 5.7 | 195.8 | 73,500 | 73,500 | 19.0 | 226.5 | 82,800 | 82,800 | 28.9 | 246.9 | 79,800 | 90,200 | 160 |
| 165 | | | | | 10.0 | 205.3 | 79,600 | 79,700 | 24.1 | 236.4 | 76,600 | 86,500 | 165 |
| 170 | | | | | | | | | 17.9 | 222.5 | 73,600 | 82,900 | 170 |
| 175 | | | | | | | | | 7.6 | 198.1 | 70,600 | 79,800 | 175 |
| 180 | | | | | | | | | | | | | 180 |
| 185 | | | | | | | | | | | | | 185 |
| 190 | | | | | | | | | | | | | 190 |
| 195 | | | | | | | | | | | | | 195 |
| 200 | | | | | | | | | | | | | 200 |
| 205 | | | | | | | | | | | | | 205 |
| 210 | | | | | | | | | | | | | 210 |
| 215 | | | | | | | | | | | | | 215 |
| 220 | | | | | | | | | | | | | 220 |

MLC300 VPC-MAX S-1

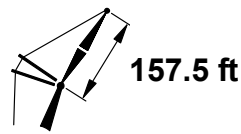

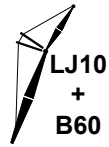
ASME B30.5



| ft | 75° | | | | 70° | | | | 65° | | | | ft |
|-----|------|-------|---------|---------|------|-------|--------|---------|------|-------|--------|--------|-----|
| | ft | ft | lb | lb | ft | ft | lb | lb | ft | ft | lb | lb | |
| 65 | | | | | | | | | | | | | 65 |
| 70 | | | | | | | | | | | | | 70 |
| 75 | | | | | | | | | | | | | 75 |
| 80 | | | | | | | | | | | | | 80 |
| 85 | | | | | | | | | | | | | 85 |
| 90 | | | | | | | | | | | | | 90 |
| 95 | | | | | | | | | | | | | 95 |
| 100 | | | | | | | | | | | | | 100 |
| 105 | | | | | | | | | | | | | 105 |
| 110 | | | | | | | | | | | | | 110 |
| 115 | | | | | | | | | | | | | 115 |
| 120 | 62.2 | 299.8 | 107,400 | 138,400 | | | | | | | | | 120 |
| 125 | 59.8 | 296.9 | 102,000 | 131,600 | | | | | | | | | 125 |
| 130 | 57.3 | 293.7 | 97,100 | 125,400 | | | | | | | | | 130 |
| 135 | 54.8 | 290.1 | 92,500 | 119,700 | | | | | | | | | 135 |
| 140 | 52.2 | 286.3 | 88,300 | 114,400 | | | | | | | | | 140 |
| 145 | 49.4 | 282.0 | 84,400 | 109,500 | 57.2 | 288.7 | 78,200 | 103,300 | | | | | 145 |
| 150 | 46.6 | 277.3 | 80,800 | 105,000 | 54.7 | 285.1 | 74,800 | 99,000 | | | | | 150 |
| 155 | 43.6 | 272.1 | 77,400 | 100,800 | 52.0 | 281.3 | 71,700 | 95,000 | | | | | 155 |
| 160 | 40.4 | 266.3 | 74,300 | 96,800 | 49.3 | 277.0 | 68,700 | 91,300 | | | | | 160 |
| 165 | 37.0 | 259.8 | 71,300 | 93,100 | 46.5 | 272.3 | 66,000 | 87,800 | | | | | 165 |
| 170 | 33.3 | 252.4 | 68,500 | 89,700 | 43.5 | 267.1 | 63,300 | 84,500 | 51.7 | 274.6 | 56,800 | 79,500 | 170 |
| 175 | 29.1 | 243.7 | 65,900 | 86,400 | 40.3 | 261.2 | 60,800 | 81,400 | 48.9 | 270.3 | 54,500 | 76,600 | 175 |
| 180 | 24.3 | 233.2 | 63,400 | 83,300 | 36.8 | 254.7 | 58,400 | 78,500 | 46.1 | 265.5 | 52,300 | 73,800 | 180 |
| 185 | 18.2 | 219.5 | 61,000 | 80,300 | 33.1 | 247.2 | 56,100 | 75,700 | 43.0 | 260.2 | 50,300 | 71,200 | 185 |
| 190 | 8.2 | 196.1 | 58,600 | 77,400 | 28.9 | 238.5 | 54,000 | 73,100 | 39.8 | 254.3 | 48,300 | 68,700 | 190 |
| 195 | | | | | 24.1 | 227.9 | 51,900 | 70,600 | 36.4 | 247.6 | 46,400 | 66,400 | 195 |
| 200 | | | | | 17.9 | 214.1 | 49,900 | 68,200 | 32.6 | 240.0 | 44,600 | 64,200 | 200 |
| 205 | | | | | 7.5 | 189.6 | 47,800 | 65,800 | 28.3 | 231.1 | 42,900 | 62,000 | 205 |
| 210 | | | | | | | | | 23.3 | 220.2 | 41,200 | 60,000 | 210 |
| 215 | | | | | | | | | 16.9 | 205.7 | 39,600 | 58,000 | 215 |
| 220 | | | | | | | | | 4.1 | 175.3 | 37,800 | 55,900 | 220 |

MLC300 VPC-MAX S-1



ASME B30.5



| ft | 85° | | | | 83° | | | | 80° | | | | ft |
|-----|------|-------|---------|---------|------|-------|---------|---------|------|-------|---------|---------|-----|
| | ft | lb | lb | lb | ft | lb | lb | lb | ft | lb | lb | lb | |
| 70 | 73.5 | 335.2 | 149,500 | 149,500 | | | | | | | | | 70 |
| 75 | 71.6 | 333.5 | 144,300 | 144,300 | | | | | | | | | 75 |
| 80 | 69.7 | 331.6 | 139,000 | 139,000 | | | | | | | | | 80 |
| 85 | 67.7 | 329.6 | 134,000 | 134,000 | 70.1 | 331.4 | 141,000 | 141,000 | | | | | 85 |
| 90 | 65.7 | 327.3 | 129,200 | 129,200 | 68.2 | 329.4 | 136,100 | 136,100 | | | | | 90 |
| 95 | 63.7 | 324.8 | 124,200 | 124,200 | 66.2 | 327.2 | 131,400 | 131,400 | | | | | 95 |
| 100 | 61.6 | 322.1 | 119,200 | 119,200 | 64.2 | 324.7 | 126,600 | 126,600 | 67.9 | 327.6 | 135,600 | 135,600 | 100 |
| 105 | 59.5 | 319.2 | 114,200 | 114,200 | 62.1 | 322.1 | 121,500 | 121,500 | 65.9 | 325.3 | 131,200 | 131,200 | 105 |
| 110 | 57.3 | 316.0 | 109,300 | 109,300 | 60.0 | 319.2 | 116,600 | 116,600 | 63.8 | 322.9 | 126,600 | 126,600 | 110 |
| 115 | 55.1 | 312.5 | 104,500 | 104,500 | 57.9 | 316.1 | 111,600 | 111,600 | 61.8 | 320.2 | 120,200 | 121,800 | 115 |
| 120 | 52.8 | 308.7 | 99,900 | 99,900 | 55.6 | 312.7 | 106,700 | 106,700 | 59.7 | 317.2 | 113,900 | 116,800 | 120 |
| 125 | 50.5 | 304.6 | 95,400 | 95,400 | 53.4 | 309.0 | 102,000 | 102,000 | 57.5 | 314.1 | 108,200 | 111,900 | 125 |
| 130 | 48.0 | 300.2 | 91,200 | 91,200 | 51.1 | 304.9 | 97,400 | 97,400 | 55.3 | 310.6 | 102,900 | 107,200 | 130 |
| 135 | 45.5 | 295.3 | 86,900 | 86,900 | 48.6 | 300.6 | 93,000 | 93,000 | 53.0 | 306.9 | 98,100 | 102,400 | 135 |
| 140 | 42.8 | 290.0 | 83,000 | 83,000 | 46.1 | 295.8 | 88,800 | 88,800 | 50.7 | 302.8 | 93,600 | 97,900 | 140 |
| 145 | 40.0 | 284.1 | 79,200 | 79,200 | 43.5 | 290.6 | 84,700 | 84,700 | 48.3 | 298.4 | 89,500 | 93,400 | 145 |
| 150 | 37.0 | 277.6 | 75,700 | 75,700 | 40.7 | 284.8 | 80,900 | 80,900 | 45.7 | 293.5 | 85,600 | 89,100 | 150 |
| 155 | 33.8 | 270.3 | 72,300 | 72,300 | 37.8 | 278.5 | 77,200 | 77,200 | 43.1 | 288.2 | 82,000 | 85,000 | 155 |
| 160 | 30.3 | 262.0 | 69,100 | 69,100 | 34.6 | 271.4 | 73,800 | 73,800 | 40.3 | 282.4 | 78,700 | 81,200 | 160 |
| 165 | 26.3 | 252.3 | 66,000 | 66,000 | 31.2 | 263.3 | 70,400 | 70,400 | 37.3 | 276.0 | 75,500 | 77,600 | 165 |
| 170 | 21.7 | 240.5 | 63,100 | 63,100 | 27.3 | 254.0 | 67,300 | 67,300 | 34.1 | 268.7 | 72,600 | 74,100 | 170 |
| 175 | 15.7 | 224.8 | 60,400 | 60,400 | 22.9 | 242.8 | 64,300 | 64,300 | 30.6 | 260.5 | 69,800 | 70,800 | 175 |
| 180 | 3.2 | 190.9 | 57,800 | 57,800 | 17.3 | 228.4 | 61,500 | 61,500 | 26.7 | 251.0 | 67,200 | 67,600 | 180 |
| 185 | | | | | 8.4 | 204.5 | 58,900 | 58,900 | 22.1 | 239.4 | 64,700 | 64,700 | 185 |
| 190 | | | | | | | | | 16.3 | 224.2 | 61,800 | 61,800 | 190 |
| 195 | | | | | | | | | 5.8 | 195.8 | 59,200 | 59,200 | 195 |
| 200 | | | | | | | | | | | | | 200 |
| 205 | | | | | | | | | | | | | 205 |
| 210 | | | | | | | | | | | | | 210 |
| 215 | | | | | | | | | | | | | 215 |
| 220 | | | | | | | | | | | | | 220 |
| 225 | | | | | | | | | | | | | 225 |
| 230 | | | | | | | | | | | | | 230 |
| 235 | | | | | | | | | | | | | 235 |

MLC300 VPC-MAX S-1


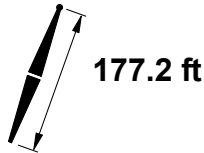
ASME B30.5



| ft | 75° | | | | 70° | | | | 65° | | | | ft |
|-----|------|-------|---------|---------|------|-------|--------|--------|------|-------|--------|--------|-----|
| | ft | ft | lb | lb | ft | ft | lb | lb | ft | ft | lb | lb | |
| 70 | | | | | | | | | | | | | 70 |
| 75 | | | | | | | | | | | | | 75 |
| 80 | | | | | | | | | | | | | 80 |
| 85 | | | | | | | | | | | | | 85 |
| 90 | | | | | | | | | | | | | 90 |
| 95 | | | | | | | | | | | | | 95 |
| 100 | | | | | | | | | | | | | 100 |
| 105 | | | | | | | | | | | | | 105 |
| 110 | | | | | | | | | | | | | 110 |
| 115 | | | | | | | | | | | | | 115 |
| 120 | | | | | | | | | | | | | 120 |
| 125 | 63.9 | 319.4 | 100,600 | 125,600 | | | | | | | | | 125 |
| 130 | 61.9 | 316.7 | 95,600 | 121,600 | | | | | | | | | 130 |
| 135 | 59.7 | 313.8 | 91,100 | 117,200 | | | | | | | | | 135 |
| 140 | 57.6 | 310.6 | 86,900 | 112,700 | | | | | | | | | 140 |
| 145 | 55.4 | 307.2 | 83,000 | 108,100 | | | | | | | | | 145 |
| 150 | 53.1 | 303.5 | 79,400 | 103,600 | | | | | | | | | 150 |
| 155 | 50.8 | 299.4 | 76,100 | 99,100 | 57.5 | 305.7 | 69,700 | 93,500 | | | | | 155 |
| 160 | 48.3 | 295.0 | 72,900 | 94,700 | 55.3 | 302.2 | 66,700 | 89,800 | | | | | 160 |
| 165 | 45.8 | 290.2 | 70,000 | 90,400 | 53.0 | 298.5 | 64,000 | 86,300 | | | | | 165 |
| 170 | 43.2 | 284.9 | 67,200 | 86,300 | 50.7 | 294.4 | 61,300 | 83,100 | | | | | 170 |
| 175 | 40.4 | 279.1 | 64,600 | 82,400 | 48.3 | 290.0 | 58,900 | 80,000 | | | | | 175 |
| 180 | 37.4 | 272.7 | 62,200 | 78,900 | 45.7 | 285.1 | 56,500 | 77,100 | 52.7 | 291.8 | 50,200 | 72,300 | 180 |
| 185 | 34.2 | 265.5 | 59,900 | 75,300 | 43.1 | 279.8 | 54,300 | 74,400 | 50.4 | 287.7 | 48,200 | 69,700 | 185 |
| 190 | 30.8 | 257.3 | 57,700 | 72,000 | 40.3 | 274.0 | 52,200 | 71,800 | 47.9 | 283.2 | 46,300 | 67,300 | 190 |
| 195 | 26.8 | 247.8 | 55,600 | 68,800 | 37.3 | 267.5 | 50,200 | 69,400 | 45.4 | 278.3 | 44,500 | 64,900 | 195 |
| 200 | 22.3 | 236.3 | 53,600 | 65,800 | 34.1 | 260.3 | 48,300 | 67,000 | 42.7 | 272.9 | 42,700 | 62,800 | 200 |
| 205 | 16.5 | 221.3 | 51,700 | 63,000 | 30.6 | 252.1 | 46,400 | 64,800 | 39.9 | 267.0 | 41,100 | 60,700 | 205 |
| 210 | 6.5 | 194.2 | 49,700 | 60,300 | 26.7 | 242.5 | 44,700 | 62,700 | 36.9 | 260.5 | 39,500 | 58,700 | 210 |
| 215 | | | | | 22.1 | 231.0 | 43,000 | 60,700 | 33.7 | 253.2 | 37,900 | 56,800 | 215 |
| 220 | | | | | 16.3 | 215.7 | 41,300 | 58,700 | 30.1 | 244.8 | 36,500 | 55,000 | 220 |
| 225 | | | | | 5.7 | 187.3 | 39,600 | 56,700 | 26.1 | 235.0 | 35,000 | 53,200 | 225 |
| 230 | | | | | | | | | 21.4 | 223.1 | 33,700 | 51,500 | 230 |
| 235 | | | | | | | | | 15.3 | 207.1 | 32,300 | 49,900 | 235 |

MLC300 VPC-MAX S-1



ASME B30.5



| ft | 85° | | | | 83° | | | | 80° | | | | ft |
|-----|------|-------|---------|---------|------|-------|---------|---------|------|-------|---------|---------|-----|
| | ft | lb | lb | lb | ft | lb | lb | lb | ft | lb | lb | lb | |
| 75 | 73.7 | 354.2 | 131,900 | 131,900 | | | | | | | | | 75 |
| 80 | 72.0 | 352.6 | 128,100 | 128,100 | | | | | | | | | 80 |
| 85 | 70.3 | 350.8 | 123,900 | 123,900 | | | | | | | | | 85 |
| 90 | 68.6 | 348.8 | 119,500 | 119,500 | 70.7 | 350.5 | 125,500 | 125,500 | | | | | 90 |
| 95 | 66.8 | 346.7 | 115,100 | 115,100 | 69.0 | 348.6 | 121,200 | 121,200 | | | | | 95 |
| 100 | 65.0 | 344.4 | 110,700 | 110,700 | 67.2 | 346.5 | 116,900 | 116,900 | | | | | 100 |
| 105 | 63.2 | 341.8 | 106,500 | 106,500 | 65.4 | 344.2 | 112,600 | 112,600 | 68.7 | 346.8 | 120,400 | 120,400 | 105 |
| 110 | 61.4 | 339.1 | 102,300 | 102,300 | 63.6 | 341.7 | 108,500 | 108,500 | 67.0 | 344.7 | 116,500 | 116,500 | 110 |
| 115 | 59.5 | 336.2 | 98,400 | 98,400 | 61.8 | 339.0 | 104,400 | 104,400 | 65.2 | 342.3 | 112,500 | 112,500 | 115 |
| 120 | 57.6 | 333.0 | 94,400 | 94,400 | 59.9 | 336.2 | 100,300 | 100,300 | 63.4 | 339.8 | 108,600 | 108,600 | 120 |
| 125 | 55.6 | 329.6 | 90,600 | 90,600 | 58.0 | 333.0 | 96,400 | 96,400 | 61.5 | 337.1 | 104,600 | 104,600 | 125 |
| 130 | 53.6 | 325.9 | 86,800 | 86,800 | 56.1 | 329.7 | 92,500 | 92,500 | 59.7 | 334.2 | 100,700 | 100,700 | 130 |
| 135 | 51.5 | 321.9 | 83,100 | 83,100 | 54.1 | 326.1 | 88,600 | 88,600 | 57.7 | 331.1 | 96,800 | 96,800 | 135 |
| 140 | 49.4 | 317.7 | 79,600 | 79,600 | 52.0 | 322.2 | 85,000 | 85,000 | 55.8 | 327.7 | 92,900 | 92,900 | 140 |
| 145 | 47.2 | 313.1 | 76,200 | 76,200 | 49.9 | 318.0 | 81,300 | 81,300 | 53.8 | 324.0 | 88,300 | 89,100 | 145 |
| 150 | 44.9 | 308.1 | 73,000 | 73,000 | 47.8 | 313.5 | 77,800 | 77,800 | 51.7 | 320.1 | 84,500 | 85,400 | 150 |
| 155 | 42.6 | 302.7 | 69,800 | 69,800 | 45.5 | 308.6 | 74,500 | 74,500 | 49.6 | 315.8 | 80,900 | 81,800 | 155 |
| 160 | 40.1 | 296.8 | 66,800 | 66,800 | 43.1 | 303.3 | 71,300 | 71,300 | 47.4 | 311.3 | 77,600 | 78,300 | 160 |
| 165 | 37.4 | 290.4 | 63,900 | 63,900 | 40.7 | 297.6 | 68,200 | 68,200 | 45.1 | 306.3 | 74,500 | 74,900 | 165 |
| 170 | 34.6 | 283.3 | 61,100 | 61,100 | 38.1 | 291.3 | 65,200 | 65,200 | 42.8 | 301.0 | 71,600 | 71,700 | 170 |
| 175 | 31.6 | 275.4 | 58,400 | 58,400 | 35.3 | 284.3 | 62,400 | 62,400 | 40.3 | 295.2 | 68,600 | 68,600 | 175 |
| 180 | 28.3 | 266.3 | 55,900 | 55,900 | 32.3 | 276.6 | 59,700 | 59,700 | 37.7 | 288.8 | 65,600 | 65,600 | 180 |
| 185 | 24.5 | 255.8 | 53,500 | 53,500 | 29.1 | 267.9 | 57,000 | 57,000 | 34.9 | 281.7 | 62,700 | 62,700 | 185 |
| 190 | 20.1 | 243.1 | 51,200 | 51,200 | 25.4 | 257.8 | 54,500 | 54,500 | 31.9 | 273.9 | 59,900 | 59,900 | 190 |
| 195 | 14.3 | 225.9 | 49,100 | 49,100 | 21.2 | 245.7 | 52,200 | 52,200 | 28.6 | 265.0 | 57,300 | 57,300 | 195 |
| 200 | | | | | 15.9 | 229.9 | 50,000 | 50,000 | 24.8 | 254.6 | 54,900 | 54,900 | 200 |
| 205 | | | | | 7.0 | 202.9 | 48,000 | 48,000 | 20.5 | 242.1 | 52,500 | 52,500 | 205 |
| 210 | | | | | | | | | 14.9 | 225.5 | 50,300 | 50,300 | 210 |
| 215 | | | | | | | | | 3.8 | 191.6 | 48,300 | 48,300 | 215 |
| 220 | | | | | | | | | | | | | 220 |
| 225 | | | | | | | | | | | | | 225 |
| 230 | | | | | | | | | | | | | 230 |
| 235 | | | | | | | | | | | | | 235 |
| 240 | | | | | | | | | | | | | 240 |
| 245 | | | | | | | | | | | | | 245 |
| 250 | | | | | | | | | | | | | 250 |
| 255 | | | | | | | | | | | | | 255 |

MLC300 VPC-MAX S-1

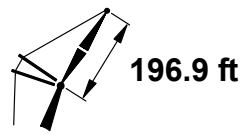
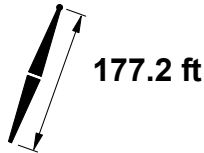
ASME B30.5



| ft | 75° | | | | 70° | | | | 65° | | | | ft |
|-----|------|-------|--------|---------|------|-------|--------|--------|------|-------|--------|--------|-----|
| | ft | ft | lb | lb | ft | ft | lb | lb | ft | ft | lb | lb | |
| 75 | | | | | | | | | | | | | 75 |
| 80 | | | | | | | | | | | | | 80 |
| 85 | | | | | | | | | | | | | 85 |
| 90 | | | | | | | | | | | | | 90 |
| 95 | | | | | | | | | | | | | 95 |
| 100 | | | | | | | | | | | | | 100 |
| 105 | | | | | | | | | | | | | 105 |
| 110 | | | | | | | | | | | | | 110 |
| 115 | | | | | | | | | | | | | 115 |
| 120 | | | | | | | | | | | | | 120 |
| 125 | | | | | | | | | | | | | 125 |
| 130 | | | | | | | | | | | | | 130 |
| 135 | 63.4 | 336.4 | 89,700 | 107,700 | | | | | | | | | 135 |
| 140 | 61.6 | 333.7 | 85,600 | 104,300 | | | | | | | | | 140 |
| 145 | 59.7 | 330.8 | 81,700 | 100,900 | | | | | | | | | 145 |
| 150 | 57.8 | 327.6 | 78,100 | 97,300 | | | | | | | | | 150 |
| 155 | 55.9 | 324.2 | 74,800 | 93,700 | | | | | | | | | 155 |
| 160 | 53.9 | 320.6 | 71,700 | 90,000 | | | | | | | | | 160 |
| 165 | 51.8 | 316.7 | 68,800 | 86,400 | 57.7 | 322.6 | 62,100 | 85,000 | | | | | 165 |
| 170 | 49.7 | 312.5 | 66,000 | 82,800 | 55.8 | 319.2 | 59,500 | 81,700 | | | | | 170 |
| 175 | 47.5 | 307.9 | 63,500 | 79,500 | 53.8 | 315.6 | 57,000 | 78,700 | | | | | 175 |
| 180 | 45.2 | 303.0 | 61,000 | 76,100 | 51.7 | 311.7 | 54,700 | 75,800 | | | | | 180 |
| 185 | 42.9 | 297.6 | 58,700 | 72,800 | 49.6 | 307.4 | 52,500 | 73,100 | | | | | 185 |
| 190 | 40.4 | 291.8 | 56,600 | 69,700 | 47.4 | 302.9 | 50,400 | 70,500 | 53.5 | 309.0 | 44,400 | 65,800 | 190 |
| 195 | 37.8 | 285.5 | 54,500 | 66,700 | 45.1 | 297.9 | 48,500 | 68,100 | 51.4 | 305.0 | 42,600 | 63,600 | 195 |
| 200 | 35.0 | 278.4 | 52,500 | 63,900 | 42.8 | 292.6 | 46,600 | 65,800 | 49.3 | 300.7 | 40,900 | 61,400 | 200 |
| 205 | 32.0 | 270.6 | 50,500 | 61,100 | 40.3 | 286.7 | 44,800 | 63,600 | 47.1 | 296.1 | 39,200 | 59,300 | 205 |
| 210 | 28.7 | 261.7 | 48,600 | 58,400 | 37.7 | 280.4 | 43,100 | 61,600 | 44.8 | 291.1 | 37,700 | 57,400 | 210 |
| 215 | 25.0 | 251.5 | 46,900 | 55,900 | 34.9 | 273.3 | 41,500 | 59,600 | 42.4 | 285.7 | 36,200 | 55,500 | 215 |
| 220 | 20.6 | 239.0 | 45,100 | 53,500 | 31.9 | 265.4 | 39,900 | 57,700 | 39.9 | 279.8 | 34,800 | 53,700 | 220 |
| 225 | 15.1 | 222.6 | 43,400 | 51,300 | 28.6 | 256.5 | 38,400 | 55,900 | 37.3 | 273.3 | 33,400 | 52,000 | 225 |
| 230 | 4.8 | 191.1 | 41,600 | 49,300 | 24.8 | 246.2 | 36,900 | 54,100 | 34.5 | 266.2 | 32,100 | 50,400 | 230 |
| 235 | | | | | 20.5 | 233.6 | 35,500 | 52,500 | 31.4 | 258.2 | 30,800 | 48,800 | 235 |
| 240 | | | | | 14.8 | 217.0 | 34,100 | 50,800 | 28.1 | 249.1 | 29,600 | 47,300 | 240 |
| 245 | | | | | 3.7 | 183.0 | 32,600 | 49,100 | 24.3 | 238.5 | 28,400 | 45,900 | 245 |
| 250 | | | | | | | | | 19.8 | 225.6 | 27,200 | 44,500 | 250 |
| 255 | | | | | | | | | 13.9 | 208.1 | 26,100 | 43,100 | 255 |

MLC300 VPC-MAX S-1

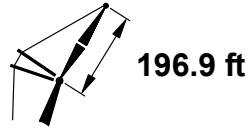

ASME B30.5



| ft | 85° | | | | 83° | | | | 80° | | | | ft |
|-----|------|-------|---------|---------|------|-------|---------|---------|------|-------|---------|---------|-----|
| | ft | lb | lb | lb | ft | lb | lb | lb | ft | lb | lb | lb | |
| 80 | 73.9 | 373.3 | 113,700 | 113,700 | | | | | | | | | 80 |
| 85 | 72.3 | 371.7 | 112,800 | 112,800 | | | | | | | | | 85 |
| 90 | 70.8 | 369.9 | 112,600 | 112,600 | | | | | | | | | 90 |
| 95 | 69.3 | 368.0 | 112,300 | 112,300 | 71.2 | 369.6 | 111,300 | 111,300 | | | | | 95 |
| 100 | 67.7 | 366.0 | 110,000 | 110,000 | 69.6 | 367.8 | 111,400 | 111,400 | | | | | 100 |
| 105 | 66.1 | 363.8 | 107,600 | 107,600 | 68.1 | 365.8 | 111,300 | 111,300 | | | | | 105 |
| 110 | 64.5 | 361.4 | 105,000 | 105,000 | 66.5 | 363.6 | 109,200 | 109,200 | | | | | 110 |
| 115 | 62.8 | 358.8 | 102,500 | 102,500 | 64.9 | 361.2 | 106,800 | 106,800 | 67.8 | 364.0 | 107,900 | 107,900 | 115 |
| 120 | 61.2 | 356.1 | 100,000 | 100,000 | 63.2 | 358.7 | 104,400 | 104,400 | 66.2 | 361.7 | 108,300 | 108,300 | 120 |
| 125 | 59.5 | 353.1 | 97,500 | 97,500 | 61.6 | 356.0 | 102,000 | 102,000 | 64.6 | 359.4 | 106,100 | 106,900 | 125 |
| 130 | 57.8 | 350.0 | 95,100 | 95,100 | 59.9 | 353.1 | 99,600 | 99,600 | 63.0 | 356.8 | 100,900 | 104,900 | 130 |
| 135 | 56.0 | 346.6 | 92,600 | 92,600 | 58.2 | 350.0 | 97,200 | 97,200 | 61.3 | 354.1 | 96,100 | 102,700 | 135 |
| 140 | 54.2 | 343.0 | 90,200 | 90,200 | 56.4 | 346.7 | 94,800 | 94,800 | 59.6 | 351.2 | 91,600 | 100,500 | 140 |
| 145 | 52.4 | 339.2 | 87,800 | 87,800 | 54.7 | 343.2 | 91,600 | 92,400 | 57.9 | 348.0 | 87,500 | 98,200 | 145 |
| 150 | 50.5 | 335.1 | 85,600 | 85,600 | 52.8 | 339.4 | 87,600 | 90,000 | 56.2 | 344.7 | 83,700 | 96,000 | 150 |
| 155 | 48.6 | 330.7 | 82,700 | 82,700 | 51.0 | 335.3 | 83,900 | 87,700 | 54.4 | 341.1 | 80,100 | 93,700 | 155 |
| 160 | 46.6 | 326.0 | 80,000 | 80,000 | 49.0 | 331.0 | 80,500 | 85,400 | 52.5 | 337.3 | 76,800 | 91,400 | 160 |
| 165 | 44.5 | 320.9 | 77,400 | 77,400 | 47.1 | 326.4 | 77,200 | 83,100 | 50.7 | 333.2 | 73,700 | 89,100 | 165 |
| 170 | 42.3 | 315.5 | 75,100 | 75,100 | 45.0 | 321.4 | 74,200 | 80,800 | 48.7 | 328.8 | 70,800 | 86,800 | 170 |
| 175 | 40.1 | 309.6 | 72,700 | 72,700 | 42.9 | 316.1 | 71,400 | 78,500 | 46.7 | 324.2 | 68,100 | 84,600 | 175 |
| 180 | 37.7 | 303.2 | 70,100 | 70,100 | 40.6 | 310.3 | 68,700 | 76,100 | 44.7 | 319.1 | 65,500 | 82,300 | 180 |
| 185 | 35.2 | 296.3 | 67,600 | 67,600 | 38.3 | 304.1 | 66,200 | 73,900 | 42.5 | 313.7 | 63,100 | 80,000 | 185 |
| 190 | 32.6 | 288.6 | 65,300 | 65,300 | 35.9 | 297.3 | 63,800 | 71,500 | 40.3 | 307.9 | 60,800 | 77,600 | 190 |
| 195 | 29.7 | 280.0 | 63,100 | 63,100 | 33.2 | 289.8 | 61,500 | 68,500 | 38.0 | 301.6 | 58,600 | 74,400 | 195 |
| 200 | 26.5 | 270.3 | 61,200 | 61,200 | 30.4 | 281.4 | 59,300 | 65,800 | 35.5 | 294.7 | 56,500 | 71,300 | 200 |
| 205 | 22.9 | 259.1 | 59,100 | 59,200 | 27.3 | 272.1 | 57,300 | 63,000 | 32.8 | 287.1 | 54,500 | 68,400 | 205 |
| 210 | 18.7 | 245.3 | 56,700 | 56,700 | 23.8 | 261.2 | 55,300 | 60,400 | 30.0 | 278.6 | 52,700 | 65,600 | 210 |
| 215 | 13.1 | 226.7 | 50,400 | 50,400 | 19.8 | 248.2 | 53,400 | 57,800 | 26.8 | 269.0 | 50,900 | 63,000 | 215 |
| 220 | | | | | 14.6 | 231.1 | 51,600 | 54,300 | 23.3 | 257.9 | 49,200 | 60,400 | 220 |
| 225 | | | | | 5.6 | 200.5 | 45,000 | 45,000 | 19.1 | 244.4 | 47,500 | 58,000 | 225 |
| 230 | | | | | | | | | 13.6 | 226.4 | 45,900 | 55,600 | 230 |
| 235 | | | | | | | | | | | | | 235 |
| 240 | | | | | | | | | | | | | 240 |
| 245 | | | | | | | | | | | | | 245 |
| 250 | | | | | | | | | | | | | 250 |
| 255 | | | | | | | | | | | | | 255 |
| 260 | | | | | | | | | | | | | 260 |
| 265 | | | | | | | | | | | | | 265 |
| 270 | | | | | | | | | | | | | 270 |

MLC300 VPC-MAX S-1

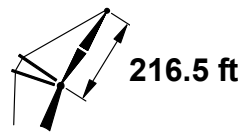
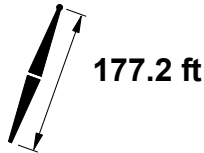
ASME B30.5



| ft | 75° | | | | 70° | | | | 65° | | | | ft |
|-----|------|-------|--------|---------|------|-------|--------|--------|------|-------|--------|--------|-----|
| | ft | lb | ft | lb | ft | lb | ft | lb | ft | lb | ft | lb | |
| 80 | | | | | | | | | | | | | 80 |
| 85 | | | | | | | | | | | | | 85 |
| 90 | | | | | | | | | | | | | 90 |
| 95 | | | | | | | | | | | | | 95 |
| 100 | | | | | | | | | | | | | 100 |
| 105 | | | | | | | | | | | | | 105 |
| 110 | | | | | | | | | | | | | 110 |
| 115 | | | | | | | | | | | | | 115 |
| 120 | | | | | | | | | | | | | 120 |
| 125 | | | | | | | | | | | | | 125 |
| 130 | | | | | | | | | | | | | 130 |
| 135 | | | | | | | | | | | | | 135 |
| 140 | | | | | | | | | | | | | 140 |
| 145 | 63.0 | 353.4 | 80,700 | 100,600 | | | | | | | | | 145 |
| 150 | 61.4 | 350.6 | 77,200 | 101,400 | | | | | | | | | 150 |
| 155 | 59.7 | 347.7 | 73,800 | 97,200 | | | | | | | | | 155 |
| 160 | 58.0 | 344.6 | 70,700 | 93,300 | | | | | | | | | 160 |
| 165 | 56.2 | 341.3 | 67,800 | 89,700 | | | | | | | | | 165 |
| 170 | 54.4 | 337.7 | 65,100 | 86,300 | | | | | | | | | 170 |
| 175 | 52.6 | 333.9 | 62,600 | 83,100 | 57.9 | 339.6 | 55,700 | 77,700 | | | | | 175 |
| 180 | 50.7 | 329.8 | 60,100 | 80,100 | 56.2 | 336.3 | 53,400 | 74,800 | | | | | 180 |
| 185 | 48.8 | 325.5 | 57,700 | 77,200 | 54.4 | 332.7 | 51,200 | 72,100 | | | | | 185 |
| 190 | 46.8 | 320.8 | 55,500 | 74,500 | 52.5 | 328.9 | 49,100 | 69,600 | | | | | 190 |
| 195 | 44.8 | 315.8 | 53,400 | 72,000 | 50.7 | 324.8 | 47,200 | 67,200 | | | | | 195 |
| 200 | 42.6 | 310.4 | 51,400 | 69,600 | 48.7 | 320.4 | 45,300 | 64,900 | | | | | 200 |
| 205 | 40.4 | 304.6 | 49,400 | 67,300 | 46.7 | 315.8 | 43,600 | 62,800 | 52.3 | 322.2 | 37,900 | 58,300 | 205 |
| 210 | 38.0 | 298.3 | 47,600 | 65,100 | 44.7 | 310.7 | 41,900 | 60,700 | 50.4 | 318.1 | 36,300 | 56,400 | 210 |
| 215 | 35.6 | 291.4 | 45,900 | 63,000 | 42.5 | 305.3 | 40,300 | 58,700 | 48.5 | 313.7 | 34,900 | 54,500 | 215 |
| 220 | 32.9 | 283.8 | 44,200 | 61,000 | 40.3 | 299.5 | 38,800 | 56,900 | 46.5 | 309.0 | 33,500 | 52,800 | 220 |
| 225 | 30.1 | 275.4 | 42,600 | 59,100 | 37.9 | 293.2 | 37,300 | 55,100 | 44.4 | 303.9 | 32,100 | 51,100 | 225 |
| 230 | 26.9 | 265.8 | 41,000 | 57,300 | 35.5 | 286.2 | 35,900 | 53,400 | 42.2 | 298.4 | 30,800 | 49,500 | 230 |
| 235 | 23.4 | 254.8 | 39,500 | 55,600 | 32.8 | 278.6 | 34,500 | 51,700 | 40.0 | 292.5 | 29,600 | 48,000 | 235 |
| 240 | 19.2 | 241.4 | 38,100 | 53,900 | 30.0 | 270.2 | 33,200 | 50,200 | 37.6 | 286.1 | 28,400 | 46,500 | 240 |
| 245 | 13.9 | 223.7 | 36,600 | 52,200 | 26.8 | 260.6 | 32,000 | 48,600 | 35.1 | 279.1 | 27,300 | 45,100 | 245 |
| 250 | 2.5 | 184.9 | 35,100 | 50,500 | 23.3 | 249.5 | 30,700 | 47,200 | 32.4 | 271.4 | 26,200 | 43,700 | 250 |
| 255 | | | | | 19.1 | 236.0 | 29,500 | 45,800 | 29.6 | 262.8 | 25,100 | 42,400 | 255 |
| 260 | | | | | 13.6 | 218.0 | 28,400 | 44,400 | 26.4 | 253.1 | 24,100 | 41,100 | 260 |
| 265 | | | | | | | | | 22.7 | 241.7 | 23,100 | 39,900 | 265 |
| 270 | | | | | | | | | 18.4 | 227.8 | 22,100 | 38,700 | 270 |

MLC300 VPC-MAX S-1

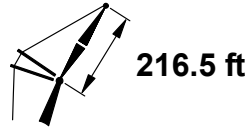

ASME B30.5



| ft | 85° | | | | 83° | | | | 80° | | | | ft |
|-----|------|-------|--------|--------|------|-------|--------|--------|------|-------|--------|--------|-----|
| | ft | lb | lb | lb | ft | lb | lb | lb | ft | lb | lb | lb | |
| 90 | 72.6 | 390.8 | 94,200 | 94,200 | | | | | | | | | 90 |
| 95 | 71.2 | 389.1 | 93,900 | 93,900 | | | | | | | | | 95 |
| 100 | 69.8 | 387.2 | 93,600 | 93,600 | 71.6 | 388.8 | 92,700 | 92,700 | | | | | 100 |
| 105 | 68.4 | 385.2 | 93,200 | 93,200 | 70.1 | 386.9 | 92,600 | 92,600 | | | | | 105 |
| 110 | 66.9 | 383.1 | 92,800 | 92,800 | 68.7 | 385.0 | 92,500 | 92,500 | | | | | 110 |
| 115 | 65.5 | 380.8 | 92,400 | 92,400 | 67.3 | 382.9 | 92,300 | 92,300 | | | | | 115 |
| 120 | 64.0 | 378.4 | 90,200 | 90,200 | 65.8 | 380.7 | 92,000 | 92,000 | 68.5 | 383.2 | 89,400 | 89,400 | 120 |
| 125 | 62.5 | 375.8 | 87,900 | 87,900 | 64.4 | 378.3 | 91,700 | 91,700 | 67.1 | 381.1 | 89,500 | 89,500 | 125 |
| 130 | 61.0 | 373.0 | 85,500 | 85,500 | 62.9 | 375.7 | 89,500 | 89,500 | 65.6 | 378.8 | 89,600 | 89,600 | 130 |
| 135 | 59.5 | 370.1 | 83,200 | 83,200 | 61.4 | 373.0 | 87,200 | 87,200 | 64.2 | 376.4 | 89,600 | 89,600 | 135 |
| 140 | 57.9 | 366.9 | 80,800 | 80,800 | 59.9 | 370.1 | 85,000 | 85,000 | 62.7 | 373.8 | 89,600 | 89,600 | 140 |
| 145 | 56.3 | 363.6 | 78,600 | 78,600 | 58.3 | 367.0 | 82,700 | 82,700 | 61.2 | 371.0 | 86,300 | 87,700 | 145 |
| 150 | 54.7 | 360.1 | 76,200 | 76,200 | 56.7 | 363.7 | 80,400 | 80,400 | 59.6 | 368.1 | 82,500 | 85,600 | 150 |
| 155 | 53.1 | 356.3 | 74,000 | 74,000 | 55.1 | 360.2 | 78,100 | 78,100 | 58.1 | 365.0 | 78,900 | 83,500 | 155 |
| 160 | 51.4 | 352.3 | 71,700 | 71,700 | 53.5 | 356.5 | 75,800 | 75,800 | 56.5 | 361.7 | 75,600 | 81,300 | 160 |
| 165 | 49.6 | 348.1 | 69,500 | 69,500 | 51.8 | 352.6 | 73,600 | 73,600 | 54.9 | 358.2 | 72,500 | 79,100 | 165 |
| 170 | 47.9 | 343.6 | 67,300 | 67,300 | 50.1 | 348.4 | 71,300 | 71,300 | 53.2 | 354.4 | 69,600 | 76,900 | 170 |
| 175 | 46.0 | 338.8 | 65,100 | 65,100 | 48.3 | 344.0 | 69,100 | 69,100 | 51.5 | 350.5 | 66,900 | 74,600 | 175 |
| 180 | 44.1 | 333.7 | 62,900 | 62,900 | 46.5 | 339.3 | 66,800 | 66,800 | 49.8 | 346.3 | 64,400 | 72,400 | 180 |
| 185 | 42.2 | 328.2 | 60,800 | 60,800 | 44.6 | 334.2 | 64,600 | 64,600 | 48.0 | 341.8 | 61,900 | 70,200 | 185 |
| 190 | 40.1 | 322.3 | 58,700 | 58,700 | 42.6 | 328.8 | 62,500 | 62,500 | 46.2 | 337.0 | 59,600 | 68,000 | 190 |
| 195 | 38.0 | 316.0 | 56,700 | 56,700 | 40.6 | 323.1 | 60,300 | 60,300 | 44.3 | 331.9 | 57,500 | 65,800 | 195 |
| 200 | 35.7 | 309.2 | 54,600 | 54,600 | 38.5 | 316.9 | 58,200 | 58,200 | 42.3 | 326.5 | 55,400 | 63,600 | 200 |
| 205 | 33.4 | 301.7 | 52,600 | 52,600 | 36.3 | 310.1 | 56,200 | 56,200 | 40.3 | 320.7 | 53,500 | 61,400 | 205 |
| 210 | 30.8 | 293.5 | 50,600 | 50,600 | 34.0 | 302.8 | 54,100 | 54,100 | 38.2 | 314.4 | 51,600 | 59,300 | 210 |
| 215 | 28.1 | 284.4 | 48,700 | 48,700 | 31.5 | 294.8 | 52,000 | 52,000 | 35.9 | 307.6 | 49,900 | 57,100 | 215 |
| 220 | 25.0 | 274.0 | 46,800 | 46,800 | 28.8 | 285.9 | 50,000 | 50,000 | 33.6 | 300.2 | 48,200 | 55,000 | 220 |
| 225 | 21.6 | 262.0 | 44,900 | 44,900 | 25.8 | 275.9 | 48,000 | 48,000 | 31.1 | 292.0 | 46,600 | 52,900 | 225 |
| 230 | 17.5 | 247.3 | 43,200 | 43,200 | 22.5 | 264.3 | 46,200 | 46,200 | 28.3 | 283.0 | 44,900 | 50,900 | 230 |
| 235 | 12.0 | 227.2 | 41,500 | 41,500 | 18.5 | 250.4 | 44,300 | 44,300 | 25.3 | 272.8 | 43,300 | 48,900 | 235 |
| 240 | | | | | 13.5 | 232.1 | 42,600 | 42,600 | 21.9 | 260.9 | 41,800 | 47,000 | 240 |
| 245 | | | | | 4.0 | 196.6 | 36,900 | 36,900 | 17.9 | 246.5 | 40,300 | 45,100 | 245 |
| 250 | | | | | | | | | 12.6 | 227.1 | 38,800 | 43,400 | 250 |
| 255 | | | | | | | | | | | | | 255 |
| 260 | | | | | | | | | | | | | 260 |
| 265 | | | | | | | | | | | | | 265 |
| 270 | | | | | | | | | | | | | 270 |
| 280 | | | | | | | | | | | | | 280 |
| 290 | | | | | | | | | | | | | 290 |

MLC300 VPC-MAX S-1

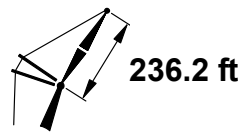
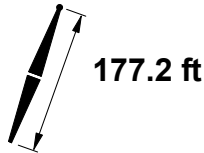
ASME B30.5



| ft | 75° | | | | 70° | | | | 65° | | | | ft |
|-----|------|-------|--------|--------|------|-------|--------|--------|------|-------|--------|--------|-----|
| | ft | ft | lb | lb | ft | ft | lb | lb | ft | ft | lb | lb | |
| 90 | | | | | | | | | | | | | 90 |
| 95 | | | | | | | | | | | | | 95 |
| 100 | | | | | | | | | | | | | 100 |
| 105 | | | | | | | | | | | | | 105 |
| 110 | | | | | | | | | | | | | 110 |
| 115 | | | | | | | | | | | | | 115 |
| 120 | | | | | | | | | | | | | 120 |
| 125 | | | | | | | | | | | | | 125 |
| 130 | | | | | | | | | | | | | 130 |
| 135 | | | | | | | | | | | | | 135 |
| 140 | | | | | | | | | | | | | 140 |
| 145 | | | | | | | | | | | | | 145 |
| 150 | | | | | | | | | | | | | 150 |
| 155 | 62.7 | 370.3 | 72,400 | 83,100 | | | | | | | | | 155 |
| 160 | 61.2 | 367.6 | 69,200 | 83,600 | | | | | | | | | 160 |
| 165 | 59.7 | 364.7 | 66,300 | 84,000 | | | | | | | | | 165 |
| 170 | 58.1 | 361.6 | 63,500 | 83,400 | | | | | | | | | 170 |
| 175 | 56.5 | 358.3 | 60,800 | 81,600 | | | | | | | | | 175 |
| 180 | 54.9 | 354.8 | 58,400 | 78,800 | | | | | | | | | 180 |
| 185 | 53.3 | 351.0 | 56,000 | 76,000 | 58.1 | 356.6 | 49,300 | 70,800 | | | | | 185 |
| 190 | 51.6 | 347.1 | 53,800 | 73,300 | 56.5 | 353.3 | 47,300 | 68,200 | | | | | 190 |
| 195 | 49.9 | 342.9 | 51,700 | 70,800 | 54.9 | 349.8 | 45,400 | 65,900 | | | | | 195 |
| 200 | 48.1 | 338.4 | 49,700 | 68,400 | 53.2 | 346.0 | 43,500 | 63,600 | | | | | 200 |
| 205 | 46.3 | 333.7 | 47,800 | 66,100 | 51.5 | 342.1 | 41,800 | 61,400 | | | | | 205 |
| 210 | 44.4 | 328.6 | 46,000 | 63,900 | 49.8 | 337.9 | 40,100 | 59,400 | | | | | 210 |
| 215 | 42.4 | 323.1 | 44,300 | 61,900 | 48.0 | 333.4 | 38,500 | 57,400 | 53.0 | 339.4 | 33,000 | 53,100 | 215 |
| 220 | 40.4 | 317.3 | 42,600 | 59,900 | 46.2 | 328.6 | 37,000 | 55,600 | 51.3 | 335.4 | 31,600 | 51,400 | 220 |
| 225 | 38.3 | 311.1 | 41,000 | 58,000 | 44.3 | 323.5 | 35,600 | 53,800 | 49.6 | 331.2 | 30,300 | 49,700 | 225 |
| 230 | 36.0 | 304.3 | 39,500 | 56,200 | 42.3 | 318.1 | 34,200 | 52,100 | 47.8 | 326.6 | 29,000 | 48,100 | 230 |
| 235 | 33.7 | 296.9 | 38,100 | 54,500 | 40.3 | 312.2 | 32,900 | 50,500 | 45.9 | 321.8 | 27,800 | 46,600 | 235 |
| 240 | 31.1 | 288.8 | 36,700 | 52,900 | 38.2 | 306.0 | 31,600 | 49,000 | 44.0 | 316.7 | 26,600 | 45,200 | 240 |
| 245 | 28.4 | 279.8 | 35,300 | 51,300 | 35.9 | 299.1 | 30,400 | 47,500 | 42.1 | 311.2 | 25,500 | 43,800 | 245 |
| 250 | 25.4 | 269.6 | 34,000 | 49,700 | 33.6 | 291.7 | 29,200 | 46,000 | 40.0 | 305.3 | 24,500 | 42,400 | 250 |
| 255 | 22.0 | 257.8 | 32,700 | 48,300 | 31.0 | 283.6 | 28,000 | 44,700 | 37.9 | 298.9 | 23,400 | 41,100 | 255 |
| 260 | 18.0 | 243.5 | 31,500 | 46,700 | 28.3 | 274.6 | 26,900 | 43,300 | 35.6 | 292.1 | 22,400 | 39,900 | 260 |
| 265 | 12.8 | 224.4 | 30,300 | 44,900 | 25.3 | 264.3 | 25,900 | 42,100 | 33.2 | 284.6 | 21,500 | 38,700 | 265 |
| 270 | | | | | 21.9 | 252.5 | 24,800 | 40,800 | 30.7 | 276.3 | 20,500 | 37,500 | 270 |
| 280 | | | | | 12.6 | 218.6 | 22,800 | 38,400 | 24.9 | 256.7 | 18,700 | 35,300 | 280 |
| 290 | | | | | | | | | 17.2 | 229.7 | 17,000 | 33,200 | 290 |

MLC300 VPC-MAX S-1

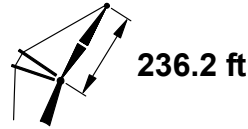

ASME B30.5



| ft | 85° | | | | 83° | | | | 80° | | | | ft |
|-----|------|-------|--------|--------|------|-------|--------|--------|------|-------|--------|--------|-----|
| | ft | lb | lb | lb | ft | lb | lb | lb | ft | lb | lb | lb | |
| 95 | 72.8 | 409.8 | 79,200 | 79,200 | | | | | | | | | 95 |
| 100 | 71.6 | 408.2 | 78,800 | 78,800 | | | | | | | | | 100 |
| 105 | 70.3 | 406.4 | 78,500 | 78,500 | 71.9 | 407.8 | 77,800 | 77,800 | | | | | 105 |
| 110 | 69.0 | 404.4 | 78,100 | 78,100 | 70.6 | 406.1 | 77,600 | 77,600 | | | | | 110 |
| 115 | 67.7 | 402.4 | 77,600 | 77,600 | 69.3 | 404.2 | 77,300 | 77,300 | | | | | 115 |
| 120 | 66.3 | 400.2 | 77,200 | 77,200 | 68.0 | 402.2 | 77,000 | 77,000 | | | | | 120 |
| 125 | 65.0 | 397.9 | 76,700 | 76,700 | 66.7 | 400.0 | 76,700 | 76,700 | | | | | 125 |
| 130 | 63.6 | 395.4 | 76,200 | 76,200 | 65.3 | 397.7 | 76,400 | 76,400 | 67.8 | 400.4 | 74,500 | 74,500 | 130 |
| 135 | 62.3 | 392.7 | 75,700 | 75,700 | 64.0 | 395.3 | 76,000 | 76,000 | 66.5 | 398.2 | 74,500 | 74,500 | 135 |
| 140 | 60.9 | 390.0 | 74,000 | 74,000 | 62.6 | 392.7 | 75,700 | 75,700 | 65.1 | 395.8 | 74,400 | 74,400 | 140 |
| 145 | 59.5 | 387.0 | 72,300 | 72,300 | 61.2 | 389.9 | 75,300 | 75,300 | 63.8 | 393.4 | 74,200 | 74,200 | 145 |
| 150 | 58.1 | 383.9 | 70,500 | 70,500 | 59.8 | 387.0 | 73,700 | 73,700 | 62.4 | 390.8 | 74,100 | 74,100 | 150 |
| 155 | 56.6 | 380.6 | 68,600 | 68,600 | 58.4 | 383.9 | 72,000 | 72,000 | 61.0 | 388.0 | 73,900 | 73,900 | 155 |
| 160 | 55.1 | 377.1 | 66,700 | 66,700 | 57.0 | 380.7 | 70,200 | 70,200 | 59.6 | 385.1 | 73,700 | 73,700 | 160 |
| 165 | 53.6 | 373.5 | 64,800 | 64,800 | 55.5 | 377.3 | 68,300 | 68,300 | 58.2 | 382.0 | 71,600 | 72,700 | 165 |
| 170 | 52.1 | 369.6 | 63,000 | 63,000 | 54.0 | 373.6 | 66,500 | 66,500 | 56.7 | 378.7 | 68,700 | 71,000 | 170 |
| 175 | 50.5 | 365.5 | 61,000 | 61,000 | 52.5 | 369.8 | 64,600 | 64,600 | 55.3 | 375.2 | 66,000 | 69,200 | 175 |
| 180 | 48.9 | 361.1 | 59,100 | 59,100 | 50.9 | 365.8 | 62,600 | 62,600 | 53.8 | 371.6 | 63,400 | 67,400 | 180 |
| 185 | 47.3 | 356.5 | 57,100 | 57,100 | 49.3 | 361.5 | 60,700 | 60,700 | 52.2 | 367.7 | 61,000 | 65,600 | 185 |
| 190 | 45.6 | 351.7 | 55,200 | 55,200 | 47.7 | 356.9 | 58,700 | 58,700 | 50.7 | 363.6 | 58,700 | 63,700 | 190 |
| 195 | 43.8 | 346.5 | 53,200 | 53,200 | 46.0 | 352.1 | 56,700 | 56,700 | 49.0 | 359.3 | 56,600 | 61,700 | 195 |
| 200 | 42.0 | 341.0 | 51,200 | 51,200 | 44.2 | 347.0 | 54,700 | 54,700 | 47.4 | 354.7 | 54,500 | 59,700 | 200 |
| 205 | 40.1 | 335.1 | 49,300 | 49,300 | 42.5 | 341.6 | 52,700 | 52,700 | 45.7 | 349.9 | 52,600 | 57,700 | 205 |
| 210 | 38.2 | 328.8 | 47,400 | 47,400 | 40.6 | 335.8 | 50,800 | 50,800 | 44.0 | 344.7 | 50,700 | 55,800 | 210 |
| 215 | 36.2 | 322.0 | 45,400 | 45,400 | 38.7 | 329.6 | 48,800 | 48,800 | 42.2 | 339.2 | 48,900 | 53,700 | 215 |
| 220 | 34.0 | 314.7 | 43,500 | 43,500 | 36.7 | 323.0 | 46,800 | 46,800 | 40.3 | 333.4 | 47,100 | 51,700 | 220 |
| 225 | 31.7 | 306.8 | 41,600 | 41,600 | 34.5 | 315.8 | 44,800 | 44,800 | 38.4 | 327.2 | 45,400 | 49,800 | 225 |
| 230 | 29.3 | 298.1 | 39,800 | 39,800 | 32.3 | 308.0 | 42,900 | 42,900 | 36.3 | 320.4 | 43,700 | 47,700 | 230 |
| 235 | 26.7 | 288.4 | 38,000 | 38,000 | 29.9 | 299.5 | 41,000 | 41,000 | 34.2 | 313.2 | 42,200 | 45,700 | 235 |
| 240 | 23.7 | 277.4 | 36,200 | 36,200 | 27.3 | 290.1 | 39,100 | 39,100 | 31.9 | 305.3 | 40,700 | 43,700 | 240 |
| 245 | 20.4 | 264.6 | 34,600 | 34,600 | 24.5 | 279.5 | 37,400 | 37,400 | 29.5 | 296.7 | 39,200 | 41,700 | 245 |
| 250 | 16.4 | 249.0 | 32,900 | 32,900 | 21.2 | 267.2 | 35,600 | 35,600 | 26.9 | 287.1 | 37,800 | 39,900 | 250 |
| 255 | 11.0 | 227.4 | 31,500 | 31,500 | 17.5 | 252.4 | 33,900 | 33,900 | 24.0 | 276.2 | 36,500 | 38,000 | 255 |
| 260 | | | | | 12.5 | 232.8 | 32,300 | 32,300 | 20.7 | 263.6 | 35,100 | 36,200 | 260 |
| 265 | | | | | 1.7 | 188.4 | 29,900 | 29,900 | 16.8 | 248.3 | 33,900 | 34,600 | 265 |
| 270 | | | | | | | | | 11.6 | 227.5 | 32,600 | 32,900 | 270 |
| 280 | | | | | | | | | | | | | 280 |
| 290 | | | | | | | | | | | | | 290 |
| 300 | | | | | | | | | | | | | 300 |
| 310 | | | | | | | | | | | | | 310 |

MLC300 VPC-MAX S-1

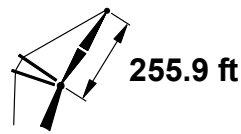
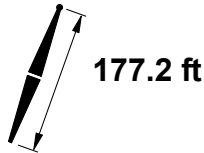
ASME B30.5



| ft | 75° | | | | 70° | | | | 65° | | | | ft |
|-----|------|-------|--------|--------|------|-------|--------|--------|------|-------|--------|--------|-----|
| | ft | ft | lb | lb | ft | ft | lb | lb | ft | ft | lb | lb | |
| 95 | | | | | | | | | | | | | 95 |
| 100 | | | | | | | | | | | | | 100 |
| 105 | | | | | | | | | | | | | 105 |
| 110 | | | | | | | | | | | | | 110 |
| 115 | | | | | | | | | | | | | 115 |
| 120 | | | | | | | | | | | | | 120 |
| 125 | | | | | | | | | | | | | 125 |
| 130 | | | | | | | | | | | | | 130 |
| 135 | | | | | | | | | | | | | 135 |
| 140 | | | | | | | | | | | | | 140 |
| 145 | | | | | | | | | | | | | 145 |
| 150 | | | | | | | | | | | | | 150 |
| 155 | | | | | | | | | | | | | 155 |
| 160 | 63.8 | 389.9 | 67,800 | 68,600 | | | | | | | | | 160 |
| 165 | 62.4 | 387.3 | 64,800 | 68,900 | | | | | | | | | 165 |
| 170 | 61.1 | 384.6 | 62,000 | 69,100 | | | | | | | | | 170 |
| 175 | 59.7 | 381.6 | 59,400 | 69,300 | | | | | | | | | 175 |
| 180 | 58.2 | 378.5 | 56,900 | 69,500 | | | | | | | | | 180 |
| 185 | 56.8 | 375.3 | 54,600 | 69,600 | | | | | | | | | 185 |
| 190 | 55.3 | 371.8 | 52,400 | 69,500 | | | | | | | | | 190 |
| 195 | 53.8 | 368.2 | 50,300 | 67,900 | 58.2 | 373.6 | 43,900 | 63,200 | | | | | 195 |
| 200 | 52.3 | 364.3 | 48,300 | 66,300 | 56.7 | 370.3 | 42,000 | 62,500 | | | | | 200 |
| 205 | 50.7 | 360.2 | 46,400 | 64,600 | 55.3 | 366.8 | 40,300 | 60,400 | | | | | 205 |
| 210 | 49.1 | 355.9 | 44,600 | 62,900 | 53.7 | 363.2 | 38,700 | 58,300 | | | | | 210 |
| 215 | 47.5 | 351.3 | 42,900 | 60,900 | 52.2 | 359.3 | 37,100 | 56,400 | | | | | 215 |
| 220 | 45.8 | 346.5 | 41,300 | 58,900 | 50.6 | 355.2 | 35,600 | 54,500 | | | | | 220 |
| 225 | 44.0 | 341.4 | 39,700 | 57,100 | 49.0 | 350.9 | 34,200 | 52,800 | 53.5 | 356.5 | 28,800 | 48,600 | 225 |
| 230 | 42.2 | 335.9 | 38,200 | 55,300 | 47.4 | 346.3 | 32,800 | 51,100 | 52.0 | 352.6 | 27,500 | 47,000 | 230 |
| 235 | 40.4 | 330.1 | 36,800 | 53,300 | 45.7 | 341.5 | 31,500 | 49,500 | 50.4 | 348.5 | 26,300 | 45,500 | 235 |
| 240 | 38.4 | 323.8 | 35,400 | 51,300 | 44.0 | 336.3 | 30,200 | 48,000 | 48.8 | 344.2 | 25,200 | 44,100 | 240 |
| 245 | 36.4 | 317.1 | 34,100 | 49,300 | 42.2 | 330.8 | 29,000 | 46,500 | 47.2 | 339.6 | 24,100 | 42,700 | 245 |
| 250 | 34.3 | 309.9 | 32,800 | 47,200 | 40.3 | 325.0 | 27,900 | 45,100 | 45.5 | 334.7 | 23,000 | 41,400 | 250 |
| 255 | 32.0 | 302.0 | 31,600 | 45,200 | 38.4 | 318.7 | 26,700 | 43,700 | 43.7 | 329.5 | 22,000 | 40,100 | 255 |
| 260 | 29.6 | 293.4 | 30,400 | 43,200 | 36.3 | 312.0 | 25,600 | 42,400 | 41.9 | 323.9 | 21,000 | 38,900 | 260 |
| 265 | 27.0 | 283.9 | 29,200 | 41,300 | 34.2 | 304.8 | 24,600 | 41,100 | 40.1 | 318.0 | 20,100 | 37,700 | 265 |
| 270 | 24.1 | 273.1 | 28,100 | 39,400 | 31.9 | 296.9 | 23,600 | 39,900 | 38.1 | 311.7 | 19,200 | 36,500 | 270 |
| 280 | 17.0 | 245.4 | 26,000 | 35,900 | 26.9 | 278.6 | 21,700 | 37,600 | 33.9 | 297.6 | 17,400 | 34,400 | 280 |
| 290 | | | | | 20.7 | 255.2 | 19,800 | 35,500 | 29.2 | 280.9 | 15,800 | 32,400 | 290 |
| 300 | | | | | 11.6 | 219.0 | 18,100 | 33,400 | 23.6 | 260.1 | 14,200 | 30,400 | 300 |
| 310 | | | | | | | | | 16.2 | 231.4 | 12,700 | 28,600 | 310 |

MLC300 VPC-MAX S-1

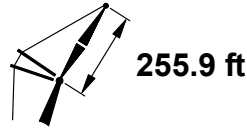

ASME B30.5



| ft | 85° | | | | 83° | | | | 80° | | | | ft |
|-----|------|-------|--------|--------|------|-------|--------|--------|------|-------|--------|--------|-----|
| | ft | lb | lb | lb | ft | lb | lb | lb | ft | lb | lb | lb | |
| 100 | 73.0 | 428.9 | 66,000 | 66,000 | | | | | | | | | 100 |
| 105 | 71.9 | 427.3 | 65,600 | 65,600 | | | | | | | | | 105 |
| 110 | 70.7 | 425.5 | 65,200 | 65,200 | | | | | | | | | 110 |
| 115 | 69.5 | 423.6 | 64,700 | 64,700 | 71.0 | 425.2 | 64,400 | 64,400 | | | | | 115 |
| 120 | 68.3 | 421.6 | 64,300 | 64,300 | 69.8 | 423.4 | 64,100 | 64,100 | | | | | 120 |
| 125 | 67.1 | 419.5 | 63,800 | 63,800 | 68.6 | 421.4 | 63,800 | 63,800 | | | | | 125 |
| 130 | 65.8 | 417.3 | 63,300 | 63,300 | 67.3 | 419.3 | 63,400 | 63,400 | | | | | 130 |
| 135 | 64.6 | 414.9 | 62,900 | 62,900 | 66.1 | 417.1 | 63,000 | 63,000 | 68.4 | 419.6 | 61,700 | 61,700 | 135 |
| 140 | 63.3 | 412.4 | 62,400 | 62,400 | 64.9 | 414.7 | 62,600 | 62,600 | 67.2 | 417.5 | 61,500 | 61,500 | 140 |
| 145 | 62.1 | 409.7 | 61,900 | 61,900 | 63.6 | 412.3 | 62,200 | 62,200 | 65.9 | 415.2 | 61,300 | 61,300 | 145 |
| 150 | 60.8 | 406.9 | 61,400 | 61,400 | 62.4 | 409.6 | 61,800 | 61,800 | 64.7 | 412.9 | 61,100 | 61,100 | 150 |
| 155 | 59.5 | 404.0 | 60,900 | 60,900 | 61.1 | 406.9 | 61,400 | 61,400 | 63.4 | 410.4 | 60,800 | 60,800 | 155 |
| 160 | 58.2 | 400.9 | 60,100 | 60,100 | 59.8 | 404.0 | 61,000 | 61,000 | 62.2 | 407.7 | 60,500 | 60,500 | 160 |
| 165 | 56.8 | 397.6 | 58,400 | 58,400 | 58.5 | 400.9 | 60,500 | 60,500 | 60.9 | 405.0 | 60,300 | 60,300 | 165 |
| 170 | 55.5 | 394.2 | 56,700 | 56,700 | 57.2 | 397.7 | 59,800 | 59,800 | 59.6 | 402.0 | 60,000 | 60,000 | 170 |
| 175 | 54.1 | 390.6 | 55,000 | 55,000 | 55.8 | 394.3 | 58,100 | 58,100 | 58.3 | 398.9 | 59,600 | 59,600 | 175 |
| 180 | 52.7 | 386.8 | 53,200 | 53,200 | 54.4 | 390.7 | 56,400 | 56,400 | 56.9 | 395.7 | 59,400 | 59,400 | 180 |
| 185 | 51.2 | 382.8 | 51,400 | 51,400 | 53.0 | 387.0 | 54,700 | 54,700 | 55.6 | 392.3 | 58,800 | 58,800 | 185 |
| 190 | 49.8 | 378.5 | 49,700 | 49,700 | 51.6 | 383.0 | 52,900 | 52,900 | 54.2 | 388.7 | 57,100 | 57,100 | 190 |
| 195 | 48.3 | 374.1 | 47,800 | 47,800 | 50.1 | 378.8 | 51,100 | 51,100 | 52.8 | 384.9 | 55,300 | 55,500 | 195 |
| 200 | 46.8 | 369.4 | 46,000 | 46,000 | 48.6 | 374.5 | 49,300 | 49,300 | 51.4 | 380.9 | 53,200 | 53,700 | 200 |
| 205 | 45.2 | 364.5 | 44,100 | 44,100 | 47.1 | 369.8 | 47,400 | 47,400 | 49.9 | 376.7 | 51,100 | 51,900 | 205 |
| 210 | 43.6 | 359.3 | 42,300 | 42,300 | 45.6 | 365.0 | 45,500 | 45,500 | 48.4 | 372.3 | 49,200 | 50,100 | 210 |
| 215 | 41.9 | 353.7 | 40,500 | 40,500 | 44.0 | 359.8 | 43,600 | 43,600 | 46.9 | 367.6 | 47,300 | 48,200 | 215 |
| 220 | 40.2 | 347.8 | 38,600 | 38,600 | 42.3 | 354.4 | 41,700 | 41,700 | 45.3 | 362.7 | 45,500 | 46,400 | 220 |
| 225 | 38.4 | 341.6 | 36,800 | 36,800 | 40.6 | 348.6 | 39,800 | 39,800 | 43.7 | 357.5 | 43,800 | 44,400 | 225 |
| 230 | 36.5 | 334.9 | 35,000 | 35,000 | 38.8 | 342.4 | 38,000 | 38,000 | 42.0 | 352.0 | 42,200 | 42,500 | 230 |
| 235 | 34.5 | 327.7 | 33,200 | 33,200 | 37.0 | 335.8 | 36,100 | 36,100 | 40.3 | 346.2 | 40,600 | 40,600 | 235 |
| 240 | 32.5 | 320.0 | 31,400 | 31,400 | 35.0 | 328.8 | 34,300 | 34,300 | 38.5 | 339.9 | 38,700 | 38,700 | 240 |
| 245 | 30.3 | 311.6 | 29,700 | 29,700 | 33.0 | 321.2 | 32,500 | 32,500 | 36.7 | 333.3 | 36,800 | 36,800 | 245 |
| 250 | 27.9 | 302.4 | 28,100 | 28,100 | 30.8 | 312.9 | 30,700 | 30,700 | 34.7 | 326.2 | 34,900 | 34,900 | 250 |
| 255 | 25.4 | 292.1 | 26,400 | 26,400 | 28.5 | 303.9 | 29,000 | 29,000 | 32.7 | 318.5 | 33,000 | 33,000 | 255 |
| 260 | 22.6 | 280.6 | 24,800 | 24,800 | 26.0 | 294.0 | 27,300 | 27,300 | 30.5 | 310.1 | 31,200 | 31,200 | 260 |
| 265 | 19.3 | 267.1 | 23,300 | 23,300 | 23.3 | 282.8 | 25,700 | 25,700 | 28.2 | 301.0 | 29,500 | 29,500 | 265 |
| 270 | 15.5 | 250.5 | 21,900 | 21,900 | 20.2 | 269.8 | 24,100 | 24,100 | 25.6 | 290.9 | 27,800 | 27,800 | 270 |
| 280 | | | | | 11.7 | 233.2 | 21,200 | 21,200 | 19.6 | 266.1 | 24,500 | 24,500 | 280 |
| 290 | | | | | | | | | 10.7 | 227.6 | 21,600 | 21,600 | 290 |
| 300 | | | | | | | | | | | | | 300 |
| 310 | | | | | | | | | | | | | 310 |
| 320 | | | | | | | | | | | | | 320 |
| 330 | | | | | | | | | | | | | 330 |

MLC300 VPC-MAX S-1

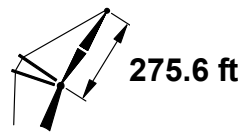

ASME B30.5



| ft | 75° | | | | 70° | | | | 65° | | | | ft |
|-----|------|-------|--------|--------|------|-------|--------|--------|------|-------|--------|--------|-----|
| | ft | lb | ft | lb | ft | lb | ft | lb | ft | lb | ft | lb | |
| 100 | | | | | | | | | | | | | 100 |
| 105 | | | | | | | | | | | | | 105 |
| 110 | | | | | | | | | | | | | 110 |
| 115 | | | | | | | | | | | | | 115 |
| 120 | | | | | | | | | | | | | 120 |
| 125 | | | | | | | | | | | | | 125 |
| 130 | | | | | | | | | | | | | 130 |
| 135 | | | | | | | | | | | | | 135 |
| 140 | | | | | | | | | | | | | 140 |
| 145 | | | | | | | | | | | | | 145 |
| 150 | | | | | | | | | | | | | 150 |
| 155 | | | | | | | | | | | | | 155 |
| 160 | | | | | | | | | | | | | 160 |
| 165 | | | | | | | | | | | | | 165 |
| 170 | 63.5 | 406.9 | 56,600 | 56,600 | | | | | | | | | 170 |
| 175 | 62.2 | 404.3 | 56,700 | 56,700 | | | | | | | | | 175 |
| 180 | 60.9 | 401.5 | 55,200 | 56,700 | | | | | | | | | 180 |
| 185 | 59.6 | 398.6 | 52,800 | 56,700 | | | | | | | | | 185 |
| 190 | 58.3 | 395.5 | 50,700 | 56,700 | | | | | | | | | 190 |
| 195 | 57.0 | 392.3 | 48,600 | 56,600 | | | | | | | | | 195 |
| 200 | 55.6 | 388.8 | 46,600 | 56,500 | | | | | | | | | 200 |
| 205 | 54.3 | 385.3 | 44,700 | 56,400 | 58.3 | 390.5 | 38,500 | 51,900 | | | | | 205 |
| 210 | 52.9 | 381.5 | 42,900 | 56,000 | 56.9 | 387.3 | 36,800 | 52,100 | | | | | 210 |
| 215 | 51.4 | 377.5 | 41,200 | 54,400 | 55.6 | 383.9 | 35,300 | 52,400 | | | | | 215 |
| 220 | 50.0 | 373.3 | 39,600 | 52,800 | 54.2 | 380.3 | 33,800 | 52,600 | | | | | 220 |
| 225 | 48.5 | 368.9 | 38,100 | 51,100 | 52.8 | 376.5 | 32,400 | 51,500 | | | | | 225 |
| 230 | 46.9 | 364.2 | 36,600 | 49,400 | 51.4 | 372.5 | 31,000 | 49,800 | | | | | 230 |
| 235 | 45.4 | 359.3 | 35,200 | 47,600 | 49.9 | 368.3 | 29,700 | 48,200 | | | | | 235 |
| 240 | 43.8 | 354.1 | 33,800 | 45,700 | 48.4 | 363.9 | 28,500 | 46,700 | 52.6 | 369.8 | 23,300 | 42,700 | 240 |
| 245 | 42.1 | 348.7 | 32,500 | 43,800 | 46.9 | 359.2 | 27,300 | 45,200 | 51.2 | 365.8 | 22,200 | 41,300 | 245 |
| 250 | 40.4 | 342.8 | 31,200 | 41,900 | 45.3 | 354.3 | 26,100 | 43,800 | 49.7 | 361.6 | 21,200 | 40,000 | 250 |
| 255 | 38.6 | 336.6 | 30,000 | 40,000 | 43.7 | 349.1 | 25,000 | 42,500 | 48.2 | 357.1 | 20,200 | 38,800 | 255 |
| 260 | 36.7 | 330.0 | 28,800 | 38,000 | 42.0 | 343.6 | 24,000 | 41,200 | 46.7 | 352.4 | 19,200 | 37,500 | 260 |
| 265 | 34.8 | 322.9 | 27,700 | 36,200 | 40.3 | 337.7 | 22,900 | 39,900 | 45.1 | 347.5 | 18,300 | 36,400 | 265 |
| 270 | 32.7 | 315.2 | 26,600 | 34,300 | 38.5 | 331.5 | 22,000 | 38,700 | 43.5 | 342.2 | 17,400 | 35,200 | 270 |
| 280 | 28.2 | 297.8 | 24,600 | 30,600 | 34.7 | 317.7 | 20,100 | 36,500 | 40.1 | 330.8 | 15,700 | 33,100 | 280 |
| 290 | 22.9 | 276.3 | 22,600 | 27,100 | 30.5 | 301.7 | 18,300 | 33,100 | 36.4 | 317.8 | 14,100 | 31,100 | 290 |
| 300 | 16.0 | 247.0 | 20,700 | 23,900 | 25.6 | 282.4 | 16,600 | 29,600 | 32.4 | 302.9 | 12,600 | 29,200 | 300 |
| 310 | | | | | 19.6 | 257.7 | 15,100 | 26,200 | 27.8 | 285.2 | 11,200 | 27,500 | 310 |
| 320 | | | | | 10.7 | 219.1 | 13,500 | 23,200 | 22.4 | 263.2 | | 25,800 | 320 |
| 330 | | | | | | | | | 15.2 | 232.8 | | 24,300 | 330 |

MLC300 VPC-MAX S-1

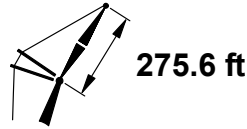
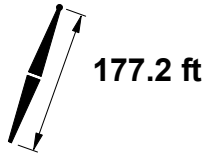
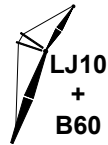
ASME B30.5



| ft | 85° | | | | 83° | | | | 80° | | | | ft |
|-----|------|-------|--------|--------|------|-------|--------|--------|------|-------|--------|--------|-----|
| | ft | lb | lb | lb | ft | lb | lb | lb | ft | lb | lb | lb | |
| 105 | 73.2 | 448.0 | 55,400 | 55,400 | | | | | | | | | 105 |
| 110 | 72.1 | 446.3 | 55,000 | 55,000 | | | | | | | | | 110 |
| 115 | 71.0 | 444.6 | 54,500 | 54,500 | | | | | | | | | 115 |
| 120 | 69.9 | 442.8 | 54,100 | 54,100 | 71.3 | 444.3 | 53,900 | 53,900 | | | | | 120 |
| 125 | 68.8 | 440.8 | 53,600 | 53,600 | 70.2 | 442.5 | 53,500 | 53,500 | | | | | 125 |
| 130 | 67.7 | 438.8 | 53,100 | 53,100 | 69.0 | 440.6 | 53,200 | 53,200 | | | | | 130 |
| 135 | 66.5 | 436.6 | 52,600 | 52,600 | 67.9 | 438.6 | 52,700 | 52,700 | | | | | 135 |
| 140 | 65.4 | 434.3 | 52,100 | 52,100 | 66.8 | 436.4 | 52,300 | 52,300 | 68.9 | 438.8 | 51,400 | 51,400 | 140 |
| 145 | 64.2 | 431.9 | 51,700 | 51,700 | 65.7 | 434.1 | 51,900 | 51,900 | 67.8 | 436.8 | 51,200 | 51,200 | 145 |
| 150 | 63.1 | 429.4 | 51,200 | 51,200 | 64.5 | 431.8 | 51,500 | 51,500 | 66.6 | 434.6 | 50,900 | 50,900 | 150 |
| 155 | 61.9 | 426.7 | 50,700 | 50,700 | 63.3 | 429.3 | 51,000 | 51,000 | 65.5 | 432.3 | 50,600 | 50,600 | 155 |
| 160 | 60.7 | 423.9 | 50,200 | 50,200 | 62.2 | 426.6 | 50,600 | 50,600 | 64.3 | 429.9 | 50,300 | 50,300 | 160 |
| 165 | 59.5 | 420.9 | 49,700 | 49,700 | 61.0 | 423.8 | 50,200 | 50,200 | 63.2 | 427.4 | 50,000 | 50,000 | 165 |
| 170 | 58.3 | 417.8 | 49,300 | 49,300 | 59.8 | 420.9 | 49,700 | 49,700 | 62.0 | 424.7 | 49,600 | 49,600 | 170 |
| 175 | 57.0 | 414.6 | 48,800 | 48,800 | 58.6 | 417.9 | 49,300 | 49,300 | 60.8 | 421.9 | 49,300 | 49,300 | 175 |
| 180 | 55.8 | 411.2 | 48,400 | 48,400 | 57.3 | 414.7 | 48,900 | 48,900 | 59.6 | 419.0 | 48,900 | 48,900 | 180 |
| 185 | 54.5 | 407.6 | 48,000 | 48,000 | 56.1 | 411.3 | 48,500 | 48,500 | 58.4 | 415.9 | 48,600 | 48,600 | 185 |
| 190 | 53.2 | 403.9 | 47,600 | 47,600 | 54.8 | 407.8 | 48,100 | 48,100 | 57.1 | 412.7 | 48,200 | 48,200 | 190 |
| 195 | 51.9 | 400.0 | 47,200 | 47,200 | 53.5 | 404.1 | 47,700 | 47,700 | 55.9 | 409.3 | 47,900 | 47,900 | 195 |
| 200 | 50.5 | 395.9 | 46,800 | 46,800 | 52.2 | 400.2 | 47,300 | 47,300 | 54.6 | 405.7 | 47,600 | 47,600 | 200 |
| 205 | 49.2 | 391.6 | 46,400 | 46,400 | 50.9 | 396.2 | 47,800 | 47,800 | 53.3 | 402.0 | 47,200 | 47,200 | 205 |
| 210 | 47.8 | 387.1 | 45,900 | 45,900 | 49.5 | 391.9 | 46,600 | 46,600 | 52.0 | 398.1 | 46,900 | 46,900 | 210 |
| 215 | 46.3 | 382.3 | 45,000 | 45,000 | 48.1 | 387.4 | 46,200 | 46,200 | 50.6 | 394.0 | 46,100 | 46,600 | 215 |
| 220 | 44.8 | 377.3 | 43,800 | 43,800 | 46.7 | 382.7 | 45,800 | 45,800 | 49.3 | 389.7 | 44,300 | 46,300 | 220 |
| 225 | 43.3 | 372.0 | 42,800 | 42,800 | 45.2 | 377.8 | 45,100 | 45,100 | 47.9 | 385.2 | 42,600 | 46,000 | 225 |
| 230 | 41.8 | 366.5 | 41,600 | 41,600 | 43.7 | 372.6 | 44,500 | 44,600 | 46.4 | 380.5 | 41,000 | 45,700 | 230 |
| 235 | 40.2 | 360.6 | 40,600 | 40,600 | 42.2 | 367.1 | 42,900 | 44,000 | 45.0 | 375.5 | 39,500 | 45,400 | 235 |
| 240 | 38.5 | 354.4 | 39,500 | 39,500 | 40.6 | 361.3 | 41,300 | 43,400 | 43.5 | 370.3 | 38,000 | 44,900 | 240 |
| 245 | 36.8 | 347.7 | 38,600 | 38,600 | 38.9 | 355.2 | 39,800 | 42,200 | 41.9 | 364.7 | 36,600 | 44,300 | 245 |
| 250 | 35.0 | 340.7 | 37,600 | 37,600 | 37.2 | 348.6 | 38,400 | 40,300 | 40.3 | 358.9 | 35,200 | 43,700 | 250 |
| 255 | 33.1 | 333.1 | 36,000 | 36,000 | 35.4 | 341.7 | 37,000 | 38,500 | 38.7 | 352.7 | 33,900 | 42,500 | 255 |
| 260 | 31.1 | 325.0 | 34,300 | 34,300 | 33.6 | 334.3 | 35,700 | 36,700 | 36.9 | 346.1 | 32,700 | 40,600 | 260 |
| 265 | 29.0 | 316.1 | 32,700 | 32,700 | 31.6 | 326.3 | 34,400 | 35,100 | 35.2 | 339.1 | 31,400 | 38,700 | 265 |
| 270 | 26.7 | 306.4 | 31,100 | 31,100 | 29.5 | 317.6 | 33,200 | 33,400 | 33.3 | 331.6 | 30,300 | 37,000 | 270 |
| 280 | 21.5 | 283.5 | 28,100 | 28,100 | 24.9 | 297.6 | 30,200 | 30,200 | 29.2 | 314.7 | 28,000 | 33,600 | 280 |
| 290 | 14.6 | 251.7 | 25,300 | 25,300 | 19.2 | 272.2 | 27,300 | 27,300 | 24.5 | 294.4 | 25,900 | 30,400 | 290 |
| 300 | | | | | 10.8 | 233.3 | 24,500 | 24,500 | 18.7 | 268.4 | 23,900 | 27,400 | 300 |
| 310 | | | | | | | | | 9.9 | 227.4 | 22,000 | 24,600 | 310 |
| 320 | | | | | | | | | | | | | 320 |
| 330 | | | | | | | | | | | | | 330 |
| 340 | | | | | | | | | | | | | 340 |
| 350 | | | | | | | | | | | | | 350 |

MLC300 VPC-MAX S-1

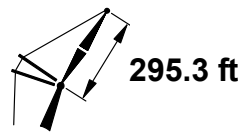
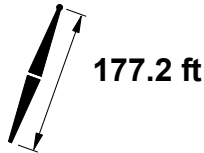
ASME B30.5



| ft | 75° | | | | 70° | | | | 65° | | | | ft |
|-----|------|-------|--------|--------|------|-------|--------|--------|------|-------|--------|--------|-----|
| | ft | ft | lb | lb | ft | ft | lb | lb | ft | ft | lb | lb | |
| 105 | | | | | | | | | | | | | 105 |
| 110 | | | | | | | | | | | | | 110 |
| 115 | | | | | | | | | | | | | 115 |
| 120 | | | | | | | | | | | | | 120 |
| 125 | | | | | | | | | | | | | 125 |
| 130 | | | | | | | | | | | | | 130 |
| 135 | | | | | | | | | | | | | 135 |
| 140 | | | | | | | | | | | | | 140 |
| 145 | | | | | | | | | | | | | 145 |
| 150 | | | | | | | | | | | | | 150 |
| 155 | | | | | | | | | | | | | 155 |
| 160 | | | | | | | | | | | | | 160 |
| 165 | | | | | | | | | | | | | 165 |
| 170 | | | | | | | | | | | | | 170 |
| 175 | | | | | | | | | | | | | 175 |
| 180 | | | | | | | | | | | | | 180 |
| 185 | 63.2 | 423.9 | 46,800 | 46,800 | | | | | | | | | 185 |
| 190 | 60.8 | 418.5 | 46,600 | 46,600 | | | | | | | | | 190 |
| 195 | 59.6 | 415.5 | 46,500 | 46,500 | | | | | | | | | 195 |
| 200 | 58.4 | 412.5 | 45,300 | 46,300 | | | | | | | | | 200 |
| 205 | 57.2 | 409.2 | 43,400 | 46,200 | | | | | | | | | 205 |
| 210 | 55.9 | 405.9 | 41,600 | 46,000 | | | | | | | | | 210 |
| 215 | 54.6 | 402.3 | 39,900 | 45,800 | 58.4 | 407.5 | 33,900 | 42,700 | | | | | 215 |
| 220 | 53.4 | 398.6 | 38,300 | 45,600 | 57.1 | 404.3 | 32,400 | 42,700 | | | | | 220 |
| 225 | 52.0 | 394.7 | 36,800 | 45,400 | 55.9 | 400.9 | 31,000 | 42,800 | | | | | 225 |
| 230 | 50.7 | 390.6 | 35,300 | 45,200 | 54.6 | 397.3 | 29,600 | 42,900 | | | | | 230 |
| 235 | 49.3 | 386.4 | 33,900 | 45,000 | 53.3 | 393.6 | 28,400 | 42,900 | | | | | 235 |
| 240 | 47.9 | 381.9 | 32,500 | 44,900 | 52.0 | 389.7 | 27,100 | 42,900 | | | | | 240 |
| 245 | 46.5 | 377.1 | 31,200 | 44,700 | 50.6 | 385.6 | 25,900 | 42,900 | | | | | 245 |
| 250 | 45.0 | 372.2 | 30,000 | 44,500 | 49.3 | 381.3 | 24,800 | 42,800 | 53.1 | 387.0 | 19,800 | 39,000 | 250 |
| 255 | 43.5 | 366.9 | 28,800 | 44,300 | 47.9 | 376.8 | 23,700 | 41,500 | 51.8 | 383.0 | 18,800 | 37,700 | 255 |
| 260 | 42.0 | 361.4 | 27,600 | 44,000 | 46.4 | 372.1 | 22,600 | 40,200 | 50.5 | 378.9 | 17,800 | 36,500 | 260 |
| 265 | 40.4 | 355.6 | 26,500 | 42,700 | 45.0 | 367.1 | 21,600 | 39,000 | 49.1 | 374.6 | 16,900 | 35,300 | 265 |
| 270 | 38.7 | 349.4 | 25,400 | 41,400 | 43.5 | 361.9 | 20,700 | 37,800 | 47.7 | 370.1 | 16,000 | 34,200 | 270 |
| 280 | 35.2 | 335.8 | 23,400 | 39,000 | 40.3 | 350.5 | 18,800 | 35,500 | 44.8 | 360.3 | 14,300 | 32,100 | 280 |
| 290 | 31.4 | 320.2 | 21,500 | 36,000 | 36.9 | 337.7 | 17,100 | 33,400 | 41.7 | 349.4 | 12,800 | 30,100 | 290 |
| 300 | 27.0 | 301.9 | 19,700 | 32,700 | 33.3 | 323.2 | 15,400 | 31,500 | 38.4 | 337.3 | 11,300 | 28,300 | 300 |
| 310 | 21.9 | 279.3 | 18,000 | 29,600 | 29.2 | 306.3 | 13,900 | 29,600 | 34.9 | 323.6 | | 26,600 | 310 |
| 320 | 15.1 | 248.4 | 16,300 | 26,600 | 24.5 | 286.0 | 12,500 | 27,900 | 31.0 | 307.8 | | 24,900 | 320 |
| 330 | | | | | 18.7 | 259.9 | 11,100 | 26,200 | 26.6 | 289.2 | | 23,400 | 330 |
| 340 | | | | | 9.9 | 218.9 | | 24,600 | 21.4 | 266.1 | | 22,000 | 340 |
| 350 | | | | | | | | | 14.4 | 234.0 | | 20,600 | 350 |

MLC300 VPC-MAX S-1

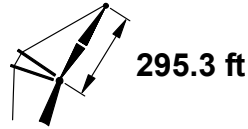

ASME B30.5



| ft | 85° | | | | 83° | | | | 80° | | | | ft |
|-----|------|-------|--------|--------|------|-------|--------|--------|------|-------|--------|--------|-----|
| | ft | lb | lb | lb | ft | lb | lb | lb | ft | lb | lb | lb | |
| 110 | 73.3 | 467.0 | 46,600 | 46,600 | | | | | | | | | 110 |
| 115 | 72.3 | 465.4 | 46,200 | 46,200 | | | | | | | | | 115 |
| 120 | 71.3 | 463.7 | 45,700 | 45,700 | | | | | | | | | 120 |
| 125 | 70.3 | 461.9 | 45,300 | 45,300 | 71.5 | 463.4 | 45,200 | 45,200 | | | | | 125 |
| 130 | 69.2 | 460.0 | 44,800 | 44,800 | 70.5 | 461.6 | 44,800 | 44,800 | | | | | 130 |
| 135 | 68.2 | 458.0 | 44,300 | 44,300 | 69.5 | 459.8 | 44,400 | 44,400 | | | | | 135 |
| 140 | 67.1 | 455.9 | 43,900 | 43,900 | 68.4 | 457.8 | 44,000 | 44,000 | | | | | 140 |
| 145 | 66.1 | 453.7 | 43,400 | 43,400 | 67.4 | 455.7 | 43,600 | 43,600 | | | | | 145 |
| 150 | 65.0 | 451.4 | 42,900 | 42,900 | 66.3 | 453.5 | 43,200 | 43,200 | 68.3 | 456.0 | 42,700 | 42,700 | 150 |
| 155 | 63.9 | 448.9 | 42,500 | 42,500 | 65.3 | 451.2 | 42,700 | 42,700 | 67.2 | 453.9 | 42,400 | 42,400 | 155 |
| 160 | 62.8 | 446.3 | 42,000 | 42,000 | 64.2 | 448.8 | 42,300 | 42,300 | 66.2 | 451.7 | 42,100 | 42,100 | 160 |
| 165 | 61.7 | 443.6 | 41,500 | 41,500 | 63.1 | 446.2 | 41,900 | 41,900 | 65.1 | 449.4 | 41,700 | 41,700 | 165 |
| 170 | 60.6 | 440.8 | 41,100 | 41,100 | 62.0 | 443.6 | 41,500 | 41,500 | 64.0 | 446.9 | 41,400 | 41,400 | 170 |
| 175 | 59.5 | 437.9 | 40,700 | 40,700 | 60.9 | 440.8 | 41,100 | 41,100 | 62.9 | 444.4 | 41,000 | 41,000 | 175 |
| 180 | 58.3 | 434.8 | 40,200 | 40,200 | 59.8 | 437.9 | 40,600 | 40,600 | 61.8 | 441.7 | 40,700 | 40,700 | 180 |
| 185 | 57.2 | 431.6 | 39,800 | 39,800 | 58.6 | 434.8 | 40,200 | 40,200 | 60.7 | 438.9 | 40,300 | 40,300 | 185 |
| 190 | 56.0 | 428.2 | 39,400 | 39,400 | 57.5 | 431.6 | 39,800 | 39,800 | 59.6 | 435.9 | 40,000 | 40,000 | 190 |
| 195 | 54.8 | 424.7 | 39,000 | 39,000 | 56.3 | 428.3 | 39,500 | 39,500 | 58.4 | 432.9 | 39,700 | 39,700 | 195 |
| 200 | 53.6 | 421.0 | 38,600 | 38,600 | 55.1 | 424.8 | 39,100 | 39,100 | 57.3 | 429.7 | 39,300 | 39,300 | 200 |
| 205 | 52.4 | 417.2 | 38,300 | 38,300 | 53.9 | 421.2 | 38,700 | 38,700 | 56.1 | 426.3 | 39,000 | 39,000 | 205 |
| 210 | 51.2 | 413.2 | 37,900 | 37,900 | 52.7 | 417.4 | 38,300 | 38,300 | 54.9 | 422.8 | 38,600 | 38,600 | 210 |
| 215 | 49.9 | 409.0 | 37,600 | 37,600 | 51.5 | 413.4 | 38,000 | 38,000 | 53.7 | 419.1 | 38,300 | 38,300 | 215 |
| 220 | 48.6 | 404.6 | 37,200 | 37,200 | 50.2 | 409.3 | 37,600 | 37,600 | 52.5 | 415.3 | 38,000 | 38,000 | 220 |
| 225 | 47.3 | 400.0 | 36,900 | 36,900 | 48.9 | 404.9 | 37,300 | 37,300 | 51.3 | 411.3 | 37,700 | 37,700 | 225 |
| 230 | 45.9 | 395.2 | 36,600 | 36,600 | 47.6 | 400.4 | 37,000 | 37,000 | 50.0 | 407.1 | 37,400 | 37,400 | 230 |
| 235 | 44.6 | 390.1 | 36,300 | 36,300 | 46.3 | 395.6 | 36,700 | 36,700 | 48.7 | 402.8 | 37,100 | 37,100 | 235 |
| 240 | 43.1 | 384.8 | 36,000 | 36,000 | 44.9 | 390.6 | 36,400 | 36,400 | 47.4 | 398.2 | 36,500 | 36,500 | 240 |
| 245 | 41.7 | 379.2 | 35,800 | 35,800 | 43.5 | 385.4 | 36,200 | 36,200 | 46.1 | 393.4 | 35,100 | 36,500 | 245 |
| 250 | 40.2 | 373.3 | 34,900 | 34,900 | 42.0 | 379.9 | 35,900 | 35,900 | 44.7 | 388.3 | 33,700 | 36,300 | 250 |
| 255 | 38.6 | 367.1 | 34,100 | 34,100 | 40.6 | 374.1 | 35,600 | 35,700 | 43.3 | 383.1 | 32,400 | 36,000 | 255 |
| 260 | 37.0 | 360.6 | 33,300 | 33,300 | 39.0 | 367.9 | 34,300 | 35,400 | 41.8 | 377.5 | 31,100 | 35,800 | 260 |
| 265 | 35.4 | 353.6 | 32,500 | 32,500 | 37.4 | 361.5 | 33,000 | 35,300 | 40.3 | 371.6 | 29,900 | 35,500 | 265 |
| 270 | 33.6 | 346.2 | 31,800 | 31,800 | 35.8 | 354.6 | 31,800 | 33,900 | 38.8 | 365.5 | 28,800 | 35,300 | 270 |
| 280 | 29.9 | 329.7 | 28,900 | 28,900 | 32.3 | 339.5 | 29,500 | 31,400 | 35.5 | 352.0 | 26,600 | 33,900 | 280 |
| 290 | 25.7 | 310.2 | 25,600 | 25,600 | 28.4 | 322.0 | 27,300 | 28,900 | 32.0 | 336.7 | 24,500 | 31,300 | 290 |
| 300 | 20.6 | 286.2 | 22,300 | 22,300 | 23.9 | 301.1 | 25,200 | 25,400 | 28.0 | 319.0 | 22,600 | 28,800 | 300 |
| 310 | 13.8 | 252.8 | 19,100 | 19,100 | 18.3 | 274.4 | 22,000 | 22,000 | 23.5 | 297.8 | 20,700 | 26,200 | 310 |
| 320 | | | | | 10.1 | 233.2 | 18,800 | 18,800 | 17.8 | 270.4 | 19,000 | 23,100 | 320 |
| 330 | | | | | | | | | 9.2 | 226.9 | 17,300 | 19,800 | 330 |
| 340 | | | | | | | | | | | | | 340 |
| 350 | | | | | | | | | | | | | 350 |
| 360 | | | | | | | | | | | | | 360 |
| 370 | | | | | | | | | | | | | 370 |

MLC300 VPC-MAX S-1

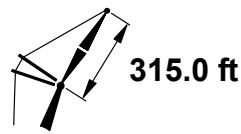
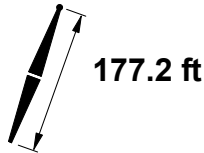
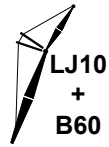
ASME B30.5



| ft | 75° | | | | 70° | | | | 65° | | | | ft |
|-----|------|-------|--------|--------|------|-------|--------|--------|------|-------|--------|--------|-----|
| | ft | ft | lb | lb | ft | ft | lb | lb | ft | ft | lb | lb | |
| 110 | | | | | | | | | | | | | 110 |
| 115 | | | | | | | | | | | | | 115 |
| 120 | | | | | | | | | | | | | 120 |
| 125 | | | | | | | | | | | | | 125 |
| 130 | | | | | | | | | | | | | 130 |
| 135 | | | | | | | | | | | | | 135 |
| 140 | | | | | | | | | | | | | 140 |
| 145 | | | | | | | | | | | | | 145 |
| 150 | | | | | | | | | | | | | 150 |
| 155 | | | | | | | | | | | | | 155 |
| 160 | | | | | | | | | | | | | 160 |
| 165 | | | | | | | | | | | | | 165 |
| 170 | | | | | | | | | | | | | 170 |
| 175 | | | | | | | | | | | | | 175 |
| 180 | | | | | | | | | | | | | 180 |
| 185 | | | | | | | | | | | | | 185 |
| 190 | 63.0 | 440.9 | 38,600 | 38,600 | | | | | | | | | 190 |
| 195 | 61.9 | 438.2 | 38,400 | 38,400 | | | | | | | | | 195 |
| 200 | 60.7 | 435.4 | 38,300 | 38,300 | | | | | | | | | 200 |
| 205 | 59.6 | 432.5 | 38,100 | 38,100 | | | | | | | | | 205 |
| 210 | 58.5 | 429.4 | 37,900 | 37,900 | | | | | | | | | 210 |
| 215 | 57.3 | 426.2 | 37,700 | 37,700 | | | | | | | | | 215 |
| 220 | 56.2 | 422.9 | 36,600 | 37,400 | | | | | | | | | 220 |
| 225 | 55.0 | 419.4 | 35,100 | 37,200 | 58.4 | 424.5 | 29,200 | 35,000 | | | | | 225 |
| 230 | 53.8 | 415.7 | 33,600 | 37,000 | 57.3 | 421.2 | 27,800 | 34,900 | | | | | 230 |
| 235 | 52.6 | 411.9 | 32,200 | 36,800 | 56.1 | 417.9 | 26,600 | 34,900 | | | | | 235 |
| 240 | 51.3 | 407.9 | 30,800 | 36,600 | 54.9 | 414.4 | 25,300 | 34,900 | | | | | 240 |
| 245 | 50.0 | 403.7 | 29,600 | 36,300 | 53.7 | 410.7 | 24,200 | 34,800 | | | | | 245 |
| 250 | 48.8 | 399.4 | 28,300 | 36,100 | 52.5 | 406.9 | 23,000 | 34,800 | | | | | 250 |
| 255 | 47.4 | 394.8 | 27,100 | 35,900 | 51.3 | 402.9 | 21,900 | 34,700 | | | | | 255 |
| 260 | 46.1 | 390.0 | 26,000 | 35,700 | 50.0 | 398.7 | 20,900 | 34,600 | 53.6 | 404.1 | 16,000 | 31,800 | 260 |
| 265 | 44.7 | 385.0 | 24,900 | 35,500 | 48.7 | 394.3 | 19,900 | 34,500 | 52.3 | 400.2 | 15,100 | 31,900 | 265 |
| 270 | 43.3 | 379.7 | 23,800 | 35,300 | 47.4 | 389.8 | 18,900 | 34,400 | 51.1 | 396.2 | 14,200 | 32,000 | 270 |
| 280 | 40.4 | 368.3 | 21,800 | 35,000 | 44.7 | 379.9 | 17,100 | 34,200 | 48.5 | 387.6 | 12,500 | 30,800 | 280 |
| 290 | 37.2 | 355.6 | 19,900 | 34,600 | 41.8 | 369.1 | 15,400 | 32,200 | 45.9 | 378.2 | 11,000 | 28,800 | 290 |
| 300 | 33.9 | 341.4 | 18,100 | 32,800 | 38.8 | 357.1 | 13,800 | 30,200 | 43.1 | 367.8 | | 27,000 | 300 |
| 310 | 30.1 | 325.0 | 16,500 | 30,200 | 35.5 | 343.6 | 12,300 | 28,400 | 40.1 | 356.3 | | 25,300 | 310 |
| 320 | 25.9 | 305.8 | 14,900 | 27,800 | 32.0 | 328.3 | 10,900 | 26,700 | 37.0 | 343.5 | | 23,700 | 320 |
| 330 | 20.9 | 282.1 | 13,400 | 25,500 | 28.0 | 310.6 | | 25,100 | 33.6 | 329.1 | | 22,200 | 330 |
| 340 | 14.3 | 249.6 | 12,000 | 22,800 | 23.5 | 289.3 | | 23,600 | 29.8 | 312.5 | | 20,800 | 340 |
| 350 | | | | | 17.8 | 262.0 | | 22,100 | 25.5 | 293.0 | | 19,400 | 350 |
| 360 | | | | | 9.1 | 218.5 | | 20,700 | 20.5 | 268.8 | | 18,100 | 360 |
| 370 | | | | | | | | | 13.6 | 235.0 | | 16,900 | 370 |

MLC300 VPC-MAX S-1

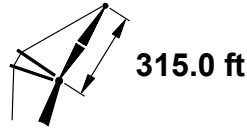
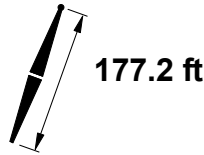
ASME B30.5



| ft | 85° | | | | 83° | | | | 80° | | | | ft |
|-----|------|-------|--------|--------|------|-------|--------|--------|------|-------|--------|--------|-----|
| | ft | lb | lb | lb | ft | lb | lb | lb | ft | lb | lb | lb | |
| 115 | 73.5 | 486.1 | 39,100 | 39,100 | | | | | | | | | 115 |
| 120 | 72.5 | 484.5 | 38,700 | 38,700 | | | | | | | | | 120 |
| 125 | 71.5 | 482.8 | 38,200 | 38,200 | | | | | | | | | 125 |
| 130 | 70.6 | 481.1 | 37,700 | 37,700 | 71.8 | 482.5 | 37,800 | 37,800 | | | | | 130 |
| 135 | 69.6 | 479.2 | 37,300 | 37,300 | 70.8 | 480.8 | 37,400 | 37,400 | | | | | 135 |
| 140 | 68.6 | 477.2 | 36,800 | 36,800 | 69.8 | 478.9 | 37,000 | 37,000 | | | | | 140 |
| 145 | 67.7 | 475.2 | 36,300 | 36,300 | 68.9 | 477.0 | 36,600 | 36,600 | | | | | 145 |
| 150 | 66.7 | 473.0 | 35,900 | 35,900 | 67.9 | 475.0 | 36,100 | 36,100 | | | | | 150 |
| 155 | 65.7 | 470.8 | 35,400 | 35,400 | 66.9 | 472.8 | 35,700 | 35,700 | 68.7 | 475.2 | 35,500 | 35,500 | 155 |
| 160 | 64.7 | 468.4 | 35,000 | 35,000 | 65.9 | 470.6 | 35,300 | 35,300 | 67.7 | 473.2 | 35,100 | 35,100 | 160 |
| 165 | 63.6 | 465.9 | 34,500 | 34,500 | 64.9 | 468.2 | 34,900 | 34,900 | 66.7 | 471.0 | 34,800 | 34,800 | 165 |
| 170 | 62.6 | 463.3 | 34,100 | 34,100 | 63.9 | 465.8 | 34,400 | 34,400 | 65.7 | 468.7 | 34,400 | 34,400 | 170 |
| 175 | 61.6 | 460.6 | 33,700 | 33,700 | 62.9 | 463.2 | 34,000 | 34,000 | 64.7 | 466.4 | 34,100 | 34,100 | 175 |
| 180 | 60.5 | 457.8 | 33,300 | 33,300 | 61.8 | 460.5 | 33,600 | 33,600 | 63.7 | 463.9 | 33,700 | 33,700 | 180 |
| 185 | 59.5 | 454.8 | 32,800 | 32,800 | 60.8 | 457.8 | 33,200 | 33,200 | 62.7 | 461.3 | 33,400 | 33,400 | 185 |
| 190 | 58.4 | 451.8 | 32,500 | 32,500 | 59.7 | 454.8 | 32,800 | 32,800 | 61.7 | 458.6 | 33,000 | 33,000 | 190 |
| 195 | 57.3 | 448.6 | 32,100 | 32,100 | 58.7 | 451.8 | 32,500 | 32,500 | 60.6 | 455.8 | 32,700 | 32,700 | 195 |
| 200 | 56.2 | 445.2 | 31,700 | 31,700 | 57.6 | 448.6 | 32,100 | 32,100 | 59.6 | 452.9 | 32,300 | 32,300 | 200 |
| 205 | 55.1 | 441.7 | 31,300 | 31,300 | 56.5 | 445.3 | 31,700 | 31,700 | 58.5 | 449.8 | 32,000 | 32,000 | 205 |
| 210 | 54.0 | 438.1 | 30,900 | 30,900 | 55.4 | 441.9 | 31,300 | 31,300 | 57.4 | 446.6 | 31,600 | 31,600 | 210 |
| 215 | 52.9 | 434.3 | 30,600 | 30,600 | 54.3 | 438.3 | 31,000 | 31,000 | 56.3 | 443.3 | 31,300 | 31,300 | 215 |
| 220 | 51.7 | 430.4 | 30,300 | 30,300 | 53.1 | 434.5 | 30,600 | 30,600 | 55.2 | 439.8 | 34,700 | 34,700 | 220 |
| 225 | 50.5 | 426.3 | 29,900 | 29,900 | 52.0 | 430.6 | 30,300 | 30,300 | 54.1 | 436.2 | 30,600 | 30,600 | 225 |
| 230 | 49.3 | 422.0 | 29,600 | 29,600 | 50.8 | 426.6 | 30,000 | 30,000 | 53.0 | 432.5 | 30,300 | 30,300 | 230 |
| 235 | 48.1 | 417.5 | 29,300 | 29,300 | 49.6 | 422.3 | 29,600 | 29,600 | 51.8 | 428.5 | 30,000 | 30,000 | 235 |
| 240 | 46.9 | 412.9 | 29,000 | 29,000 | 48.4 | 417.9 | 29,300 | 29,300 | 50.6 | 424.4 | 29,700 | 29,700 | 240 |
| 245 | 45.6 | 408.0 | 28,700 | 28,700 | 47.2 | 413.3 | 29,100 | 29,100 | 49.4 | 420.2 | 29,400 | 29,400 | 245 |
| 250 | 44.3 | 402.9 | 28,500 | 28,500 | 45.9 | 408.5 | 28,800 | 28,800 | 48.2 | 415.7 | 29,100 | 29,100 | 250 |
| 255 | 43.0 | 397.6 | 28,200 | 28,200 | 44.6 | 403.4 | 28,500 | 28,500 | 47.0 | 411.1 | 28,800 | 28,800 | 255 |
| 260 | 41.6 | 392.0 | 28,000 | 28,000 | 43.3 | 398.1 | 28,200 | 28,200 | 45.7 | 406.2 | 28,500 | 28,500 | 260 |
| 265 | 40.2 | 386.1 | 27,700 | 27,700 | 41.9 | 392.6 | 28,000 | 28,000 | 44.4 | 401.1 | 28,300 | 28,300 | 265 |
| 270 | 38.8 | 379.9 | 27,500 | 27,500 | 40.5 | 386.8 | 27,800 | 27,800 | 43.1 | 395.8 | 27,500 | 28,100 | 270 |
| 280 | 35.7 | 366.5 | 27,100 | 27,100 | 37.6 | 374.3 | 27,300 | 27,300 | 40.3 | 384.4 | 25,300 | 27,600 | 280 |
| 290 | 32.4 | 351.4 | 23,800 | 23,800 | 34.5 | 360.3 | 26,100 | 27,000 | 37.4 | 371.8 | 23,200 | 27,200 | 290 |
| 300 | 28.8 | 334.2 | 19,500 | 19,500 | 31.1 | 344.4 | 23,600 | 23,600 | 34.2 | 357.6 | 21,300 | 26,900 | 300 |
| 310 | 24.7 | 313.8 | 15,100 | 15,100 | 27.3 | 326.1 | 18,900 | 18,900 | 30.8 | 341.6 | 19,500 | 25,400 | 310 |
| 320 | 19.8 | 288.7 | 11,000 | 11,000 | 22.9 | 304.3 | 14,300 | 14,300 | 27.0 | 323.1 | 17,800 | 20,300 | 320 |
| 330 | | | | | 17.5 | 276.4 | 10,200 | 10,200 | 22.6 | 300.9 | 15,200 | 15,200 | 330 |
| 340 | | | | | | | | | 17.0 | 272.3 | 10,800 | 10,800 | 340 |
| 350 | | | | | | | | | | | | | 350 |
| 360 | | | | | | | | | | | | | 360 |
| 370 | | | | | | | | | | | | | 370 |
| 380 | | | | | | | | | | | | | 380 |
| 390 | | | | | | | | | | | | | 390 |

MLC300 VPC-MAX S-1

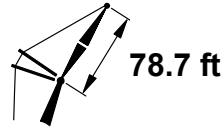
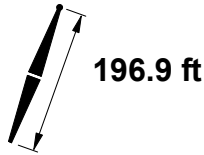
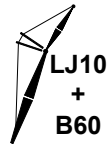
ASME B30.5



| ft | 75° | | | | 70° | | | | 65° | | | |
|-----|------|-------|--------|--------|------|-------|--------|--------|------|-------|--------|-----|
| | ft | ft | lb | lb | ft | lb | lb | ft | lb | ft | ft | |
| 115 | | | | | | | | | | | | 115 |
| 120 | | | | | | | | | | | | 120 |
| 125 | | | | | | | | | | | | 125 |
| 130 | | | | | | | | | | | | 130 |
| 135 | | | | | | | | | | | | 135 |
| 140 | | | | | | | | | | | | 140 |
| 145 | | | | | | | | | | | | 145 |
| 150 | | | | | | | | | | | | 150 |
| 155 | | | | | | | | | | | | 155 |
| 160 | | | | | | | | | | | | 160 |
| 165 | | | | | | | | | | | | 165 |
| 170 | | | | | | | | | | | | 170 |
| 175 | | | | | | | | | | | | 175 |
| 180 | | | | | | | | | | | | 180 |
| 185 | | | | | | | | | | | | 185 |
| 190 | | | | | | | | | | | | 190 |
| 195 | 63.8 | 460.5 | 31,700 | 31,700 | | | | | | | | 195 |
| 200 | 62.7 | 457.9 | 31,500 | 31,500 | | | | | | | | 200 |
| 205 | 61.7 | 455.2 | 31,300 | 31,300 | | | | | | | | 205 |
| 210 | 60.7 | 452.4 | 31,100 | 31,100 | | | | | | | | 210 |
| 215 | 59.6 | 449.4 | 30,800 | 30,800 | | | | | | | | 215 |
| 220 | 58.5 | 446.4 | 30,600 | 30,600 | | | | | | | | 220 |
| 225 | 57.5 | 443.2 | 30,400 | 30,400 | | | | | | | | 225 |
| 230 | 56.4 | 439.9 | 30,100 | 30,100 | | | | | | | | 230 |
| 235 | 55.3 | 436.4 | 29,900 | 29,900 | 58.5 | 441.4 | 25,100 | 28,400 | | | | 235 |
| 240 | 54.1 | 432.8 | 29,400 | 29,600 | 57.4 | 438.2 | 23,800 | 28,300 | | | | 240 |
| 245 | 53.0 | 429.1 | 28,100 | 29,400 | 56.3 | 434.9 | 22,700 | 28,200 | | | | 245 |
| 250 | 51.9 | 425.1 | 26,900 | 29,100 | 55.2 | 431.4 | 21,600 | 28,100 | | | | 250 |
| 255 | 50.7 | 421.1 | 25,700 | 28,900 | 54.1 | 427.8 | 20,500 | 28,000 | | | | 255 |
| 260 | 49.5 | 416.8 | 24,600 | 28,700 | 53.0 | 424.1 | 19,400 | 27,900 | | | | 260 |
| 265 | 48.3 | 412.3 | 23,500 | 28,400 | 51.8 | 420.1 | 18,400 | 27,700 | | | | 265 |
| 270 | 47.0 | 407.7 | 22,400 | 28,200 | 50.6 | 416.0 | 17,500 | 27,600 | 54.0 | 421.2 | 25,600 | 270 |
| 280 | 44.5 | 397.8 | 20,400 | 27,800 | 48.2 | 407.3 | 15,700 | 27,300 | 51.7 | 413.5 | 25,700 | 280 |
| 290 | 41.8 | 386.9 | 18,600 | 27,400 | 45.7 | 397.8 | 14,000 | 27,000 | 49.3 | 405.1 | 25,700 | 290 |
| 300 | 38.9 | 374.9 | 16,800 | 27,000 | 43.1 | 387.4 | 12,400 | 26,800 | 46.8 | 395.9 | 25,700 | 300 |
| 310 | 35.9 | 361.6 | 15,200 | 26,700 | 40.3 | 376.0 | 10,900 | 26,500 | 44.2 | 385.9 | 24,200 | 310 |
| 320 | 32.6 | 346.6 | 13,600 | 26,500 | 37.4 | 363.3 | | 25,700 | 41.5 | 374.9 | 22,600 | 320 |
| 330 | 29.0 | 329.5 | 12,200 | 24,500 | 34.2 | 349.2 | | 24,100 | 38.7 | 362.8 | 21,200 | 330 |
| 340 | 24.9 | 309.4 | 10,800 | 20,200 | 30.8 | 333.2 | | 22,600 | 35.6 | 349.4 | 19,700 | 340 |
| 350 | 20.1 | 284.7 | | 14,700 | 27.0 | 314.7 | | 21,200 | 32.3 | 334.3 | 18,400 | 350 |
| 360 | 13.6 | 250.5 | | 10,200 | 22.5 | 292.5 | | 19,200 | 28.7 | 317.0 | 17,200 | 360 |
| 370 | | | | | 17.0 | 263.9 | | 13,700 | 24.6 | 296.6 | 16,000 | 370 |
| 380 | | | | | | | | | 19.6 | 271.3 | 14,800 | 380 |
| 390 | | | | | | | | | 12.9 | 235.8 | 12,400 | 390 |

MLC300 VPC-MAX S-1

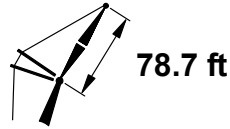
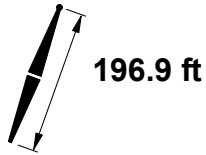
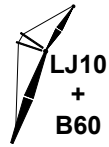
ASME B30.5



| ft | 85° | | | | 83° | | | | 80° | | | | ft |
|-----|------|-------|-----------|-----------|------|-------|-----------|-----------|------|-------|-----------|-----------|-----|
| | ft | ft | lb | lb | ft | ft | lb | lb | ft | ft | lb | lb | |
| 50 | 73.0 | 279.1 | 273,900 d | 273,900 d | | | | | | | | | 50 |
| 55 | 69.1 | 277.1 | 262,800 c | 262,800 c | | | | | | | | | 55 |
| 60 | 65.1 | 274.8 | 236,900 c | 236,900 c | 70.6 | 277.1 | 270,700 d | 270,700 d | | | | | 60 |
| 65 | 61.0 | 272.0 | 216,100 b | 216,100 b | 66.7 | 274.9 | 259,500 c | 259,700 c | | | | | 65 |
| 70 | 56.6 | 268.8 | 199,100 b | 199,100 b | 62.6 | 272.4 | 236,200 b | 243,300 b | | | | | 70 |
| 75 | 52.0 | 264.9 | 184,700 | 184,700 | 58.3 | 269.3 | 216,600 b | 222,000 b | 66.9 | 273.4 | 208,000 c | 256,300 c | 75 |
| 80 | 47.1 | 260.3 | 172,700 | 172,700 | 53.8 | 265.6 | 199,800 | 204,600 | 62.8 | 270.9 | 191,900 b | 240,800 b | 80 |
| 85 | 41.7 | 254.8 | 162,400 | 162,400 | 49.0 | 261.3 | 185,300 | 190,100 | 58.5 | 267.8 | 177,900 b | 223,500 b | 85 |
| 90 | 35.6 | 248.1 | 153,900 | 153,900 | 43.8 | 256.2 | 172,600 | 177,900 | 54.0 | 264.2 | 165,700 | 208,400 | 90 |
| 95 | 28.3 | 239.4 | 147,200 | 147,200 | 38.0 | 250.0 | 161,300 | 167,700 | 49.2 | 259.9 | 155,000 | 195,100 | 95 |
| 100 | 18.2 | 226.5 | 142,700 | 142,700 | 31.2 | 242.2 | 151,300 | 159,300 | 44.1 | 254.9 | 145,400 | 183,300 | 100 |
| 105 | | | | | 22.6 | 231.4 | 142,300 | 152,900 | 38.3 | 248.7 | 136,800 | 172,700 | 105 |
| 110 | | | | | | | | | 31.6 | 241.0 | 129,100 | 163,100 | 110 |
| 115 | | | | | | | | | 23.1 | 230.4 | 121,900 | 154,300 | 115 |
| 120 | | | | | | | | | 6.6 | 208.3 | 115,200 | 146,100 | 120 |
| 125 | | | | | | | | | | | | | 125 |
| 130 | | | | | | | | | | | | | 130 |
| 135 | | | | | | | | | | | | | 135 |
| 140 | | | | | | | | | | | | | 140 |
| 145 | | | | | | | | | | | | | 145 |
| 150 | | | | | | | | | | | | | 150 |
| 155 | | | | | | | | | | | | | 155 |
| 160 | | | | | | | | | | | | | 160 |
| 165 | | | | | | | | | | | | | 165 |

MLC300 VPC-MAX S-1

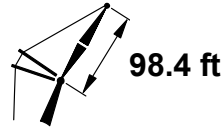
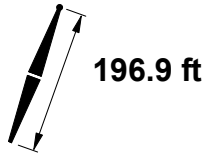
ASME B30.5



| ft | 75° | | | | 70° | | | | 65° | | | | ft |
|-----|------|-------|-----------|-----------|------|-------|--------|---------|------|-------|--------|---------|-----|
| | ft | ft | lb | lb | ft | ft | lb | lb | ft | ft | lb | lb | |
| 50 | | | | | | | | | | | | | 50 |
| 55 | | | | | | | | | | | | | 55 |
| 60 | | | | | | | | | | | | | 60 |
| 65 | | | | | | | | | | | | | 65 |
| 70 | | | | | | | | | | | | | 70 |
| 75 | | | | | | | | | | | | | 75 |
| 80 | | | | | | | | | | | | | 80 |
| 85 | | | | | | | | | | | | | 85 |
| 90 | | | | | | | | | | | | | 90 |
| 95 | | | | | | | | | | | | | 95 |
| 100 | | | | | | | | | | | | | 100 |
| 105 | 60.1 | 265.1 | 135,400 b | 173,200 b | | | | | | | | | 105 |
| 110 | 55.7 | 261.7 | 127,400 | 163,300 | | | | | | | | | 110 |
| 115 | 51.1 | 257.7 | 120,200 | 154,300 | | | | | | | | | 115 |
| 120 | 46.0 | 252.9 | 113,700 | 146,100 | | | | | | | | | 120 |
| 125 | 40.5 | 247.2 | 107,800 | 138,700 | 57.0 | 257.4 | 99,800 | 130,700 | | | | | 125 |
| 130 | 34.2 | 240.2 | 102,300 | 131,900 | 52.4 | 253.5 | 94,800 | 124,300 | | | | | 130 |
| 135 | 26.6 | 230.9 | 97,300 | 125,600 | 47.5 | 249.0 | 90,200 | 118,500 | | | | | 135 |
| 140 | 15.3 | 216.3 | 92,500 | 119,600 | 42.2 | 243.6 | 85,900 | 113,000 | | | | | 140 |
| 145 | | | | | 36.2 | 237.0 | 81,900 | 108,000 | 53.3 | 247.5 | 74,100 | 101,600 | 145 |
| 150 | | | | | 29.0 | 228.5 | 78,200 | 103,300 | 48.5 | 243.1 | 70,700 | 97,200 | 150 |
| 155 | | | | | 19.3 | 216.2 | 74,700 | 98,900 | 43.2 | 237.9 | 67,600 | 93,100 | 155 |
| 160 | | | | | | | | | 37.3 | 231.6 | 64,600 | 89,300 | 160 |
| 165 | | | | | | | | | 30.4 | 223.5 | 61,800 | 85,700 | 165 |
| 165 | | | | | | | | | 21.4 | 212.2 | 59,000 | 82,300 | 165 |

MLC300 VPC-MAX S-1

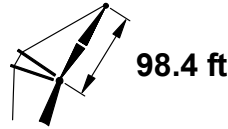
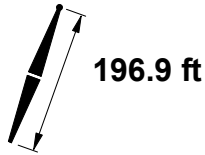
ASME B30.5



| ft | 85° | | | | 83° | | | | 80° | | | | ft |
|-----|------|-------|-----------|-----------|------|-------|-----------|-----------|------|-------|-----------|-----------|-----|
| | ft | ft | lb | lb | ft | lb | lb | ft | lb | lb | ft | | |
| 55 | 73.5 | 298.1 | 239,700 c | 239,700 c | | | | | | | | | 55 |
| 60 | 70.4 | 296.3 | 234,800 c | 234,800 c | | | | | | | | | 60 |
| 65 | 67.2 | 294.2 | 217,000 b | 217,000 b | 71.6 | 296.3 | 238,700 c | 238,700 c | | | | | 65 |
| 70 | 64.0 | 291.8 | 198,900 b | 198,900 b | 68.4 | 294.3 | 231,900 b | 231,900 b | | | | | 70 |
| 75 | 60.7 | 289.0 | 183,900 | 183,900 | 65.2 | 292.0 | 215,600 b | 223,400 b | | | | | 75 |
| 80 | 57.2 | 285.8 | 171,100 | 171,100 | 61.9 | 289.3 | 198,900 | 208,200 | 68.6 | 292.7 | 190,600 b | 229,300 b | 80 |
| 85 | 53.6 | 282.1 | 160,200 | 160,200 | 58.5 | 286.2 | 184,400 | 192,200 | 65.4 | 290.4 | 176,800 b | 221,700 b | 85 |
| 90 | 49.8 | 277.9 | 150,700 | 150,700 | 55.0 | 282.8 | 171,800 | 178,700 | 62.1 | 287.8 | 164,600 | 207,400 | 90 |
| 95 | 45.8 | 273.1 | 142,600 | 142,600 | 51.3 | 278.8 | 160,700 | 167,300 | 58.7 | 284.8 | 154,000 | 194,100 | 95 |
| 100 | 41.4 | 267.6 | 135,500 | 135,500 | 47.3 | 274.2 | 150,800 | 157,500 | 55.2 | 281.3 | 144,500 | 182,400 | 100 |
| 105 | 36.6 | 261.0 | 129,500 | 129,500 | 43.1 | 269.0 | 141,900 | 149,000 | 51.5 | 277.4 | 136,000 | 171,800 | 105 |
| 110 | 31.2 | 253.1 | 124,500 | 124,500 | 38.5 | 262.8 | 133,900 | 141,800 | 47.5 | 272.8 | 128,300 | 162,400 | 110 |
| 115 | 24.6 | 242.9 | 120,700 | 120,700 | 33.3 | 255.5 | 126,700 | 135,600 | 43.3 | 267.6 | 121,400 | 153,800 | 115 |
| 120 | 15.3 | 227.8 | 118,500 | 118,500 | 27.2 | 246.3 | 120,100 | 130,600 | 38.7 | 261.5 | 115,100 | 146,000 | 120 |
| 125 | | | | | 19.4 | 233.7 | 114,000 | 126,900 | 33.6 | 254.2 | 109,300 | 138,900 | 125 |
| 130 | | | | | | | | | 27.6 | 245.2 | 104,000 | 132,300 | 130 |
| 135 | | | | | | | | | 19.8 | 232.9 | 99,000 | 126,200 | 135 |
| 140 | | | | | | | | | | | | | 140 |
| 145 | | | | | | | | | | | | | 145 |
| 150 | | | | | | | | | | | | | 150 |
| 155 | | | | | | | | | | | | | 155 |
| 160 | | | | | | | | | | | | | 160 |
| 165 | | | | | | | | | | | | | 165 |
| 170 | | | | | | | | | | | | | 170 |
| 175 | | | | | | | | | | | | | 175 |
| 180 | | | | | | | | | | | | | 180 |
| 185 | | | | | | | | | | | | | 185 |

MLC300 VPC-MAX S-1

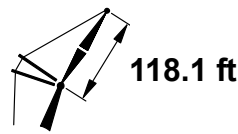
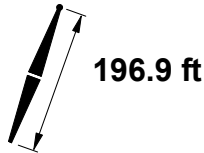
ASME B30.5



| ft | 75° | | | | 70° | | | | 65° | | | | ft |
|-----|------|-------|---------|---------|------|-------|--------|---------|------|-------|--------|--------|-----|
| | ft | ft | lb | lb | ft | ft | lb | lb | ft | ft | lb | lb | |
| 55 | | | | | | | | | | | | | 55 |
| 60 | | | | | | | | | | | | | 60 |
| 65 | | | | | | | | | | | | | 65 |
| 70 | | | | | | | | | | | | | 70 |
| 75 | | | | | | | | | | | | | 75 |
| 80 | | | | | | | | | | | | | 80 |
| 85 | | | | | | | | | | | | | 85 |
| 90 | | | | | | | | | | | | | 90 |
| 95 | | | | | | | | | | | | | 95 |
| 100 | | | | | | | | | | | | | 100 |
| 105 | 63.3 | 284.9 | 126,100 | 161,900 | | | | | | | | | 105 |
| 110 | 60.0 | 282.0 | 119,000 | 153,000 | | | | | | | | | 110 |
| 115 | 56.5 | 278.7 | 112,500 | 144,900 | | | | | | | | | 115 |
| 120 | 52.9 | 275.0 | 106,700 | 137,600 | | | | | | | | | 120 |
| 125 | 49.0 | 270.7 | 101,400 | 130,900 | | | | | | | | | 125 |
| 130 | 44.9 | 265.7 | 96,400 | 124,700 | 57.5 | 274.4 | 88,700 | 117,100 | | | | | 130 |
| 135 | 40.5 | 260.0 | 91,900 | 119,100 | 53.9 | 270.7 | 84,600 | 111,800 | | | | | 135 |
| 140 | 35.6 | 253.2 | 87,700 | 113,800 | 50.1 | 266.6 | 80,700 | 106,900 | | | | | 140 |
| 145 | 30.0 | 244.9 | 83,800 | 108,900 | 46.1 | 261.8 | 77,100 | 102,300 | | | | | 145 |
| 150 | 23.0 | 234.1 | 80,100 | 104,300 | 41.8 | 256.4 | 73,700 | 98,100 | | | | | 150 |
| 155 | 12.5 | 216.8 | 76,600 | 99,900 | 37.1 | 249.9 | 70,600 | 94,100 | 50.9 | 260.6 | 62,900 | 88,100 | 155 |
| 160 | | | | | 31.7 | 242.1 | 67,600 | 90,300 | 46.9 | 256.0 | 60,200 | 84,600 | 160 |
| 165 | | | | | 25.2 | 232.2 | 64,700 | 86,800 | 42.6 | 250.6 | 57,600 | 81,300 | 165 |
| 170 | | | | | 16.3 | 217.8 | 61,900 | 83,400 | 38.0 | 244.4 | 55,200 | 78,200 | 170 |
| 175 | | | | | | | | | 32.7 | 236.9 | 53,000 | 75,300 | 175 |
| 180 | | | | | | | | | 26.5 | 227.5 | 50,700 | 72,600 | 180 |
| 185 | | | | | | | | | 18.3 | 214.3 | 48,600 | 69,900 | 185 |

MLC300 VPC-MAX S-1

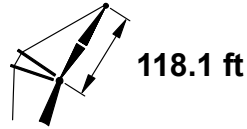
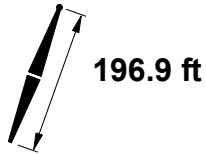
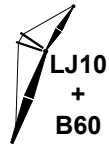
ASME B30.5



| ft | 85° | | | | 83° | | | | 80° | | | | ft |
|-----|------|-------|-----------|-----------|------|-------|-----------|-----------|------|-------|---------|---------|-----|
| | ft | lb | lb | lb | ft | lb | lb | lb | ft | lb | lb | lb | |
| 60 | 73.8 | 317.2 | 204,700 c | 204,700 c | | | | | | | | | 60 |
| 65 | 71.2 | 315.5 | 198,000 b | 198,000 b | | | | | | | | | 65 |
| 70 | 68.6 | 313.5 | 190,200 b | 190,200 b | | | | | | | | | 70 |
| 75 | 66.0 | 311.3 | 182,500 | 182,500 | 69.6 | 313.5 | 194,400 b | 194,400 b | | | | | 75 |
| 80 | 63.3 | 308.8 | 171,400 | 171,400 | 67.0 | 311.4 | 186,900 | 186,900 | | | | | 80 |
| 85 | 60.5 | 305.9 | 159,900 | 159,900 | 64.3 | 309.0 | 179,500 | 179,500 | | | | | 85 |
| 90 | 57.6 | 302.8 | 150,000 | 150,000 | 61.5 | 306.2 | 171,100 | 172,300 | 67.1 | 309.8 | 163,800 | 188,000 | 90 |
| 95 | 54.6 | 299.2 | 141,300 | 141,300 | 58.7 | 303.2 | 160,000 | 165,200 | 64.4 | 307.4 | 153,100 | 181,200 | 95 |
| 100 | 51.5 | 295.3 | 133,800 | 133,800 | 55.8 | 299.8 | 150,200 | 158,500 | 61.7 | 304.8 | 143,700 | 174,300 | 100 |
| 105 | 48.3 | 290.9 | 127,200 | 127,200 | 52.7 | 296.0 | 141,400 | 149,600 | 58.8 | 301.7 | 135,200 | 167,400 | 105 |
| 110 | 44.9 | 285.9 | 121,300 | 121,300 | 49.5 | 291.8 | 133,400 | 141,500 | 55.9 | 298.4 | 127,600 | 160,800 | 110 |
| 115 | 41.2 | 280.3 | 116,100 | 116,100 | 46.2 | 287.1 | 126,300 | 134,300 | 52.9 | 294.6 | 120,800 | 153,200 | 115 |
| 120 | 37.3 | 273.9 | 111,600 | 111,600 | 42.6 | 281.7 | 119,700 | 128,200 | 49.7 | 290.4 | 114,500 | 145,400 | 120 |
| 125 | 32.9 | 266.4 | 107,800 | 107,800 | 38.8 | 275.6 | 113,800 | 122,700 | 46.4 | 285.7 | 108,800 | 138,300 | 125 |
| 130 | 27.9 | 257.4 | 104,600 | 104,600 | 34.6 | 268.6 | 108,300 | 117,900 | 42.8 | 280.4 | 103,600 | 131,900 | 130 |
| 135 | 21.8 | 245.9 | 102,300 | 102,300 | 29.9 | 260.2 | 103,200 | 113,900 | 39.0 | 274.3 | 98,700 | 125,900 | 135 |
| 140 | 13.1 | 228.6 | 101,300 | 101,300 | 24.3 | 249.8 | 98,500 | 110,700 | 34.8 | 267.3 | 94,300 | 120,400 | 140 |
| 145 | | | | | 17.0 | 235.5 | 94,100 | 108,600 | 30.2 | 259.0 | 90,100 | 115,200 | 145 |
| 150 | | | | | | | | | 24.6 | 248.8 | 86,200 | 110,400 | 150 |
| 155 | | | | | | | | | 17.4 | 234.8 | 82,500 | 105,900 | 155 |
| 160 | | | | | | | | | | | | | 160 |
| 165 | | | | | | | | | | | | | 165 |
| 170 | | | | | | | | | | | | | 170 |
| 175 | | | | | | | | | | | | | 175 |
| 180 | | | | | | | | | | | | | 180 |
| 185 | | | | | | | | | | | | | 185 |
| 190 | | | | | | | | | | | | | 190 |
| 195 | | | | | | | | | | | | | 195 |
| 200 | | | | | | | | | | | | | 200 |
| 205 | | | | | | | | | | | | | 205 |

MLC300 VPC-MAX S-1

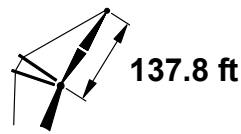
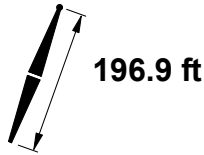
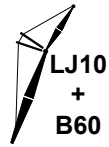
ASME B30.5



| ft | 75° | | | | 70° | | | | 65° | | | | ft |
|-----|------|-------|---------|---------|------|-------|--------|---------|------|-------|--------|--------|-----|
| | ft | ft | lb | lb | ft | ft | lb | lb | ft | ft | lb | lb | |
| 60 | | | | | | | | | | | | | 60 |
| 65 | | | | | | | | | | | | | 65 |
| 70 | | | | | | | | | | | | | 70 |
| 75 | | | | | | | | | | | | | 75 |
| 80 | | | | | | | | | | | | | 80 |
| 85 | | | | | | | | | | | | | 85 |
| 90 | | | | | | | | | | | | | 90 |
| 95 | | | | | | | | | | | | | 95 |
| 100 | | | | | | | | | | | | | 100 |
| 105 | | | | | | | | | | | | | 105 |
| 110 | | | | | | | | | | | | | 110 |
| 115 | 62.7 | 301.9 | 111,600 | 144,000 | | | | | | | | | 115 |
| 120 | 59.9 | 299.0 | 105,800 | 136,700 | | | | | | | | | 120 |
| 125 | 57.0 | 295.7 | 100,500 | 130,000 | | | | | | | | | 125 |
| 130 | 54.0 | 292.1 | 95,600 | 123,900 | | | | | | | | | 130 |
| 135 | 50.9 | 288.1 | 91,200 | 118,300 | | | | | | | | | 135 |
| 140 | 47.6 | 283.6 | 87,000 | 113,100 | 57.9 | 291.3 | 79,400 | 105,900 | | | | | 140 |
| 145 | 44.2 | 278.5 | 83,200 | 108,300 | 54.9 | 287.8 | 75,900 | 101,400 | | | | | 145 |
| 150 | 40.5 | 272.7 | 79,600 | 103,800 | 51.8 | 283.9 | 72,500 | 97,200 | | | | | 150 |
| 155 | 36.4 | 266.1 | 76,300 | 99,600 | 48.6 | 279.6 | 69,500 | 93,300 | | | | | 155 |
| 160 | 32.0 | 258.4 | 73,100 | 95,700 | 45.2 | 274.6 | 66,500 | 89,600 | | | | | 160 |
| 165 | 26.8 | 249.0 | 70,200 | 92,000 | 41.6 | 269.1 | 63,800 | 86,200 | 52.4 | 277.9 | 56,300 | 80,400 | 165 |
| 170 | 20.4 | 236.7 | 67,400 | 88,500 | 37.7 | 262.8 | 61,200 | 83,000 | 49.2 | 273.6 | 54,000 | 77,400 | 170 |
| 175 | 10.4 | 216.7 | 64,600 | 85,100 | 33.3 | 255.4 | 58,800 | 79,900 | 45.8 | 268.8 | 51,800 | 74,500 | 175 |
| 180 | | | | | 28.4 | 246.5 | 56,400 | 77,000 | 42.3 | 263.4 | 49,700 | 71,800 | 180 |
| 185 | | | | | 22.4 | 235.3 | 54,200 | 74,300 | 38.4 | 257.2 | 47,700 | 69,300 | 185 |
| 190 | | | | | 14.1 | 218.9 | 51,900 | 71,600 | 34.2 | 250.0 | 45,800 | 66,900 | 190 |
| 195 | | | | | | | | | 29.4 | 241.5 | 44,000 | 64,600 | 195 |
| 200 | | | | | | | | | 23.7 | 230.8 | 42,300 | 62,400 | 200 |
| 205 | | | | | | | | | 16.0 | 215.9 | 40,500 | 60,200 | 205 |

MLC300 VPC-MAX S-1


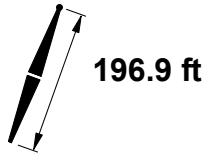
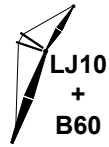
ASME B30.5



| ft | 85° | | | | 83° | | | | 80° | | | | ft |
|-----|------|-------|---------|---------|------|-------|---------|---------|------|-------|---------|---------|-----|
| | ft | lb | lb | lb | ft | lb | lb | lb | ft | lb | lb | lb | |
| 70 | 71.8 | 334.6 | 168,500 | 168,500 | | | | | | | | | 70 |
| 75 | 69.6 | 332.7 | 162,500 | 162,500 | | | | | | | | | 75 |
| 80 | 67.4 | 330.6 | 156,700 | 156,700 | 70.4 | 332.7 | 165,700 | 165,700 | | | | | 80 |
| 85 | 65.1 | 328.3 | 150,900 | 150,900 | 68.2 | 330.7 | 160,100 | 160,100 | | | | | 85 |
| 90 | 62.7 | 325.7 | 145,200 | 145,200 | 65.9 | 328.4 | 154,400 | 154,400 | | | | | 90 |
| 95 | 60.3 | 322.9 | 138,700 | 138,700 | 63.6 | 325.9 | 148,800 | 148,800 | 68.3 | 329.1 | 151,900 | 160,600 | 95 |
| 100 | 57.9 | 319.8 | 132,500 | 132,500 | 61.2 | 323.2 | 142,500 | 142,500 | 66.0 | 326.9 | 142,400 | 155,400 | 100 |
| 105 | 55.3 | 316.3 | 126,300 | 126,300 | 58.8 | 320.2 | 136,100 | 136,100 | 63.7 | 324.4 | 134,000 | 150,300 | 105 |
| 110 | 52.7 | 312.5 | 120,000 | 120,000 | 56.3 | 316.9 | 130,000 | 130,000 | 61.4 | 321.7 | 126,400 | 144,100 | 110 |
| 115 | 50.0 | 308.4 | 114,500 | 114,500 | 53.7 | 313.2 | 124,200 | 124,200 | 58.9 | 318.7 | 119,600 | 137,800 | 115 |
| 120 | 47.2 | 303.8 | 109,500 | 109,500 | 51.1 | 309.2 | 118,700 | 118,700 | 56.4 | 315.4 | 113,400 | 131,700 | 120 |
| 125 | 44.3 | 298.7 | 105,100 | 105,100 | 48.3 | 304.8 | 112,900 | 113,500 | 53.9 | 311.8 | 107,700 | 125,900 | 125 |
| 130 | 41.1 | 293.0 | 101,100 | 101,100 | 45.4 | 299.9 | 107,400 | 108,500 | 51.2 | 307.8 | 102,500 | 120,300 | 130 |
| 135 | 37.8 | 286.7 | 96,700 | 96,700 | 42.3 | 294.4 | 102,400 | 103,800 | 48.4 | 303.4 | 97,700 | 115,000 | 135 |
| 140 | 34.1 | 279.5 | 92,600 | 92,600 | 39.0 | 288.4 | 97,800 | 99,100 | 45.5 | 298.5 | 93,300 | 110,000 | 140 |
| 145 | 30.1 | 271.1 | 88,700 | 88,700 | 35.5 | 281.5 | 93,500 | 94,900 | 42.5 | 293.1 | 89,200 | 105,100 | 145 |
| 150 | 25.4 | 261.1 | 85,100 | 85,100 | 31.6 | 273.6 | 89,500 | 90,900 | 39.2 | 287.1 | 85,400 | 100,400 | 150 |
| 155 | 19.7 | 248.4 | 81,700 | 81,700 | 27.2 | 264.3 | 85,800 | 87,000 | 35.7 | 280.3 | 81,800 | 96,000 | 155 |
| 160 | 11.3 | 228.8 | 78,600 | 78,600 | 22.0 | 252.8 | 82,300 | 83,500 | 31.8 | 272.4 | 78,500 | 91,900 | 160 |
| 165 | | | | | 15.1 | 236.8 | 78,900 | 80,200 | 27.5 | 263.2 | 75,300 | 88,000 | 165 |
| 170 | | | | | | | | | 22.3 | 251.8 | 72,400 | 84,400 | 170 |
| 175 | | | | | | | | | 15.5 | 236.2 | 69,500 | 81,100 | 175 |
| 180 | | | | | | | | | | | | | 180 |
| 185 | | | | | | | | | | | | | 185 |
| 190 | | | | | | | | | | | | | 190 |
| 195 | | | | | | | | | | | | | 195 |
| 200 | | | | | | | | | | | | | 200 |
| 205 | | | | | | | | | | | | | 205 |
| 210 | | | | | | | | | | | | | 210 |
| 215 | | | | | | | | | | | | | 215 |
| 220 | | | | | | | | | | | | | 220 |
| 225 | | | | | | | | | | | | | 225 |

MLC300 VPC-MAX S-1

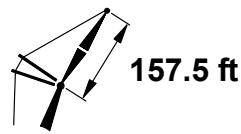
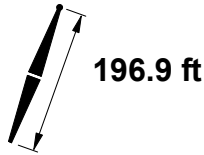
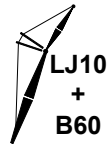
ASME B30.5



| ft | 75° | | | | 70° | | | | 65° | | | | ft |
|-----|------|-------|--------|---------|------|-------|--------|--------|------|-------|--------|--------|-----|
| | ft | ft | lb | lb | ft | ft | lb | lb | ft | ft | lb | lb | |
| 70 | | | | | | | | | | | | | 70 |
| 75 | | | | | | | | | | | | | 75 |
| 80 | | | | | | | | | | | | | 80 |
| 85 | | | | | | | | | | | | | 85 |
| 90 | | | | | | | | | | | | | 90 |
| 95 | | | | | | | | | | | | | 95 |
| 100 | | | | | | | | | | | | | 100 |
| 105 | | | | | | | | | | | | | 105 |
| 110 | | | | | | | | | | | | | 110 |
| 115 | | | | | | | | | | | | | 115 |
| 120 | | | | | | | | | | | | | 120 |
| 125 | 62.2 | 318.8 | 99,100 | 128,700 | | | | | | | | | 125 |
| 130 | 59.8 | 315.9 | 94,300 | 122,600 | | | | | | | | | 130 |
| 135 | 57.4 | 312.7 | 89,900 | 117,000 | | | | | | | | | 135 |
| 140 | 54.8 | 309.2 | 85,800 | 111,900 | | | | | | | | | 140 |
| 145 | 52.2 | 305.4 | 82,000 | 107,100 | | | | | | | | | 145 |
| 150 | 49.5 | 301.1 | 78,400 | 102,600 | 58.1 | 308.3 | 70,600 | 95,800 | | | | | 150 |
| 155 | 46.6 | 296.4 | 75,100 | 98,500 | 55.6 | 304.9 | 67,600 | 91,900 | | | | | 155 |
| 160 | 43.6 | 291.2 | 72,100 | 94,600 | 53.0 | 301.1 | 64,700 | 88,300 | | | | | 160 |
| 165 | 40.5 | 285.5 | 69,200 | 91,000 | 50.3 | 297.0 | 62,000 | 84,900 | | | | | 165 |
| 170 | 37.0 | 279.0 | 66,500 | 87,600 | 47.5 | 292.5 | 59,500 | 81,700 | | | | | 170 |
| 175 | 33.3 | 271.6 | 63,900 | 84,400 | 44.5 | 287.4 | 57,100 | 78,700 | 53.5 | 295.1 | 49,900 | 73,100 | 175 |
| 180 | 29.2 | 262.9 | 61,500 | 81,400 | 41.4 | 281.8 | 54,800 | 75,900 | 50.8 | 291.0 | 47,800 | 70,400 | 180 |
| 185 | 24.4 | 252.5 | 59,200 | 78,500 | 38.1 | 275.6 | 52,700 | 73,200 | 48.0 | 286.5 | 45,900 | 67,900 | 185 |
| 190 | 18.3 | 238.9 | 57,000 | 75,800 | 34.4 | 268.4 | 50,600 | 70,700 | 45.1 | 281.6 | 44,100 | 65,600 | 190 |
| 195 | 8.5 | 215.8 | 54,800 | 73,000 | 30.4 | 260.2 | 48,700 | 68,300 | 42.0 | 276.1 | 42,300 | 63,300 | 195 |
| 200 | | | | | 25.8 | 250.4 | 46,800 | 66,000 | 38.7 | 270.0 | 40,600 | 61,200 | 200 |
| 205 | | | | | 20.3 | 237.9 | 45,000 | 63,700 | 35.1 | 263.0 | 39,100 | 59,200 | 205 |
| 210 | | | | | 12.3 | 219.4 | 43,100 | 61,600 | 31.2 | 255.0 | 37,500 | 57,200 | 210 |
| 215 | | | | | | | | | 26.7 | 245.5 | 36,000 | 55,400 | 215 |
| 220 | | | | | | | | | 21.4 | 233.7 | 34,600 | 53,600 | 220 |
| 225 | | | | | | | | | 14.1 | 216.9 | 33,100 | 51,800 | 225 |

MLC300 VPC-MAX S-1

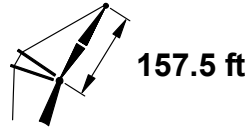
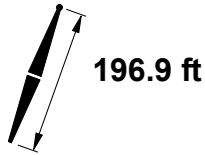
ASME B30.5



| ft | 85° | | | | 83° | | | | 80° | | | | ft |
|-----|------|-------|---------|---------|------|-------|---------|---------|------|-------|---------|---------|-----|
| | ft | lb | lb | lb | ft | lb | lb | lb | ft | lb | lb | lb | |
| 75 | 72.3 | 353.7 | 139,500 | 139,500 | | | | | | | | | 75 |
| 80 | 70.3 | 351.9 | 134,800 | 134,800 | | | | | | | | | 80 |
| 85 | 68.4 | 349.9 | 130,200 | 130,200 | 71.1 | 351.8 | 137,100 | 137,100 | | | | | 85 |
| 90 | 66.4 | 347.7 | 125,800 | 125,800 | 69.1 | 349.9 | 132,700 | 132,700 | | | | | 90 |
| 95 | 64.4 | 345.3 | 121,400 | 121,400 | 67.1 | 347.8 | 128,500 | 128,500 | | | | | 95 |
| 100 | 62.3 | 342.7 | 116,800 | 116,800 | 65.1 | 345.5 | 124,200 | 124,200 | | | | | 100 |
| 105 | 60.2 | 339.8 | 112,200 | 112,200 | 63.1 | 342.9 | 119,700 | 119,700 | 67.2 | 346.3 | 129,000 | 129,000 | 105 |
| 110 | 58.1 | 336.7 | 107,700 | 107,700 | 61.0 | 340.2 | 115,100 | 115,100 | 65.2 | 343.9 | 125,000 | 125,100 | 110 |
| 115 | 55.9 | 333.4 | 103,200 | 103,200 | 58.9 | 337.1 | 110,600 | 110,600 | 63.2 | 341.4 | 118,200 | 120,900 | 115 |
| 120 | 53.6 | 329.7 | 98,800 | 98,800 | 56.7 | 333.9 | 106,000 | 106,000 | 61.1 | 338.7 | 112,000 | 116,400 | 120 |
| 125 | 51.3 | 325.7 | 94,600 | 94,600 | 54.5 | 330.3 | 101,600 | 101,600 | 59.0 | 335.7 | 106,400 | 112,000 | 125 |
| 130 | 48.9 | 321.4 | 90,500 | 90,500 | 52.2 | 326.4 | 97,200 | 97,200 | 56.8 | 332.4 | 101,200 | 107,400 | 130 |
| 135 | 46.4 | 316.6 | 86,500 | 86,500 | 49.8 | 322.2 | 93,000 | 93,000 | 54.6 | 328.9 | 96,400 | 103,000 | 135 |
| 140 | 43.8 | 311.5 | 82,600 | 82,600 | 47.3 | 317.7 | 88,900 | 88,900 | 52.3 | 325.0 | 92,000 | 98,600 | 140 |
| 145 | 41.0 | 305.8 | 79,000 | 79,000 | 44.8 | 312.7 | 84,900 | 84,900 | 49.9 | 320.8 | 87,900 | 94,400 | 145 |
| 150 | 38.1 | 299.5 | 75,500 | 75,500 | 42.1 | 307.2 | 81,100 | 81,100 | 47.5 | 316.3 | 84,100 | 90,100 | 150 |
| 155 | 35.0 | 292.5 | 72,200 | 72,200 | 39.2 | 301.1 | 77,500 | 77,500 | 44.9 | 311.3 | 80,600 | 86,100 | 155 |
| 160 | 31.6 | 284.6 | 69,000 | 69,000 | 36.2 | 294.4 | 74,100 | 74,100 | 42.2 | 305.8 | 77,300 | 82,300 | 160 |
| 165 | 27.8 | 275.4 | 66,000 | 66,000 | 32.9 | 286.9 | 70,800 | 70,800 | 39.4 | 299.8 | 74,200 | 78,600 | 165 |
| 170 | 23.4 | 264.5 | 63,100 | 63,100 | 29.2 | 278.2 | 67,700 | 67,700 | 36.3 | 293.2 | 71,300 | 75,200 | 170 |
| 175 | 18.0 | 250.4 | 60,400 | 60,400 | 25.1 | 268.0 | 64,800 | 64,800 | 33.0 | 285.6 | 68,600 | 71,900 | 175 |
| 180 | 9.8 | 228.5 | 57,900 | 57,900 | 20.2 | 255.4 | 62,000 | 62,000 | 29.4 | 277.1 | 66,000 | 68,700 | 180 |
| 185 | | | | | 13.5 | 237.7 | 59,300 | 59,300 | 25.3 | 267.0 | 63,500 | 65,700 | 185 |
| 190 | | | | | | | | | 20.4 | 254.5 | 61,200 | 62,900 | 190 |
| 195 | | | | | | | | | 13.9 | 237.2 | 58,900 | 60,100 | 195 |
| 200 | | | | | | | | | | | | | 200 |
| 205 | | | | | | | | | | | | | 205 |
| 210 | | | | | | | | | | | | | 210 |
| 215 | | | | | | | | | | | | | 215 |
| 220 | | | | | | | | | | | | | 220 |
| 225 | | | | | | | | | | | | | 225 |
| 230 | | | | | | | | | | | | | 230 |
| 235 | | | | | | | | | | | | | 235 |
| 240 | | | | | | | | | | | | | 240 |
| 245 | | | | | | | | | | | | | 245 |

MLC300 VPC-MAX S-1


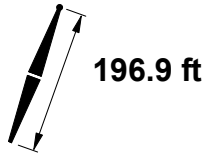
ASME B30.5



| ft | 75° | | | | 70° | | | | 65° | | | | ft |
|-----|------|-------|--------|---------|------|-------|--------|--------|------|-------|--------|--------|-----|
| | ft | ft | lb | lb | ft | lb | lb | ft | lb | lb | ft | | |
| 75 | | | | | | | | | | | | | 75 |
| 80 | | | | | | | | | | | | | 80 |
| 85 | | | | | | | | | | | | | 85 |
| 90 | | | | | | | | | | | | | 90 |
| 95 | | | | | | | | | | | | | 95 |
| 100 | | | | | | | | | | | | | 100 |
| 105 | | | | | | | | | | | | | 105 |
| 110 | | | | | | | | | | | | | 110 |
| 115 | | | | | | | | | | | | | 115 |
| 120 | | | | | | | | | | | | | 120 |
| 125 | | | | | | | | | | | | | 125 |
| 130 | 64.0 | 338.5 | 92,800 | 121,100 | | | | | | | | | 130 |
| 135 | 61.9 | 335.8 | 88,400 | 115,500 | | | | | | | | | 135 |
| 140 | 59.8 | 332.9 | 84,300 | 110,400 | | | | | | | | | 140 |
| 145 | 57.6 | 329.7 | 80,500 | 105,600 | | | | | | | | | 145 |
| 150 | 55.4 | 326.3 | 77,000 | 101,200 | | | | | | | | | 150 |
| 155 | 53.2 | 322.6 | 73,700 | 97,100 | | | | | | | | | 155 |
| 160 | 50.8 | 318.5 | 70,700 | 93,300 | 58.3 | 325.3 | 62,600 | 86,700 | | | | | 160 |
| 165 | 48.4 | 314.1 | 67,800 | 89,700 | 56.1 | 321.9 | 59,900 | 83,400 | | | | | 165 |
| 170 | 45.9 | 309.3 | 65,100 | 86,300 | 53.8 | 318.3 | 57,400 | 80,200 | | | | | 170 |
| 175 | 43.2 | 304.0 | 62,600 | 83,100 | 51.5 | 314.3 | 55,100 | 77,200 | | | | | 175 |
| 180 | 40.4 | 298.2 | 60,200 | 80,100 | 49.1 | 310.0 | 52,800 | 74,400 | | | | | 180 |
| 185 | 37.5 | 291.8 | 57,900 | 77,300 | 46.6 | 305.3 | 50,700 | 71,800 | | | | | 185 |
| 190 | 34.3 | 284.6 | 55,700 | 74,200 | 44.0 | 300.2 | 48,700 | 69,300 | 51.9 | 308.3 | 41,900 | 64,000 | 190 |
| 195 | 30.8 | 276.5 | 53,500 | 71,000 | 41.3 | 294.6 | 46,800 | 66,900 | 49.6 | 304.1 | 40,200 | 61,800 | 195 |
| 200 | 26.9 | 267.0 | 51,500 | 67,900 | 38.4 | 288.4 | 45,000 | 64,700 | 47.1 | 299.4 | 38,600 | 59,700 | 200 |
| 205 | 22.4 | 255.6 | 49,600 | 65,000 | 35.2 | 281.4 | 43,300 | 62,500 | 44.5 | 294.4 | 37,100 | 57,700 | 205 |
| 210 | 16.6 | 240.6 | 47,700 | 62,200 | 31.9 | 273.6 | 41,600 | 60,500 | 41.8 | 288.9 | 35,600 | 55,800 | 210 |
| 215 | 6.9 | 214.2 | 45,700 | 59,600 | 28.1 | 264.5 | 40,000 | 58,500 | 38.9 | 282.8 | 34,200 | 54,000 | 215 |
| 220 | | | | | 23.8 | 253.8 | 38,500 | 56,600 | 35.8 | 276.0 | 32,800 | 52,300 | 220 |
| 225 | | | | | 18.5 | 240.1 | 37,000 | 54,800 | 32.5 | 268.3 | 31,500 | 50,600 | 225 |
| 230 | | | | | 10.8 | 219.4 | 35,400 | 53,000 | 28.8 | 259.5 | 30,200 | 49,000 | 230 |
| 235 | | | | | | | | | 24.6 | 249.1 | 29,000 | 47,500 | 235 |
| 240 | | | | | | | | | 19.6 | 236.2 | 27,800 | 46,000 | 240 |
| 245 | | | | | | | | | 12.6 | 217.6 | 26,500 | 44,500 | 245 |

MLC300 VPC-MAX S-1


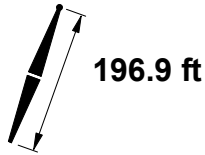
ASME B30.5



| ft | 85° | | | | 83° | | | | 80° | | | | ft |
|-----|------|-------|---------|---------|------|-------|---------|---------|------|-------|---------|---------|-----|
| | ft | lb | lb | lb | ft | lb | lb | lb | ft | lb | lb | lb | |
| 80 | 72.6 | 372.8 | 123,600 | 123,600 | | | | | | | | | 80 |
| 85 | 70.9 | 371.0 | 121,400 | 121,400 | | | | | | | | | 85 |
| 90 | 69.2 | 369.1 | 117,400 | 117,400 | 71.5 | 370.9 | 122,500 | 122,500 | | | | | 90 |
| 95 | 67.4 | 367.1 | 113,400 | 113,400 | 69.8 | 369.1 | 119,600 | 119,600 | | | | | 95 |
| 100 | 65.6 | 364.8 | 109,400 | 109,400 | 68.1 | 367.1 | 115,700 | 115,700 | | | | | 100 |
| 105 | 63.8 | 362.3 | 105,500 | 105,500 | 66.3 | 364.9 | 111,800 | 111,800 | | | | | 105 |
| 110 | 62.0 | 359.7 | 101,600 | 101,600 | 64.5 | 362.5 | 108,000 | 108,000 | 68.2 | 365.5 | 115,800 | 115,800 | 110 |
| 115 | 60.1 | 356.8 | 97,800 | 97,800 | 62.7 | 359.9 | 104,100 | 104,100 | 66.4 | 363.3 | 112,300 | 112,300 | 115 |
| 120 | 58.2 | 353.7 | 94,100 | 94,100 | 60.8 | 357.1 | 100,300 | 100,300 | 64.6 | 361.0 | 108,700 | 108,700 | 120 |
| 125 | 56.3 | 350.4 | 90,500 | 90,500 | 59.0 | 354.1 | 96,600 | 96,600 | 62.8 | 358.4 | 105,100 | 105,100 | 125 |
| 130 | 54.3 | 346.8 | 86,900 | 86,900 | 57.0 | 350.9 | 92,900 | 92,900 | 60.9 | 355.6 | 100,000 | 101,500 | 130 |
| 135 | 52.3 | 342.9 | 83,400 | 83,400 | 55.1 | 347.4 | 89,300 | 89,300 | 59.1 | 352.6 | 95,200 | 97,900 | 135 |
| 140 | 50.2 | 338.8 | 80,000 | 80,000 | 53.0 | 343.6 | 85,700 | 85,700 | 57.1 | 349.4 | 90,800 | 94,200 | 140 |
| 145 | 48.0 | 334.3 | 76,700 | 76,700 | 51.0 | 339.6 | 82,200 | 82,200 | 55.2 | 345.9 | 86,800 | 90,600 | 145 |
| 150 | 45.7 | 329.5 | 73,400 | 73,400 | 48.8 | 335.2 | 78,800 | 78,800 | 53.1 | 342.2 | 83,000 | 87,000 | 150 |
| 155 | 43.4 | 324.2 | 70,300 | 70,300 | 46.6 | 330.5 | 75,500 | 75,500 | 51.1 | 338.2 | 79,500 | 83,500 | 155 |
| 160 | 40.9 | 318.5 | 67,400 | 67,400 | 44.3 | 325.5 | 72,300 | 72,300 | 48.9 | 333.8 | 76,200 | 80,000 | 160 |
| 165 | 38.4 | 312.3 | 64,500 | 64,500 | 41.9 | 319.9 | 69,200 | 69,200 | 46.7 | 329.1 | 73,100 | 76,700 | 165 |
| 170 | 35.6 | 305.4 | 61,700 | 61,700 | 39.3 | 313.9 | 66,300 | 66,300 | 44.4 | 324.1 | 70,200 | 73,500 | 170 |
| 175 | 32.7 | 297.8 | 59,100 | 59,100 | 36.7 | 307.3 | 63,500 | 63,500 | 42.0 | 318.6 | 67,500 | 70,300 | 175 |
| 180 | 29.4 | 289.2 | 56,600 | 56,600 | 33.8 | 300.0 | 60,700 | 60,700 | 39.5 | 312.6 | 65,000 | 67,300 | 180 |
| 185 | 25.8 | 279.3 | 54,100 | 54,100 | 30.7 | 291.8 | 58,100 | 58,100 | 36.8 | 306.0 | 62,600 | 64,400 | 185 |
| 190 | 21.7 | 267.4 | 51,800 | 51,800 | 27.3 | 282.4 | 55,600 | 55,600 | 34.0 | 298.7 | 60,300 | 61,700 | 190 |
| 195 | 16.5 | 252.2 | 49,600 | 49,600 | 23.3 | 271.3 | 53,200 | 53,200 | 30.9 | 290.6 | 58,100 | 59,000 | 195 |
| 200 | 8.4 | 227.6 | 47,600 | 47,600 | 18.6 | 257.6 | 50,900 | 50,900 | 27.4 | 281.2 | 56,100 | 56,500 | 200 |
| 205 | | | | | 12.1 | 238.3 | 48,800 | 48,800 | 23.5 | 270.3 | 54,000 | 54,000 | 205 |
| 210 | | | | | | | | | 18.9 | 256.8 | 51,700 | 51,700 | 210 |
| 215 | | | | | | | | | 12.6 | 237.9 | 49,600 | 49,600 | 215 |
| 220 | | | | | | | | | | | | | 220 |
| 225 | | | | | | | | | | | | | 225 |
| 230 | | | | | | | | | | | | | 230 |
| 235 | | | | | | | | | | | | | 235 |
| 240 | | | | | | | | | | | | | 240 |
| 245 | | | | | | | | | | | | | 245 |
| 250 | | | | | | | | | | | | | 250 |
| 255 | | | | | | | | | | | | | 255 |
| 260 | | | | | | | | | | | | | 260 |
| 265 | | | | | | | | | | | | | 265 |

MLC300 VPC-MAX S-1

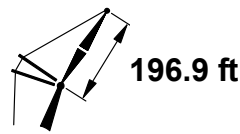
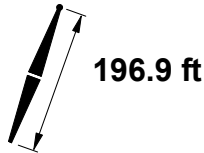
ASME B30.5



| ft | 75° | | | | 70° | | | | 65° | | | | ft |
|-----|------|-------|--------|---------|------|-------|--------|--------|------|-------|--------|--------|-----|
| | ft | lb | ft | lb | ft | lb | ft | lb | ft | lb | ft | lb | |
| 80 | | | | | | | | | | | | | 80 |
| 85 | | | | | | | | | | | | | 85 |
| 90 | | | | | | | | | | | | | 90 |
| 95 | | | | | | | | | | | | | 95 |
| 100 | | | | | | | | | | | | | 100 |
| 105 | | | | | | | | | | | | | 105 |
| 110 | | | | | | | | | | | | | 110 |
| 115 | | | | | | | | | | | | | 115 |
| 120 | | | | | | | | | | | | | 120 |
| 125 | | | | | | | | | | | | | 125 |
| 130 | | | | | | | | | | | | | 130 |
| 135 | | | | | | | | | | | | | 135 |
| 140 | 63.5 | 355.4 | 82,900 | 105,200 | | | | | | | | | 140 |
| 145 | 61.6 | 352.7 | 79,100 | 102,200 | | | | | | | | | 145 |
| 150 | 59.8 | 349.8 | 75,600 | 99,100 | | | | | | | | | 150 |
| 155 | 57.8 | 346.7 | 72,300 | 95,800 | | | | | | | | | 155 |
| 160 | 55.9 | 343.3 | 69,200 | 92,000 | | | | | | | | | 160 |
| 165 | 53.9 | 339.7 | 66,300 | 88,400 | | | | | | | | | 165 |
| 170 | 51.8 | 335.8 | 63,500 | 85,000 | 58.4 | 342.3 | 55,500 | 78,800 | | | | | 170 |
| 175 | 49.7 | 331.6 | 61,000 | 81,900 | 56.5 | 339.0 | 53,100 | 75,800 | | | | | 175 |
| 180 | 47.5 | 327.0 | 58,500 | 78,900 | 54.5 | 335.4 | 51,000 | 73,000 | | | | | 180 |
| 185 | 45.3 | 322.1 | 56,200 | 75,800 | 52.4 | 331.6 | 48,900 | 70,400 | | | | | 185 |
| 190 | 42.9 | 316.8 | 54,000 | 72,600 | 50.3 | 327.4 | 46,900 | 67,900 | | | | | 190 |
| 195 | 40.4 | 311.0 | 52,000 | 69,500 | 48.2 | 323.0 | 45,000 | 65,600 | | | | | 195 |
| 200 | 37.8 | 304.6 | 50,000 | 66,600 | 45.9 | 318.2 | 43,200 | 63,400 | 52.8 | 325.5 | 36,600 | 58,300 | 200 |
| 205 | 35.0 | 297.6 | 48,100 | 63,800 | 43.6 | 313.0 | 41,600 | 61,300 | 50.7 | 321.4 | 35,100 | 56,300 | 205 |
| 210 | 32.0 | 289.8 | 46,300 | 61,000 | 41.2 | 307.3 | 39,900 | 59,200 | 48.6 | 317.0 | 33,700 | 54,400 | 210 |
| 215 | 28.7 | 280.9 | 44,600 | 58,400 | 38.6 | 301.1 | 38,400 | 57,300 | 46.4 | 312.3 | 32,300 | 52,600 | 215 |
| 220 | 25.1 | 270.7 | 42,900 | 55,900 | 35.9 | 294.3 | 36,900 | 55,500 | 44.0 | 307.2 | 31,000 | 50,900 | 220 |
| 225 | 20.7 | 258.3 | 41,300 | 53,600 | 32.9 | 286.8 | 35,500 | 53,700 | 41.6 | 301.6 | 29,700 | 49,300 | 225 |
| 230 | 15.2 | 242.0 | 39,700 | 51,300 | 29.7 | 278.3 | 34,100 | 52,100 | 39.1 | 295.5 | 28,500 | 47,700 | 230 |
| 235 | 5.2 | 211.5 | 38,100 | 49,300 | 26.2 | 268.5 | 32,800 | 50,400 | 36.4 | 288.8 | 27,300 | 46,200 | 235 |
| 240 | | | | | 22.1 | 256.8 | 31,500 | 48,900 | 33.5 | 281.4 | 26,200 | 44,800 | 240 |
| 245 | | | | | 17.0 | 242.0 | 30,200 | 47,400 | 30.3 | 273.1 | 25,100 | 43,400 | 245 |
| 250 | | | | | 9.4 | 219.0 | 28,900 | 45,800 | 26.9 | 263.6 | 24,000 | 42,100 | 250 |
| 255 | | | | | | | | | 22.9 | 252.3 | 23,000 | 40,800 | 255 |
| 260 | | | | | | | | | 18.1 | 238.3 | 21,900 | 39,500 | 260 |
| 265 | | | | | | | | | 11.2 | 217.8 | 20,900 | 38,300 | 265 |

MLC300 VPC-MAX S-1

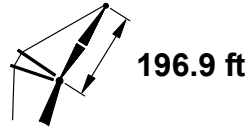
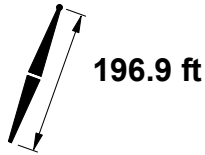
ASME B30.5



| ft | 85° | | | | 83° | | | | 80° | | | | ft |
|-----|------|-------|---------|---------|------|-------|---------|---------|------|-------|---------|---------|-----|
| | ft | lb | lb | lb | ft | lb | lb | lb | ft | lb | lb | lb | |
| 85 | 72.9 | 391.9 | 103,900 | 103,900 | | | | | | | | | 85 |
| 90 | 71.3 | 390.2 | 103,700 | 103,700 | | | | | | | | | 90 |
| 95 | 69.8 | 388.3 | 104,100 | 104,100 | 71.9 | 390.0 | 102,700 | 102,700 | | | | | 95 |
| 100 | 68.2 | 386.3 | 103,200 | 103,200 | 70.4 | 388.2 | 102,900 | 102,900 | | | | | 100 |
| 105 | 66.6 | 384.2 | 102,800 | 102,800 | 68.8 | 386.3 | 102,900 | 102,900 | | | | | 105 |
| 110 | 65.0 | 381.8 | 100,600 | 100,600 | 67.2 | 384.2 | 102,900 | 102,900 | | | | | 110 |
| 115 | 63.4 | 379.3 | 98,400 | 98,400 | 65.6 | 381.9 | 102,600 | 102,600 | 68.9 | 384.8 | 99,800 | 99,800 | 115 |
| 120 | 61.7 | 376.6 | 96,100 | 96,100 | 64.0 | 379.5 | 100,500 | 100,500 | 67.3 | 382.7 | 100,300 | 100,300 | 120 |
| 125 | 60.1 | 373.8 | 93,800 | 93,800 | 62.4 | 376.9 | 98,300 | 98,300 | 65.7 | 380.4 | 100,700 | 100,700 | 125 |
| 130 | 58.4 | 370.7 | 91,600 | 91,600 | 60.7 | 374.1 | 96,100 | 96,100 | 64.1 | 378.0 | 99,000 | 100,900 | 130 |
| 135 | 56.6 | 367.4 | 89,400 | 89,400 | 59.0 | 371.1 | 93,900 | 93,900 | 62.5 | 375.4 | 94,300 | 99,300 | 135 |
| 140 | 54.8 | 363.9 | 86,600 | 86,600 | 57.3 | 367.9 | 91,800 | 91,800 | 60.8 | 372.6 | 89,900 | 97,300 | 140 |
| 145 | 53.0 | 360.1 | 83,600 | 83,600 | 55.5 | 364.4 | 89,600 | 89,600 | 59.1 | 369.6 | 85,900 | 95,300 | 145 |
| 150 | 51.2 | 356.1 | 80,600 | 80,600 | 53.7 | 360.8 | 86,600 | 87,400 | 57.4 | 366.4 | 82,100 | 93,400 | 150 |
| 155 | 49.2 | 351.8 | 77,700 | 77,700 | 51.9 | 356.8 | 83,000 | 85,200 | 55.6 | 363.0 | 78,600 | 91,300 | 155 |
| 160 | 47.3 | 347.2 | 74,900 | 74,900 | 50.0 | 352.7 | 79,600 | 83,100 | 53.8 | 359.3 | 75,400 | 89,200 | 160 |
| 165 | 45.2 | 342.3 | 72,200 | 72,200 | 48.0 | 348.2 | 76,400 | 81,000 | 52.0 | 355.4 | 72,300 | 87,100 | 165 |
| 170 | 43.1 | 337.0 | 69,600 | 69,600 | 46.0 | 343.4 | 73,400 | 78,800 | 50.1 | 351.2 | 69,400 | 85,000 | 170 |
| 175 | 40.9 | 331.3 | 67,100 | 67,100 | 43.9 | 338.2 | 70,600 | 76,600 | 48.1 | 346.8 | 66,700 | 82,900 | 175 |
| 180 | 38.6 | 325.1 | 64,700 | 64,700 | 41.7 | 332.7 | 67,900 | 74,500 | 46.1 | 342.0 | 64,200 | 80,700 | 180 |
| 185 | 36.1 | 318.3 | 62,400 | 62,400 | 39.5 | 326.7 | 65,400 | 72,300 | 44.0 | 336.9 | 61,800 | 78,600 | 185 |
| 190 | 33.5 | 310.9 | 60,300 | 60,300 | 37.1 | 320.1 | 63,000 | 70,000 | 41.8 | 331.3 | 59,600 | 76,400 | 190 |
| 195 | 30.7 | 302.7 | 58,400 | 58,400 | 34.5 | 313.0 | 60,800 | 67,700 | 39.6 | 325.3 | 57,400 | 74,300 | 195 |
| 200 | 27.7 | 293.4 | 56,600 | 56,600 | 31.8 | 305.1 | 58,600 | 65,300 | 37.2 | 318.8 | 55,400 | 72,000 | 200 |
| 205 | 24.2 | 282.8 | 55,000 | 55,000 | 28.8 | 296.2 | 56,600 | 62,500 | 34.7 | 311.7 | 53,400 | 69,100 | 205 |
| 210 | 20.2 | 270.0 | 53,700 | 53,700 | 25.6 | 286.2 | 54,700 | 60,000 | 31.9 | 303.9 | 51,600 | 66,200 | 210 |
| 215 | 15.2 | 253.6 | 52,800 | 52,800 | 21.8 | 274.3 | 52,800 | 57,500 | 29.0 | 295.1 | 49,800 | 63,500 | 215 |
| 220 | 7.1 | 226.2 | 45,900 | 45,900 | 17.3 | 259.6 | 51,000 | 55,100 | 25.7 | 285.1 | 48,200 | 60,900 | 220 |
| 225 | | | | | 11.0 | 238.4 | 49,300 | 51,500 | 22.0 | 273.3 | 46,500 | 58,300 | 225 |
| 230 | | | | | | | | | 17.5 | 258.8 | 44,800 | 55,900 | 230 |
| 235 | | | | | | | | | 11.4 | 238.2 | 43,100 | 53,500 | 235 |
| 240 | | | | | | | | | | | | | 240 |
| 245 | | | | | | | | | | | | | 245 |
| 250 | | | | | | | | | | | | | 250 |
| 255 | | | | | | | | | | | | | 255 |
| 260 | | | | | | | | | | | | | 260 |
| 265 | | | | | | | | | | | | | 265 |
| 270 | | | | | | | | | | | | | 270 |
| 280 | | | | | | | | | | | | | 280 |

MLC300 VPC-MAX S-1

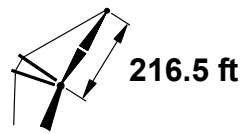
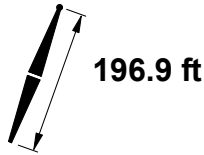
ASME B30.5



| ft | 75° | | | | 70° | | | | 65° | | | | ft |
|-----|------|-------|--------|--------|------|-------|--------|--------|------|-------|--------|--------|-----|
| | ft | ft | lb | lb | ft | ft | lb | lb | ft | ft | lb | lb | |
| 85 | | | | | | | | | | | | | 85 |
| 90 | | | | | | | | | | | | | 90 |
| 95 | | | | | | | | | | | | | 95 |
| 100 | | | | | | | | | | | | | 100 |
| 105 | | | | | | | | | | | | | 105 |
| 110 | | | | | | | | | | | | | 110 |
| 115 | | | | | | | | | | | | | 115 |
| 120 | | | | | | | | | | | | | 120 |
| 125 | | | | | | | | | | | | | 125 |
| 130 | | | | | | | | | | | | | 130 |
| 135 | | | | | | | | | | | | | 135 |
| 140 | | | | | | | | | | | | | 140 |
| 145 | | | | | | | | | | | | | 145 |
| 150 | 63.1 | 372.4 | 74,200 | 93,900 | | | | | | | | | 150 |
| 155 | 61.4 | 369.7 | 70,900 | 94,800 | | | | | | | | | 155 |
| 160 | 59.7 | 366.8 | 67,800 | 91,000 | | | | | | | | | 160 |
| 165 | 58.0 | 363.7 | 65,000 | 87,400 | | | | | | | | | 165 |
| 170 | 56.3 | 360.3 | 62,200 | 84,100 | | | | | | | | | 170 |
| 175 | 54.5 | 356.8 | 59,700 | 81,000 | | | | | | | | | 175 |
| 180 | 52.6 | 353.0 | 57,300 | 78,000 | 58.5 | 359.2 | 49,500 | 72,000 | | | | | 180 |
| 185 | 50.8 | 348.9 | 55,000 | 75,200 | 56.8 | 356.0 | 47,500 | 69,400 | | | | | 185 |
| 190 | 48.8 | 344.6 | 52,800 | 72,600 | 55.0 | 352.5 | 45,500 | 66,900 | | | | | 190 |
| 195 | 46.9 | 339.9 | 50,800 | 70,100 | 53.2 | 348.7 | 43,700 | 64,600 | | | | | 195 |
| 200 | 44.8 | 334.9 | 48,800 | 67,700 | 51.3 | 344.7 | 41,900 | 62,400 | | | | | 200 |
| 205 | 42.7 | 329.5 | 47,000 | 65,500 | 49.4 | 340.5 | 40,300 | 60,300 | | | | | 205 |
| 210 | 40.4 | 323.7 | 45,200 | 63,400 | 47.4 | 335.9 | 38,700 | 58,300 | 53.5 | 342.6 | 32,300 | 53,400 | 210 |
| 215 | 38.1 | 317.4 | 43,500 | 61,300 | 45.4 | 331.0 | 37,100 | 56,400 | 51.7 | 338.7 | 30,900 | 51,600 | 215 |
| 220 | 35.6 | 310.5 | 41,900 | 59,400 | 43.3 | 325.7 | 35,700 | 54,600 | 49.8 | 334.5 | 29,600 | 49,900 | 220 |
| 225 | 33.0 | 303.0 | 40,400 | 57,500 | 41.1 | 320.1 | 34,300 | 52,900 | 47.8 | 330.0 | 28,400 | 48,300 | 225 |
| 230 | 30.1 | 294.5 | 38,900 | 55,800 | 38.8 | 313.9 | 33,000 | 51,200 | 45.8 | 325.2 | 27,200 | 46,800 | 230 |
| 235 | 27.0 | 285.0 | 37,400 | 54,100 | 36.3 | 307.2 | 31,700 | 49,600 | 43.7 | 320.0 | 26,000 | 45,300 | 235 |
| 240 | 23.5 | 274.0 | 36,000 | 52,400 | 33.8 | 299.9 | 30,400 | 48,100 | 41.5 | 314.4 | 24,900 | 43,900 | 240 |
| 245 | 19.3 | 260.7 | 34,700 | 50,800 | 31.0 | 291.7 | 29,200 | 46,700 | 39.2 | 308.3 | 23,900 | 42,500 | 245 |
| 250 | 14.0 | 243.1 | 33,400 | 49,300 | 27.9 | 282.6 | 28,100 | 45,200 | 36.8 | 301.7 | 22,800 | 41,200 | 250 |
| 255 | 3.3 | 206.6 | 31,900 | 47,700 | 24.5 | 272.0 | 27,000 | 43,900 | 34.2 | 294.5 | 21,800 | 40,000 | 255 |
| 260 | | | | | 20.6 | 259.5 | 25,900 | 42,600 | 31.5 | 286.5 | 20,900 | 38,700 | 260 |
| 265 | | | | | 15.7 | 243.5 | 24,800 | 41,300 | 28.5 | 277.5 | 20,000 | 37,600 | 265 |
| 270 | | | | | 8.2 | 218.1 | 23,700 | 40,000 | 25.2 | 267.3 | 19,100 | 36,400 | 270 |
| 280 | | | | | | | | | 16.7 | 240.0 | 17,300 | 34,300 | 280 |

MLC300 VPC-MAX S-1

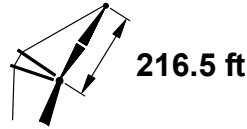
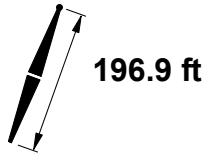
ASME B30.5



| ft | 85° | | | | 83° | | | | 80° | | | | ft |
|-----|------|-------|--------|--------|------|-------|--------|--------|------|-------|--------|--------|-----|
| | ft | lb | lb | lb | ft | lb | lb | lb | ft | lb | lb | lb | |
| 90 | 73.1 | 410.9 | 87,900 | 87,900 | | | | | | | | | 90 |
| 95 | 71.7 | 409.3 | 87,700 | 87,700 | | | | | | | | | 95 |
| 100 | 70.3 | 407.5 | 87,500 | 87,500 | | | | | | | | | 100 |
| 105 | 68.9 | 405.5 | 87,200 | 87,200 | 70.8 | 407.4 | 86,700 | 86,700 | | | | | 105 |
| 110 | 67.4 | 403.5 | 86,800 | 86,800 | 69.4 | 405.5 | 86,600 | 86,600 | | | | | 110 |
| 115 | 66.0 | 401.2 | 86,400 | 86,400 | 68.0 | 403.5 | 86,500 | 86,500 | | | | | 115 |
| 120 | 64.5 | 398.8 | 86,000 | 86,000 | 66.5 | 401.3 | 86,400 | 86,400 | | | | | 120 |
| 125 | 63.0 | 396.3 | 85,600 | 85,600 | 65.1 | 399.0 | 86,200 | 86,200 | 68.1 | 401.9 | 84,000 | 84,000 | 125 |
| 130 | 61.5 | 393.6 | 83,700 | 83,700 | 63.6 | 396.5 | 85,900 | 85,900 | 66.6 | 399.8 | 84,100 | 84,100 | 130 |
| 135 | 60.0 | 390.7 | 81,500 | 81,500 | 62.1 | 393.8 | 85,700 | 85,700 | 65.2 | 397.4 | 84,300 | 84,300 | 135 |
| 140 | 58.5 | 387.6 | 79,300 | 79,300 | 60.6 | 391.0 | 83,600 | 83,600 | 63.7 | 395.0 | 84,400 | 84,400 | 140 |
| 145 | 56.9 | 384.4 | 77,200 | 77,200 | 59.0 | 388.0 | 81,500 | 81,500 | 62.2 | 392.3 | 84,400 | 84,400 | 145 |
| 150 | 55.3 | 380.9 | 75,000 | 75,000 | 57.5 | 384.8 | 79,300 | 79,300 | 60.7 | 389.5 | 80,900 | 84,400 | 150 |
| 155 | 53.6 | 377.3 | 72,900 | 72,900 | 55.9 | 381.5 | 77,200 | 77,200 | 59.1 | 386.5 | 77,400 | 82,700 | 155 |
| 160 | 52.0 | 373.4 | 70,700 | 70,700 | 54.3 | 377.9 | 75,100 | 75,100 | 57.6 | 383.4 | 74,200 | 80,700 | 160 |
| 165 | 50.2 | 369.2 | 68,300 | 68,300 | 52.6 | 374.0 | 72,900 | 72,900 | 56.0 | 380.0 | 71,100 | 78,600 | 165 |
| 170 | 48.5 | 364.8 | 66,100 | 66,100 | 50.9 | 370.0 | 70,800 | 70,800 | 54.3 | 376.4 | 68,300 | 76,600 | 170 |
| 175 | 46.7 | 360.1 | 63,900 | 63,900 | 49.1 | 365.7 | 68,700 | 68,700 | 52.7 | 372.6 | 65,600 | 74,500 | 175 |
| 180 | 44.8 | 355.1 | 61,700 | 61,700 | 47.3 | 361.1 | 66,600 | 66,600 | 51.0 | 368.6 | 63,100 | 72,400 | 180 |
| 185 | 42.9 | 349.8 | 59,600 | 59,600 | 45.5 | 356.2 | 64,300 | 64,600 | 49.2 | 364.3 | 60,700 | 70,400 | 185 |
| 190 | 40.8 | 344.0 | 57,600 | 57,600 | 43.6 | 351.0 | 62,000 | 62,400 | 47.4 | 359.7 | 58,400 | 68,300 | 190 |
| 195 | 38.7 | 337.9 | 55,800 | 55,800 | 41.6 | 345.4 | 59,700 | 60,500 | 45.6 | 354.8 | 56,300 | 66,200 | 195 |
| 200 | 36.5 | 331.2 | 54,000 | 54,000 | 39.5 | 339.4 | 57,600 | 58,400 | 43.7 | 349.6 | 54,300 | 64,100 | 200 |
| 205 | 34.2 | 323.9 | 52,300 | 52,300 | 37.4 | 333.0 | 55,600 | 56,400 | 41.7 | 344.1 | 52,300 | 62,000 | 205 |
| 210 | 31.7 | 316.0 | 50,700 | 50,700 | 35.1 | 325.9 | 53,700 | 54,400 | 39.6 | 338.1 | 50,400 | 60,000 | 210 |
| 215 | 29.0 | 307.2 | 48,800 | 48,800 | 32.7 | 318.3 | 51,900 | 52,400 | 37.5 | 331.7 | 48,500 | 57,900 | 215 |
| 220 | 26.1 | 297.3 | 47,000 | 47,000 | 30.1 | 309.8 | 50,100 | 50,500 | 35.2 | 324.7 | 46,800 | 55,800 | 220 |
| 225 | 22.8 | 286.0 | 45,100 | 45,100 | 27.3 | 300.4 | 48,500 | 48,600 | 32.8 | 317.1 | 45,100 | 53,800 | 225 |
| 230 | 19.0 | 272.3 | 43,400 | 43,400 | 24.1 | 289.6 | 46,700 | 46,700 | 30.2 | 308.7 | 43,500 | 51,800 | 230 |
| 235 | 14.1 | 254.7 | 41,700 | 41,700 | 20.5 | 277.0 | 44,900 | 44,900 | 27.4 | 299.3 | 41,900 | 49,900 | 235 |
| 240 | 5.9 | 224.0 | 37,600 | 37,600 | 16.1 | 261.2 | 43,200 | 43,200 | 24.3 | 288.6 | 40,400 | 48,000 | 240 |
| 245 | | | | | 9.9 | 238.2 | 41,600 | 41,600 | 20.7 | 276.1 | 39,000 | 46,100 | 245 |
| 250 | | | | | | | | | 16.4 | 260.5 | 37,500 | 44,300 | 250 |
| 255 | | | | | | | | | 10.3 | 238.1 | 36,100 | 42,700 | 255 |
| 260 | | | | | | | | | | | | | 260 |
| 265 | | | | | | | | | | | | | 265 |
| 270 | | | | | | | | | | | | | 270 |
| 280 | | | | | | | | | | | | | 280 |
| 290 | | | | | | | | | | | | | 290 |
| 300 | | | | | | | | | | | | | 300 |

MLC300 VPC-MAX S-1

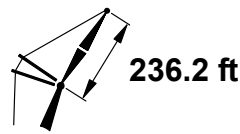
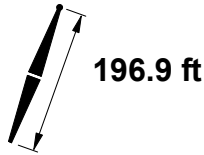
ASME B30.5



| ft | 75° | | | | 70° | | | | 65° | | | | ft |
|-----|------|-------|--------|--------|------|-------|--------|--------|------|-------|--------|--------|-----|
| | ft | ft | lb | lb | ft | ft | lb | lb | ft | ft | lb | lb | |
| 90 | | | | | | | | | | | | | 90 |
| 95 | | | | | | | | | | | | | 95 |
| 100 | | | | | | | | | | | | | 100 |
| 105 | | | | | | | | | | | | | 105 |
| 110 | | | | | | | | | | | | | 110 |
| 115 | | | | | | | | | | | | | 115 |
| 120 | | | | | | | | | | | | | 120 |
| 125 | | | | | | | | | | | | | 125 |
| 130 | | | | | | | | | | | | | 130 |
| 135 | | | | | | | | | | | | | 135 |
| 140 | | | | | | | | | | | | | 140 |
| 145 | | | | | | | | | | | | | 145 |
| 150 | | | | | | | | | | | | | 150 |
| 155 | | | | | | | | | | | | | 155 |
| 160 | 62.7 | 389.4 | 66,000 | 78,300 | | | | | | | | | 160 |
| 165 | 61.2 | 386.7 | 63,100 | 78,900 | | | | | | | | | 165 |
| 170 | 59.7 | 383.7 | 60,400 | 79,400 | | | | | | | | | 170 |
| 175 | 58.1 | 380.6 | 57,900 | 79,600 | | | | | | | | | 175 |
| 180 | 56.6 | 377.3 | 55,500 | 76,700 | | | | | | | | | 180 |
| 185 | 54.9 | 373.8 | 53,200 | 73,900 | | | | | | | | | 185 |
| 190 | 53.3 | 370.1 | 51,100 | 71,300 | 58.6 | 376.2 | 43,600 | 65,500 | | | | | 190 |
| 195 | 51.6 | 366.2 | 49,100 | 68,800 | 57.0 | 372.9 | 41,800 | 63,200 | | | | | 195 |
| 200 | 49.9 | 362.0 | 47,100 | 66,500 | 55.4 | 369.5 | 40,000 | 61,000 | | | | | 200 |
| 205 | 48.1 | 357.5 | 45,300 | 64,300 | 53.8 | 365.9 | 38,400 | 58,900 | | | | | 205 |
| 210 | 46.3 | 352.8 | 43,500 | 62,100 | 52.1 | 362.0 | 36,800 | 57,000 | | | | | 210 |
| 215 | 44.4 | 347.7 | 41,900 | 60,100 | 50.4 | 357.9 | 35,300 | 55,100 | | | | | 215 |
| 220 | 42.4 | 342.3 | 40,300 | 58,200 | 48.6 | 353.5 | 33,900 | 53,300 | | | | | 220 |
| 225 | 40.4 | 336.5 | 38,800 | 56,400 | 46.8 | 348.8 | 32,500 | 51,600 | 52.4 | 355.9 | 26,400 | 46,900 | 225 |
| 230 | 38.3 | 330.2 | 37,300 | 54,600 | 45.0 | 343.8 | 31,200 | 49,900 | 50.7 | 351.8 | 25,200 | 45,400 | 230 |
| 235 | 36.1 | 323.4 | 35,900 | 52,900 | 43.0 | 338.5 | 29,900 | 48,400 | 49.0 | 347.5 | 24,100 | 43,900 | 235 |
| 240 | 33.7 | 316.0 | 34,500 | 51,300 | 41.0 | 332.8 | 28,700 | 46,900 | 47.2 | 342.9 | 23,000 | 42,500 | 240 |
| 245 | 31.2 | 308.0 | 33,200 | 49,800 | 38.9 | 326.7 | 27,600 | 45,400 | 45.3 | 338.0 | 22,000 | 41,200 | 245 |
| 250 | 28.5 | 299.0 | 32,000 | 48,300 | 36.7 | 320.1 | 26,400 | 44,000 | 43.4 | 332.7 | 21,000 | 39,900 | 250 |
| 255 | 25.5 | 288.8 | 30,800 | 46,900 | 34.4 | 312.9 | 25,400 | 42,700 | 41.4 | 327.1 | 20,000 | 38,600 | 255 |
| 260 | 22.1 | 277.1 | 29,600 | 45,500 | 31.9 | 305.0 | 24,300 | 41,400 | 39.3 | 321.1 | 19,100 | 37,400 | 260 |
| 265 | 18.1 | 262.8 | 28,400 | 44,100 | 29.3 | 296.3 | 23,300 | 40,200 | 37.1 | 314.5 | 18,200 | 36,300 | 265 |
| 270 | 12.9 | 243.8 | 27,300 | 42,800 | 26.4 | 286.5 | 22,300 | 39,000 | 34.8 | 307.5 | 17,400 | 35,200 | 270 |
| 280 | | | | | 19.4 | 261.9 | 20,400 | 36,700 | 29.8 | 291.2 | 15,700 | 33,100 | 280 |
| 290 | | | | | 7.1 | 216.6 | 18,500 | 34,500 | 23.8 | 270.7 | 14,100 | 31,100 | 290 |
| 300 | | | | | | | | | 15.6 | 241.5 | 12,600 | 29,200 | 300 |

MLC300 VPC-MAX S-1

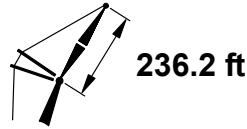
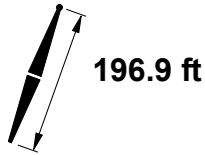
ASME B30.5



| ft | 85° | | | | 83° | | | | 80° | | | | ft |
|-----|------|-------|--------|--------|------|-------|--------|--------|------|-------|--------|--------|-----|
| | ft | lb | lb | lb | ft | lb | lb | lb | ft | lb | lb | lb | |
| 95 | 73.3 | 430.0 | 74,500 | 74,500 | | | | | | | | | 95 |
| 100 | 72.0 | 428.4 | 74,200 | 74,200 | | | | | | | | | 100 |
| 105 | 70.7 | 426.6 | 74,000 | 74,000 | | | | | | | | | 105 |
| 110 | 69.4 | 424.7 | 73,600 | 73,600 | 71.2 | 426.5 | 73,200 | 73,200 | | | | | 110 |
| 115 | 68.1 | 422.7 | 73,300 | 73,300 | 69.9 | 424.7 | 73,000 | 73,000 | | | | | 115 |
| 120 | 66.8 | 420.6 | 72,900 | 72,900 | 68.6 | 422.7 | 72,900 | 72,900 | | | | | 120 |
| 125 | 65.5 | 418.3 | 72,500 | 72,500 | 67.3 | 420.6 | 72,600 | 72,600 | | | | | 125 |
| 130 | 64.1 | 415.9 | 72,100 | 72,100 | 66.0 | 418.4 | 72,400 | 72,400 | 68.7 | 421.2 | 70,500 | 70,500 | 130 |
| 135 | 62.8 | 413.3 | 71,700 | 71,700 | 64.6 | 416.0 | 72,100 | 72,100 | 67.4 | 419.1 | 70,500 | 70,500 | 135 |
| 140 | 61.4 | 410.5 | 71,300 | 71,300 | 63.3 | 413.5 | 71,800 | 71,800 | 66.0 | 416.8 | 70,500 | 70,500 | 140 |
| 145 | 60.0 | 407.7 | 70,600 | 70,600 | 61.9 | 410.8 | 71,500 | 71,500 | 64.7 | 414.5 | 70,500 | 70,500 | 145 |
| 150 | 58.5 | 404.6 | 68,900 | 68,900 | 60.5 | 408.0 | 71,200 | 71,200 | 63.3 | 412.0 | 70,400 | 70,400 | 150 |
| 155 | 57.1 | 401.4 | 67,200 | 67,200 | 59.1 | 405.0 | 70,700 | 70,700 | 62.0 | 409.3 | 70,300 | 70,300 | 155 |
| 160 | 55.6 | 398.0 | 65,500 | 65,500 | 57.6 | 401.8 | 69,100 | 69,100 | 60.6 | 406.5 | 70,200 | 70,200 | 160 |
| 165 | 54.1 | 394.4 | 63,700 | 63,700 | 56.2 | 398.5 | 67,400 | 67,400 | 59.2 | 403.5 | 70,100 | 70,100 | 165 |
| 170 | 52.6 | 390.5 | 61,900 | 61,900 | 54.7 | 394.9 | 65,600 | 65,600 | 57.7 | 400.3 | 67,300 | 69,900 | 170 |
| 175 | 51.1 | 386.5 | 60,100 | 60,100 | 53.2 | 391.2 | 63,900 | 63,900 | 56.3 | 397.0 | 64,600 | 68,600 | 175 |
| 180 | 49.5 | 382.3 | 58,300 | 58,300 | 51.6 | 387.3 | 62,100 | 62,100 | 54.8 | 393.5 | 62,100 | 66,900 | 180 |
| 185 | 47.8 | 377.7 | 56,500 | 56,500 | 50.1 | 383.1 | 60,200 | 60,200 | 53.3 | 389.8 | 59,700 | 65,300 | 185 |
| 190 | 46.2 | 373.0 | 54,600 | 54,600 | 48.5 | 378.7 | 58,400 | 58,400 | 51.7 | 385.8 | 57,400 | 63,600 | 190 |
| 195 | 44.4 | 367.9 | 52,800 | 52,800 | 46.8 | 374.0 | 56,500 | 56,500 | 50.1 | 381.7 | 55,200 | 61,700 | 195 |
| 200 | 42.6 | 362.5 | 50,900 | 50,900 | 45.1 | 369.0 | 54,700 | 54,700 | 48.5 | 377.3 | 53,000 | 59,900 | 200 |
| 205 | 40.8 | 356.8 | 49,100 | 49,100 | 43.3 | 363.8 | 52,800 | 52,800 | 46.9 | 372.6 | 51,000 | 58,000 | 205 |
| 210 | 38.9 | 350.6 | 47,300 | 47,300 | 41.5 | 358.2 | 50,900 | 50,900 | 45.2 | 367.7 | 49,100 | 56,200 | 210 |
| 215 | 36.9 | 344.0 | 45,400 | 45,400 | 39.6 | 352.2 | 49,000 | 49,000 | 43.4 | 362.4 | 47,300 | 54,300 | 215 |
| 220 | 34.8 | 336.9 | 43,500 | 43,500 | 37.6 | 345.8 | 47,100 | 47,100 | 41.6 | 356.8 | 45,500 | 52,300 | 220 |
| 225 | 32.5 | 329.2 | 41,700 | 41,700 | 35.6 | 338.9 | 45,200 | 45,200 | 39.7 | 350.9 | 43,900 | 50,400 | 225 |
| 230 | 30.2 | 320.8 | 39,900 | 39,900 | 33.4 | 331.4 | 43,300 | 43,300 | 37.7 | 344.5 | 42,300 | 48,500 | 230 |
| 235 | 27.6 | 311.4 | 38,200 | 38,200 | 31.1 | 323.2 | 41,500 | 41,500 | 35.7 | 337.6 | 40,700 | 46,600 | 235 |
| 240 | 24.8 | 301.0 | 36,500 | 36,500 | 28.6 | 314.3 | 39,700 | 39,700 | 33.5 | 330.1 | 39,300 | 44,600 | 240 |
| 245 | 21.6 | 288.9 | 34,900 | 34,900 | 25.9 | 304.3 | 37,900 | 37,900 | 31.2 | 322.0 | 37,900 | 42,700 | 245 |
| 250 | 17.9 | 274.4 | 33,300 | 33,300 | 22.8 | 292.8 | 36,200 | 36,200 | 28.7 | 313.1 | 36,500 | 40,800 | 250 |
| 255 | 13.1 | 255.5 | 31,700 | 31,700 | 19.4 | 279.4 | 34,500 | 34,500 | 26.0 | 303.2 | 35,200 | 39,000 | 255 |
| 260 | 4.6 | 220.8 | 30,500 | 30,500 | 15.1 | 262.6 | 32,900 | 32,900 | 23.0 | 291.8 | 33,900 | 37,300 | 260 |
| 265 | | | | | 8.9 | 237.6 | 31,500 | 31,500 | 19.6 | 278.5 | 32,600 | 35,500 | 265 |
| 270 | | | | | | | | | 15.3 | 261.9 | 31,400 | 33,900 | 270 |
| 280 | | | | | | | | | | | | | 280 |
| 290 | | | | | | | | | | | | | 290 |
| 300 | | | | | | | | | | | | | 300 |
| 310 | | | | | | | | | | | | | 310 |
| 320 | | | | | | | | | | | | | 320 |

MLC300 VPC-MAX S-1

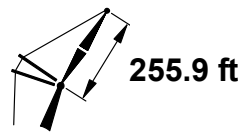
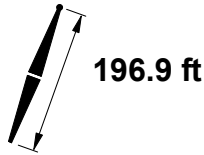
ASME B30.5



| ft | 75° | | | | 70° | | | | 65° | | | | ft |
|-----|------|-------|--------|--------|------|-------|--------|--------|------|-------|--------|--------|-----|
| | ft | ft | lb | lb | ft | ft | lb | lb | ft | ft | lb | lb | |
| 95 | | | | | | | | | | | | | 95 |
| 100 | | | | | | | | | | | | | 100 |
| 105 | | | | | | | | | | | | | 105 |
| 110 | | | | | | | | | | | | | 110 |
| 115 | | | | | | | | | | | | | 115 |
| 120 | | | | | | | | | | | | | 120 |
| 125 | | | | | | | | | | | | | 125 |
| 130 | | | | | | | | | | | | | 130 |
| 135 | | | | | | | | | | | | | 135 |
| 140 | | | | | | | | | | | | | 140 |
| 145 | | | | | | | | | | | | | 145 |
| 150 | | | | | | | | | | | | | 150 |
| 155 | | | | | | | | | | | | | 155 |
| 160 | | | | | | | | | | | | | 160 |
| 165 | 63.8 | 409.0 | 61,600 | 65,000 | | | | | | | | | 165 |
| 170 | 62.5 | 406.4 | 58,900 | 65,400 | | | | | | | | | 170 |
| 175 | 61.1 | 403.6 | 56,400 | 65,700 | | | | | | | | | 175 |
| 180 | 59.7 | 400.7 | 54,000 | 66,000 | | | | | | | | | 180 |
| 185 | 58.3 | 397.6 | 51,800 | 66,200 | | | | | | | | | 185 |
| 190 | 56.8 | 394.3 | 49,700 | 66,400 | | | | | | | | | 190 |
| 195 | 55.3 | 390.9 | 47,600 | 66,500 | | | | | | | | | 195 |
| 200 | 53.8 | 387.2 | 45,700 | 65,500 | 58.7 | 393.2 | 38,500 | 59,700 | | | | | 200 |
| 205 | 52.3 | 383.4 | 43,900 | 63,200 | 57.2 | 389.9 | 36,900 | 57,800 | | | | | 205 |
| 210 | 50.7 | 379.3 | 42,200 | 61,100 | 55.8 | 386.5 | 35,300 | 55,900 | | | | | 210 |
| 215 | 49.1 | 375.0 | 40,500 | 59,100 | 54.3 | 382.9 | 33,800 | 54,000 | | | | | 215 |
| 220 | 47.5 | 370.4 | 38,900 | 57,200 | 52.8 | 379.2 | 32,400 | 52,200 | | | | | 220 |
| 225 | 45.8 | 365.6 | 37,400 | 55,400 | 51.2 | 375.1 | 31,100 | 50,500 | | | | | 225 |
| 230 | 44.1 | 360.5 | 36,000 | 53,600 | 49.6 | 370.9 | 29,800 | 48,900 | | | | | 230 |
| 235 | 42.3 | 355.0 | 34,600 | 52,000 | 48.0 | 366.4 | 28,500 | 47,300 | 53.0 | 373.1 | 22,600 | 42,800 | 235 |
| 240 | 40.4 | 349.2 | 33,200 | 50,400 | 46.3 | 361.7 | 27,300 | 45,800 | 51.5 | 369.1 | 21,500 | 41,400 | 240 |
| 245 | 38.5 | 343.0 | 32,000 | 48,900 | 44.6 | 356.6 | 26,200 | 44,400 | 49.9 | 364.9 | 20,500 | 40,100 | 245 |
| 250 | 36.5 | 336.3 | 30,700 | 47,400 | 42.8 | 351.3 | 25,100 | 43,000 | 48.3 | 360.5 | 19,500 | 38,800 | 250 |
| 255 | 34.3 | 329.1 | 29,600 | 46,000 | 41.0 | 345.6 | 24,000 | 41,700 | 46.6 | 355.8 | 18,600 | 37,600 | 255 |
| 260 | 32.1 | 321.2 | 28,400 | 44,600 | 39.0 | 339.5 | 23,000 | 40,400 | 44.9 | 350.8 | 17,700 | 36,400 | 260 |
| 265 | 29.7 | 312.6 | 27,300 | 42,900 | 37.0 | 332.9 | 22,000 | 39,200 | 43.1 | 345.5 | 16,800 | 35,200 | 265 |
| 270 | 27.0 | 303.1 | 26,200 | 41,100 | 35.0 | 325.8 | 21,000 | 38,100 | 41.3 | 339.8 | 16,000 | 34,200 | 270 |
| 280 | 20.9 | 279.8 | 24,200 | 37,500 | 30.4 | 309.8 | 19,200 | 35,800 | 37.4 | 327.4 | 14,300 | 32,100 | 280 |
| 290 | 11.9 | 244.3 | 22,200 | 34,200 | 25.0 | 290.2 | 17,500 | 33,700 | 33.2 | 312.9 | 12,800 | 30,200 | 290 |
| 300 | | | | | 18.2 | 264.1 | 15,900 | 31,800 | 28.3 | 295.6 | 11,400 | 28,400 | 300 |
| 310 | | | | | 5.9 | 214.5 | 14,200 | 29,800 | 22.5 | 273.8 | 10,000 | 26,600 | 310 |
| 320 | | | | | | | | | 14.6 | 242.8 | | 25,000 | 320 |

MLC300 VPC-MAX S-1

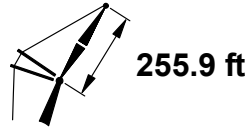
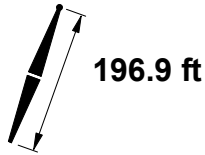
ASME B30.5



| ft | 85° | | | | 83° | | | | 80° | | | | ft |
|-----|------|-------|--------|--------|------|-------|--------|--------|------|-------|--------|--------|-----|
| | ft | lb | lb | lb | ft | lb | lb | lb | ft | lb | lb | lb | |
| 100 | 73.4 | 449.0 | 62,500 | 62,500 | | | | | | | | | 100 |
| 105 | 72.3 | 447.4 | 62,200 | 62,200 | | | | | | | | | 105 |
| 110 | 71.1 | 445.7 | 61,900 | 61,900 | | | | | | | | | 110 |
| 115 | 69.9 | 443.9 | 61,600 | 61,600 | 71.5 | 445.6 | 61,200 | 61,200 | | | | | 115 |
| 120 | 68.7 | 441.9 | 61,200 | 61,200 | 70.3 | 443.8 | 61,000 | 61,000 | | | | | 120 |
| 125 | 67.5 | 439.9 | 60,800 | 60,800 | 69.1 | 441.9 | 60,800 | 60,800 | | | | | 125 |
| 130 | 66.2 | 437.7 | 60,400 | 60,400 | 67.9 | 439.9 | 60,500 | 60,500 | | | | | 130 |
| 135 | 65.0 | 435.3 | 60,000 | 60,000 | 66.7 | 437.7 | 60,700 | 60,700 | | | | | 135 |
| 140 | 63.8 | 432.9 | 59,600 | 59,600 | 65.5 | 435.4 | 60,300 | 60,300 | 68.0 | 438.3 | 58,700 | 58,700 | 140 |
| 145 | 62.5 | 430.3 | 59,200 | 59,200 | 64.2 | 433.0 | 59,600 | 59,600 | 66.8 | 436.2 | 58,600 | 58,600 | 145 |
| 150 | 61.2 | 427.5 | 58,800 | 58,800 | 63.0 | 430.5 | 59,300 | 59,300 | 65.5 | 433.9 | 58,400 | 58,400 | 150 |
| 155 | 59.9 | 424.6 | 58,300 | 58,300 | 61.7 | 427.8 | 58,900 | 58,900 | 64.3 | 431.5 | 58,300 | 58,300 | 155 |
| 160 | 58.6 | 421.6 | 57,900 | 57,900 | 60.4 | 424.9 | 58,500 | 58,500 | 63.0 | 428.9 | 58,100 | 58,100 | 160 |
| 165 | 57.3 | 418.4 | 57,200 | 57,200 | 59.1 | 421.9 | 58,200 | 58,200 | 61.8 | 426.3 | 57,900 | 57,900 | 165 |
| 170 | 55.9 | 415.0 | 55,600 | 55,600 | 57.8 | 418.8 | 57,800 | 57,800 | 60.5 | 423.4 | 57,700 | 57,700 | 170 |
| 175 | 54.6 | 411.4 | 54,000 | 54,000 | 56.4 | 415.5 | 57,200 | 57,200 | 59.2 | 420.4 | 57,500 | 57,500 | 175 |
| 180 | 53.2 | 407.7 | 52,400 | 52,400 | 55.1 | 412.0 | 55,700 | 55,700 | 57.9 | 417.3 | 57,200 | 57,200 | 180 |
| 185 | 51.7 | 403.8 | 50,700 | 50,700 | 53.7 | 408.3 | 54,100 | 54,100 | 56.5 | 414.0 | 57,000 | 57,000 | 185 |
| 190 | 50.3 | 399.6 | 49,000 | 49,000 | 52.3 | 404.5 | 52,400 | 52,400 | 55.2 | 410.5 | 55,800 | 56,700 | 190 |
| 195 | 48.8 | 395.3 | 47,300 | 47,300 | 50.8 | 400.4 | 50,800 | 50,800 | 53.8 | 406.9 | 53,500 | 55,300 | 195 |
| 200 | 47.3 | 390.7 | 45,600 | 45,600 | 49.4 | 396.1 | 49,000 | 49,000 | 52.4 | 403.0 | 51,400 | 53,600 | 200 |
| 205 | 45.7 | 385.8 | 43,900 | 43,900 | 47.9 | 391.6 | 47,300 | 47,300 | 50.9 | 399.0 | 49,400 | 52,000 | 205 |
| 210 | 44.1 | 380.7 | 42,100 | 42,100 | 46.3 | 386.9 | 45,600 | 45,600 | 49.4 | 394.7 | 47,500 | 50,300 | 210 |
| 215 | 42.5 | 375.3 | 40,400 | 40,400 | 44.7 | 381.9 | 43,700 | 43,700 | 47.9 | 390.2 | 45,700 | 48,600 | 215 |
| 220 | 40.8 | 369.5 | 38,600 | 38,600 | 43.1 | 376.5 | 41,900 | 41,900 | 46.4 | 385.5 | 44,000 | 46,800 | 220 |
| 225 | 39.0 | 363.4 | 36,800 | 36,800 | 41.4 | 370.9 | 40,200 | 40,200 | 44.8 | 380.5 | 42,300 | 45,000 | 225 |
| 230 | 37.2 | 356.9 | 35,100 | 35,100 | 39.7 | 364.9 | 38,300 | 38,300 | 43.2 | 375.2 | 40,700 | 43,200 | 230 |
| 235 | 35.2 | 349.9 | 33,400 | 33,400 | 37.9 | 358.6 | 36,500 | 36,500 | 41.5 | 369.6 | 39,200 | 41,300 | 235 |
| 240 | 33.2 | 342.3 | 31,700 | 31,700 | 36.0 | 351.8 | 34,800 | 34,800 | 39.8 | 363.6 | 37,800 | 39,500 | 240 |
| 245 | 31.1 | 334.2 | 30,000 | 30,000 | 34.0 | 344.4 | 33,000 | 33,000 | 37.9 | 357.3 | 36,400 | 37,700 | 245 |
| 250 | 28.8 | 325.3 | 28,400 | 28,400 | 31.9 | 336.5 | 31,300 | 31,300 | 36.1 | 350.5 | 35,000 | 35,800 | 250 |
| 255 | 26.3 | 315.4 | 26,700 | 26,700 | 29.7 | 327.9 | 29,600 | 29,600 | 34.1 | 343.2 | 33,700 | 34,100 | 255 |
| 260 | 23.6 | 304.3 | 25,200 | 25,200 | 27.3 | 318.4 | 28,000 | 28,000 | 32.0 | 335.3 | 32,300 | 32,300 | 260 |
| 265 | 20.5 | 291.6 | 23,600 | 23,600 | 24.6 | 307.9 | 26,300 | 26,300 | 29.8 | 326.7 | 30,500 | 30,500 | 265 |
| 270 | 16.9 | 276.2 | 22,200 | 22,200 | 21.7 | 295.8 | 24,700 | 24,700 | 27.4 | 317.3 | 28,800 | 28,800 | 270 |
| 280 | 3.1 | 215.7 | 19,700 | 19,700 | 14.2 | 263.7 | 21,800 | 21,800 | 21.9 | 294.8 | 25,500 | 25,500 | 280 |
| 290 | | | | | | | | | 14.4 | 263.1 | 22,400 | 22,400 | 290 |
| 300 | | | | | | | | | | | | | 300 |
| 310 | | | | | | | | | | | | | 310 |
| 320 | | | | | | | | | | | | | 320 |
| 330 | | | | | | | | | | | | | 330 |
| 340 | | | | | | | | | | | | | 340 |

MLC300 VPC-MAX S-1

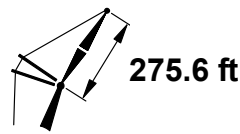
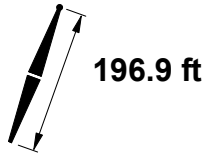
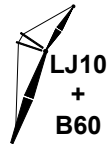
ASME B30.5



| ft | 75° | | | | 70° | | | | 65° | | | | ft |
|-----|------|-------|--------|--------|------|-------|--------|--------|------|-------|--------|--------|-----|
| | ft | ft | lb | lb | ft | ft | lb | lb | ft | ft | lb | lb | |
| 100 | | | | | | | | | | | | | 100 |
| 105 | | | | | | | | | | | | | 105 |
| 110 | | | | | | | | | | | | | 110 |
| 115 | | | | | | | | | | | | | 115 |
| 120 | | | | | | | | | | | | | 120 |
| 125 | | | | | | | | | | | | | 125 |
| 130 | | | | | | | | | | | | | 130 |
| 135 | | | | | | | | | | | | | 135 |
| 140 | | | | | | | | | | | | | 140 |
| 145 | | | | | | | | | | | | | 145 |
| 150 | | | | | | | | | | | | | 150 |
| 155 | | | | | | | | | | | | | 155 |
| 160 | | | | | | | | | | | | | 160 |
| 165 | | | | | | | | | | | | | 165 |
| 170 | | | | | | | | | | | | | 170 |
| 175 | 63.5 | 426.0 | 54,000 | 54,000 | | | | | | | | | 175 |
| 180 | 62.2 | 423.4 | 52,200 | 54,100 | | | | | | | | | 180 |
| 185 | 61.0 | 420.6 | 50,000 | 54,200 | | | | | | | | | 185 |
| 190 | 59.7 | 417.7 | 47,900 | 54,300 | | | | | | | | | 190 |
| 195 | 58.4 | 414.6 | 45,800 | 54,300 | | | | | | | | | 195 |
| 200 | 57.0 | 411.3 | 43,900 | 54,400 | | | | | | | | | 200 |
| 205 | 55.7 | 407.9 | 42,100 | 54,400 | | | | | | | | | 205 |
| 210 | 54.3 | 404.3 | 40,400 | 54,300 | 58.7 | 410.1 | 33,400 | 49,300 | | | | | 210 |
| 215 | 52.9 | 400.6 | 38,800 | 54,300 | 57.4 | 406.9 | 32,000 | 49,700 | | | | | 215 |
| 220 | 51.5 | 396.6 | 37,200 | 53,300 | 56.1 | 403.6 | 30,600 | 50,000 | | | | | 220 |
| 225 | 50.0 | 392.4 | 35,700 | 51,800 | 54.7 | 400.0 | 29,200 | 49,100 | | | | | 225 |
| 230 | 48.5 | 388.0 | 34,300 | 50,200 | 53.3 | 396.3 | 27,900 | 47,500 | | | | | 230 |
| 235 | 47.0 | 383.4 | 32,900 | 48,500 | 51.9 | 392.4 | 26,700 | 46,000 | | | | | 235 |
| 240 | 45.4 | 378.4 | 31,600 | 46,800 | 50.4 | 388.3 | 25,500 | 44,500 | | | | | 240 |
| 245 | 43.8 | 373.3 | 30,300 | 45,100 | 48.9 | 383.9 | 24,400 | 43,100 | 53.6 | 390.2 | 18,600 | 38,600 | 245 |
| 250 | 42.1 | 367.8 | 29,100 | 43,200 | 47.4 | 379.4 | 23,300 | 41,700 | 52.1 | 386.3 | 17,600 | 37,400 | 250 |
| 255 | 40.4 | 361.9 | 27,900 | 41,500 | 45.9 | 374.5 | 22,200 | 40,400 | 50.7 | 382.3 | 16,700 | 36,200 | 255 |
| 260 | 38.6 | 355.7 | 26,800 | 39,600 | 44.3 | 369.4 | 21,200 | 39,200 | 49.2 | 378.0 | 15,800 | 35,000 | 260 |
| 265 | 36.8 | 349.1 | 25,700 | 37,700 | 42.6 | 364.0 | 20,300 | 38,000 | 47.7 | 373.4 | 14,900 | 33,900 | 265 |
| 270 | 34.8 | 342.0 | 24,700 | 35,900 | 40.9 | 358.3 | 19,300 | 36,800 | 46.2 | 368.6 | 14,100 | 32,800 | 270 |
| 280 | 30.6 | 326.1 | 22,700 | 32,300 | 37.3 | 345.7 | 17,600 | 34,600 | 42.9 | 358.3 | 12,500 | 30,800 | 280 |
| 290 | 25.8 | 306.9 | 20,800 | 28,800 | 33.4 | 331.3 | 15,900 | 32,600 | 39.5 | 346.6 | 11,100 | 28,900 | 290 |
| 300 | 19.8 | 282.4 | 19,000 | 25,400 | 29.0 | 314.3 | 14,300 | 30,600 | 35.8 | 333.3 | | 27,100 | 300 |
| 310 | 11.1 | 244.6 | 17,300 | 22,500 | 23.8 | 293.6 | 12,800 | 28,400 | 31.7 | 317.9 | | 25,400 | 310 |
| 320 | | | | | 17.2 | 266.0 | 11,400 | 25,200 | 27.0 | 299.7 | | 23,800 | 320 |
| 330 | | | | | 4.8 | 211.5 | | 22,500 | 21.4 | 276.7 | | 22,400 | 330 |
| 340 | | | | | | | | | 13.7 | 243.8 | | 20,900 | 340 |

MLC300 VPC-MAX S-1

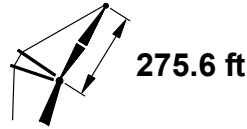
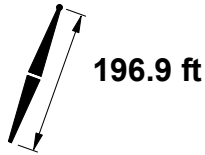
ASME B30.5



| ft | 85° | | | | 83° | | | | 80° | | | | ft |
|-----|------|-------|--------|--------|------|-------|--------|--------|------|-------|--------|--------|-----|
| | ft | lb | lb | lb | ft | lb | lb | lb | ft | lb | lb | lb | |
| 105 | 73.6 | 468.1 | 52,900 | 52,900 | | | | | | | | | 105 |
| 110 | 72.5 | 466.5 | 52,500 | 52,500 | | | | | | | | | 110 |
| 115 | 71.4 | 464.8 | 52,200 | 52,200 | | | | | | | | | 115 |
| 120 | 70.3 | 463.0 | 51,800 | 51,800 | 71.8 | 464.7 | 51,600 | 51,600 | | | | | 120 |
| 125 | 69.2 | 461.1 | 51,400 | 51,400 | 70.7 | 462.9 | 51,300 | 51,300 | | | | | 125 |
| 130 | 68.0 | 459.1 | 51,000 | 51,000 | 69.6 | 461.1 | 51,000 | 51,000 | | | | | 130 |
| 135 | 66.9 | 457.0 | 50,600 | 50,600 | 68.5 | 459.1 | 50,700 | 50,700 | | | | | 135 |
| 140 | 65.8 | 454.7 | 50,200 | 50,200 | 67.3 | 457.0 | 50,400 | 50,400 | | | | | 140 |
| 145 | 64.6 | 452.4 | 49,800 | 49,800 | 66.2 | 454.8 | 50,000 | 50,000 | 68.5 | 457.6 | 49,200 | 49,200 | 145 |
| 150 | 63.5 | 449.9 | 49,300 | 49,300 | 65.1 | 452.5 | 49,700 | 49,700 | 67.4 | 455.5 | 49,000 | 49,000 | 150 |
| 155 | 62.3 | 447.2 | 48,900 | 48,900 | 63.9 | 450.0 | 49,300 | 49,300 | 66.3 | 453.3 | 48,800 | 48,800 | 155 |
| 160 | 61.1 | 444.5 | 48,500 | 48,500 | 62.7 | 447.4 | 48,900 | 48,900 | 65.1 | 450.9 | 48,500 | 48,500 | 160 |
| 165 | 59.9 | 441.6 | 48,100 | 48,100 | 61.5 | 444.7 | 50,300 | 50,300 | 64.0 | 448.5 | 48,300 | 48,300 | 165 |
| 170 | 58.7 | 438.5 | 47,700 | 47,700 | 60.4 | 441.9 | 48,200 | 48,200 | 62.8 | 445.9 | 48,000 | 48,000 | 170 |
| 175 | 57.4 | 435.3 | 47,300 | 47,300 | 59.1 | 438.9 | 47,800 | 47,800 | 61.6 | 443.2 | 47,800 | 47,800 | 175 |
| 180 | 56.2 | 432.0 | 47,000 | 47,000 | 57.9 | 435.8 | 47,500 | 47,500 | 60.4 | 440.4 | 47,500 | 47,500 | 180 |
| 185 | 54.9 | 428.5 | 46,500 | 46,500 | 56.7 | 432.5 | 47,100 | 47,100 | 59.2 | 437.4 | 47,200 | 47,200 | 185 |
| 190 | 53.6 | 424.8 | 46,100 | 46,100 | 55.4 | 429.0 | 46,700 | 46,700 | 58.0 | 434.3 | 46,900 | 46,900 | 190 |
| 195 | 52.3 | 421.0 | 45,800 | 45,800 | 54.1 | 425.4 | 46,400 | 46,400 | 56.7 | 431.0 | 46,600 | 46,600 | 195 |
| 200 | 51.0 | 416.9 | 44,800 | 44,800 | 52.8 | 421.6 | 46,000 | 46,000 | 55.5 | 427.6 | 46,300 | 46,300 | 200 |
| 205 | 49.6 | 412.7 | 43,700 | 43,700 | 51.5 | 417.7 | 45,700 | 45,700 | 54.2 | 424.0 | 46,100 | 46,100 | 205 |
| 210 | 48.2 | 408.2 | 42,600 | 42,600 | 50.1 | 413.5 | 45,400 | 45,400 | 52.9 | 420.2 | 45,800 | 45,800 | 210 |
| 215 | 46.8 | 403.6 | 41,400 | 41,400 | 48.8 | 409.1 | 45,100 | 45,100 | 51.6 | 416.2 | 44,500 | 44,500 | 215 |
| 220 | 45.4 | 398.7 | 40,400 | 40,400 | 47.4 | 404.6 | 44,800 | 44,800 | 50.2 | 412.1 | 42,700 | 45,200 | 220 |
| 225 | 43.9 | 393.5 | 39,400 | 39,400 | 45.9 | 399.7 | 44,500 | 44,500 | 48.8 | 407.7 | 41,100 | 45,000 | 225 |
| 230 | 42.3 | 388.0 | 38,300 | 38,300 | 44.4 | 394.7 | 43,500 | 44,100 | 47.4 | 403.2 | 39,500 | 44,700 | 230 |
| 235 | 40.7 | 382.3 | 37,300 | 37,300 | 42.9 | 389.3 | 41,900 | 43,000 | 46.0 | 398.3 | 38,000 | 44,500 | 235 |
| 240 | 39.1 | 376.2 | 36,400 | 36,400 | 41.3 | 383.7 | 40,400 | 42,000 | 44.5 | 393.3 | 36,600 | 44,200 | 240 |
| 245 | 37.4 | 369.7 | 35,500 | 35,500 | 39.7 | 377.7 | 38,900 | 41,000 | 43.0 | 388.0 | 35,200 | 44,000 | 245 |
| 250 | 35.6 | 362.8 | 34,600 | 34,600 | 38.0 | 371.4 | 37,500 | 39,900 | 41.4 | 382.3 | 33,800 | 43,800 | 250 |
| 255 | 33.8 | 355.4 | 33,700 | 33,700 | 36.3 | 364.6 | 36,100 | 38,900 | 39.8 | 376.4 | 32,600 | 43,200 | 255 |
| 260 | 31.8 | 347.4 | 32,900 | 32,900 | 34.5 | 357.4 | 34,800 | 37,400 | 38.1 | 370.1 | 31,300 | 41,600 | 260 |
| 265 | 29.7 | 338.9 | 32,100 | 32,100 | 32.6 | 349.7 | 33,600 | 35,700 | 36.4 | 363.3 | 30,100 | 39,800 | 265 |
| 270 | 27.5 | 329.5 | 31,500 | 31,500 | 30.5 | 341.4 | 32,300 | 34,100 | 34.6 | 356.2 | 29,000 | 38,100 | 270 |
| 280 | 22.5 | 307.5 | 28,600 | 28,600 | 26.1 | 322.3 | 30,000 | 30,900 | 30.6 | 340.2 | 26,800 | 34,700 | 280 |
| 290 | 16.0 | 277.9 | 25,800 | 25,800 | 20.7 | 298.5 | 27,800 | 28,000 | 26.2 | 321.2 | 24,800 | 31,500 | 290 |
| 300 | | | | | 13.3 | 264.6 | 25,100 | 25,100 | 20.9 | 297.6 | 22,800 | 28,400 | 300 |
| 310 | | | | | | | | | 13.6 | 264.1 | 21,000 | 25,600 | 310 |
| 320 | | | | | | | | | | | | | 320 |
| 330 | | | | | | | | | | | | | 330 |
| 340 | | | | | | | | | | | | | 340 |
| 350 | | | | | | | | | | | | | 350 |
| 360 | | | | | | | | | | | | | 360 |

MLC300 VPC-MAX S-1

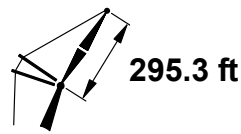
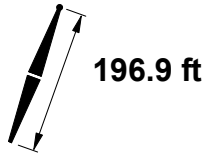
ASME B30.5



| ft | 75° | | | | 70° | | | | 65° | | | | ft |
|-----|------|-------|--------|--------|------|-------|--------|--------|------|-------|--------|--------|-----|
| | ft | ft | lb | lb | ft | ft | lb | lb | ft | ft | lb | lb | |
| 105 | | | | | | | | | | | | | 105 |
| 110 | | | | | | | | | | | | | 110 |
| 115 | | | | | | | | | | | | | 115 |
| 120 | | | | | | | | | | | | | 120 |
| 125 | | | | | | | | | | | | | 125 |
| 130 | | | | | | | | | | | | | 130 |
| 135 | | | | | | | | | | | | | 135 |
| 140 | | | | | | | | | | | | | 140 |
| 145 | | | | | | | | | | | | | 145 |
| 150 | | | | | | | | | | | | | 150 |
| 155 | | | | | | | | | | | | | 155 |
| 160 | | | | | | | | | | | | | 160 |
| 165 | | | | | | | | | | | | | 165 |
| 170 | | | | | | | | | | | | | 170 |
| 175 | | | | | | | | | | | | | 175 |
| 180 | | | | | | | | | | | | | 180 |
| 185 | 63.2 | 443.0 | 44,900 | 44,900 | | | | | | | | | 185 |
| 190 | 62.0 | 440.3 | 44,900 | 44,900 | | | | | | | | | 190 |
| 195 | 60.9 | 437.5 | 44,500 | 44,800 | | | | | | | | | 195 |
| 200 | 59.7 | 434.6 | 42,600 | 44,800 | | | | | | | | | 200 |
| 205 | 58.4 | 431.5 | 40,800 | 44,700 | | | | | | | | | 205 |
| 210 | 57.2 | 428.3 | 39,100 | 44,600 | | | | | | | | | 210 |
| 215 | 55.9 | 424.9 | 37,400 | 44,500 | | | | | | | | | 215 |
| 220 | 54.7 | 421.4 | 35,900 | 44,400 | 58.8 | 427.1 | 29,100 | 40,800 | | | | | 220 |
| 225 | 53.4 | 417.7 | 34,400 | 44,300 | 57.6 | 423.9 | 27,800 | 41,000 | | | | | 225 |
| 230 | 52.1 | 413.8 | 33,000 | 44,100 | 56.3 | 420.6 | 26,500 | 41,200 | | | | | 230 |
| 235 | 50.7 | 409.7 | 31,600 | 44,000 | 55.0 | 417.1 | 25,300 | 41,300 | | | | | 235 |
| 240 | 49.3 | 405.5 | 30,300 | 43,800 | 53.8 | 413.4 | 24,100 | 41,400 | | | | | 240 |
| 245 | 48.0 | 401.0 | 29,000 | 43,700 | 52.4 | 409.6 | 23,000 | 41,500 | | | | | 245 |
| 250 | 46.5 | 396.2 | 27,800 | 43,500 | 51.1 | 405.6 | 21,900 | 40,700 | | | | | 250 |
| 255 | 45.1 | 391.3 | 26,700 | 43,400 | 49.7 | 401.3 | 20,900 | 39,400 | 54.0 | 407.3 | 15,200 | 35,100 | 255 |
| 260 | 43.6 | 386.0 | 25,600 | 42,500 | 48.4 | 396.9 | 19,900 | 38,200 | 52.7 | 403.5 | 14,400 | 33,900 | 260 |
| 265 | 42.0 | 380.5 | 24,500 | 41,200 | 46.9 | 392.3 | 18,900 | 37,000 | 51.4 | 399.5 | 13,500 | 32,800 | 265 |
| 270 | 40.4 | 374.7 | 23,400 | 40,000 | 45.5 | 387.4 | 18,000 | 35,800 | 50.0 | 395.3 | 12,700 | 31,800 | 270 |
| 280 | 37.0 | 362.0 | 21,500 | 37,700 | 42.5 | 376.8 | 16,200 | 33,600 | 47.2 | 386.3 | 11,100 | 29,700 | 280 |
| 290 | 33.4 | 347.5 | 19,600 | 35,500 | 39.2 | 365.0 | 14,600 | 31,600 | 44.3 | 376.4 | | 27,900 | 290 |
| 300 | 29.3 | 330.7 | 17,900 | 33,400 | 35.8 | 351.7 | 13,100 | 29,700 | 41.2 | 365.3 | | 26,100 | 300 |
| 310 | 24.6 | 310.5 | 16,300 | 31,100 | 32.0 | 336.4 | 11,600 | 27,900 | 37.9 | 353.0 | | 24,500 | 310 |
| 320 | 18.9 | 284.7 | 14,700 | 28,100 | 27.7 | 318.6 | 10,200 | 26,300 | 34.3 | 338.9 | | 22,900 | 320 |
| 330 | 10.3 | 244.5 | 13,200 | 25,200 | 22.8 | 296.8 | | 24,700 | 30.3 | 322.7 | | 21,400 | 330 |
| 340 | | | | | 16.4 | 267.7 | | 23,200 | 25.8 | 303.5 | | 20,100 | 340 |
| 350 | | | | | 3.5 | 207.0 | | 21,600 | 20.4 | 279.4 | | 18,700 | 350 |
| 360 | | | | | | | | | 12.8 | 244.6 | | 17,500 | 360 |

MLC300 VPC-MAX S-1

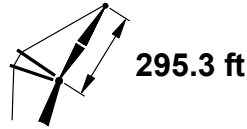
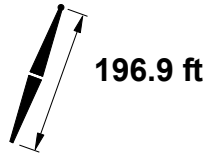
ASME B30.5



| ft | 85° | | | | 83° | | | | 80° | | | | ft |
|-----|------|-------|--------|--------|------|-------|--------|--------|------|-------|--------|--------|-----|
| | ft | lb | lb | lb | ft | lb | lb | lb | ft | lb | lb | lb | |
| 110 | 73.7 | 487.2 | 44,700 | 44,700 | | | | | | | | | 110 |
| 115 | 72.7 | 485.6 | 44,300 | 44,300 | | | | | | | | | 115 |
| 120 | 71.6 | 483.9 | 44,000 | 44,000 | | | | | | | | | 120 |
| 125 | 70.6 | 482.2 | 43,600 | 43,600 | | | | | | | | | 125 |
| 130 | 69.6 | 480.3 | 43,200 | 43,200 | 71.0 | 482.0 | 43,200 | 43,200 | | | | | 130 |
| 135 | 68.5 | 478.3 | 42,800 | 42,800 | 70.0 | 480.2 | 42,800 | 42,800 | | | | | 135 |
| 140 | 67.5 | 476.3 | 42,400 | 42,400 | 68.9 | 478.3 | 42,500 | 42,500 | | | | | 140 |
| 145 | 66.4 | 474.1 | 42,000 | 42,000 | 67.9 | 476.3 | 42,200 | 42,200 | | | | | 145 |
| 150 | 65.4 | 471.8 | 41,600 | 41,600 | 66.8 | 474.1 | 41,800 | 41,800 | 69.0 | 476.8 | 41,200 | 41,200 | 150 |
| 155 | 64.3 | 469.4 | 41,200 | 41,200 | 65.8 | 471.9 | 41,500 | 41,500 | 67.9 | 474.7 | 40,900 | 40,900 | 155 |
| 160 | 63.2 | 466.8 | 40,800 | 40,800 | 64.7 | 469.5 | 41,100 | 41,100 | 66.9 | 472.6 | 40,700 | 40,700 | 160 |
| 165 | 62.1 | 464.2 | 40,300 | 40,300 | 63.6 | 467.0 | 40,700 | 40,700 | 65.8 | 470.3 | 40,500 | 40,500 | 165 |
| 170 | 61.0 | 461.4 | 40,000 | 40,000 | 62.5 | 464.4 | 40,400 | 40,400 | 64.7 | 468.0 | 40,200 | 40,200 | 170 |
| 175 | 59.9 | 458.5 | 39,600 | 39,600 | 61.4 | 461.7 | 40,000 | 40,000 | 63.7 | 465.5 | 39,900 | 39,900 | 175 |
| 180 | 58.7 | 455.5 | 39,200 | 39,200 | 60.3 | 458.8 | 39,600 | 39,600 | 62.6 | 462.9 | 39,600 | 39,600 | 180 |
| 185 | 57.6 | 452.3 | 38,800 | 38,800 | 59.2 | 455.8 | 39,300 | 39,300 | 61.5 | 460.2 | 39,300 | 39,300 | 185 |
| 190 | 56.4 | 449.0 | 38,400 | 38,400 | 58.0 | 452.7 | 38,900 | 38,900 | 60.4 | 457.3 | 39,000 | 39,000 | 190 |
| 195 | 55.2 | 445.5 | 38,100 | 38,100 | 56.9 | 449.5 | 38,600 | 38,600 | 59.2 | 454.4 | 41,600 | 41,600 | 195 |
| 200 | 54.0 | 441.9 | 37,700 | 37,700 | 55.7 | 446.1 | 38,200 | 38,200 | 58.1 | 451.3 | 38,400 | 38,400 | 200 |
| 205 | 52.8 | 438.1 | 37,400 | 37,400 | 54.5 | 442.5 | 37,900 | 37,900 | 56.9 | 448.0 | 38,200 | 38,200 | 205 |
| 210 | 51.6 | 434.2 | 37,000 | 37,000 | 53.3 | 438.8 | 37,600 | 37,600 | 55.7 | 444.6 | 37,900 | 37,900 | 210 |
| 215 | 50.3 | 430.0 | 36,700 | 36,700 | 52.1 | 434.9 | 37,200 | 37,200 | 54.6 | 441.0 | 37,600 | 37,600 | 215 |
| 220 | 49.0 | 425.7 | 36,400 | 36,400 | 50.8 | 430.8 | 36,900 | 36,900 | 53.3 | 437.3 | 37,300 | 37,300 | 220 |
| 225 | 47.7 | 421.2 | 36,100 | 36,100 | 49.5 | 426.6 | 36,600 | 36,600 | 52.1 | 433.5 | 37,000 | 37,000 | 225 |
| 230 | 46.4 | 416.4 | 35,400 | 35,400 | 48.2 | 422.1 | 36,300 | 36,300 | 50.9 | 429.4 | 36,700 | 36,700 | 230 |
| 235 | 45.0 | 411.5 | 34,600 | 34,600 | 46.9 | 417.5 | 36,000 | 36,000 | 49.6 | 425.2 | 36,400 | 36,500 | 235 |
| 240 | 43.6 | 406.3 | 33,700 | 33,700 | 45.6 | 412.6 | 35,800 | 35,800 | 48.3 | 420.7 | 35,000 | 36,200 | 240 |
| 245 | 42.2 | 400.8 | 32,900 | 32,900 | 44.2 | 407.5 | 35,500 | 35,500 | 47.0 | 416.1 | 33,600 | 35,900 | 245 |
| 250 | 40.7 | 395.0 | 32,100 | 32,100 | 42.7 | 402.1 | 35,300 | 35,300 | 45.6 | 411.2 | 32,300 | 35,700 | 250 |
| 255 | 39.2 | 388.9 | 31,400 | 31,400 | 41.3 | 396.4 | 34,700 | 35,000 | 44.2 | 406.1 | 31,000 | 35,500 | 255 |
| 260 | 37.6 | 382.5 | 30,600 | 30,600 | 39.8 | 390.4 | 33,400 | 34,800 | 42.8 | 400.7 | 29,800 | 35,200 | 260 |
| 265 | 36.0 | 375.7 | 29,900 | 29,900 | 38.2 | 384.1 | 32,100 | 34,500 | 41.3 | 395.1 | 28,600 | 35,000 | 265 |
| 270 | 34.2 | 368.4 | 29,200 | 29,200 | 36.6 | 377.5 | 30,900 | 33,700 | 39.8 | 389.1 | 27,500 | 34,800 | 270 |
| 280 | 30.6 | 352.3 | 28,000 | 28,000 | 33.1 | 362.8 | 28,600 | 31,800 | 36.7 | 376.2 | 25,300 | 34,500 | 280 |
| 290 | 26.4 | 333.5 | 25,500 | 25,500 | 29.3 | 346.0 | 26,500 | 28,800 | 33.2 | 361.6 | 23,300 | 32,200 | 290 |
| 300 | 21.6 | 310.4 | 22,400 | 22,400 | 25.0 | 326.0 | 24,500 | 25,600 | 29.4 | 344.8 | 21,400 | 29,600 | 300 |
| 310 | 15.2 | 279.3 | 19,300 | 19,300 | 19.8 | 301.1 | 22,400 | 22,400 | 25.1 | 324.9 | 19,600 | 27,200 | 310 |
| 320 | | | | | 12.6 | 265.3 | 19,200 | 19,200 | 19.9 | 300.2 | 17,900 | 23,900 | 320 |
| 330 | | | | | | | | | 12.8 | 264.9 | 16,300 | 20,600 | 330 |
| 340 | | | | | | | | | | | | | 340 |
| 350 | | | | | | | | | | | | | 350 |
| 360 | | | | | | | | | | | | | 360 |
| 370 | | | | | | | | | | | | | 370 |
| 380 | | | | | | | | | | | | | 380 |

MLC300 VPC-MAX S-1

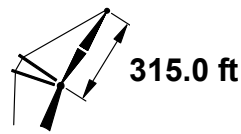
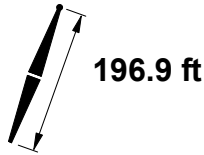
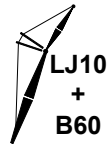
ASME B30.5



| ft | 75° | | | | 70° | | | | 65° | | | |
|-----|------|-------|--------|--------|------|-------|--------|--------|------|-------|--------|-----|
| | ft | lb | lb | lb | ft | lb | lb | lb | ft | lb | lb | ft |
| 110 | | | | | | | | | | | | 110 |
| 115 | | | | | | | | | | | | 115 |
| 120 | | | | | | | | | | | | 120 |
| 125 | | | | | | | | | | | | 125 |
| 130 | | | | | | | | | | | | 130 |
| 135 | | | | | | | | | | | | 135 |
| 140 | | | | | | | | | | | | 140 |
| 145 | | | | | | | | | | | | 145 |
| 150 | | | | | | | | | | | | 150 |
| 155 | | | | | | | | | | | | 155 |
| 160 | | | | | | | | | | | | 160 |
| 165 | | | | | | | | | | | | 165 |
| 170 | | | | | | | | | | | | 170 |
| 175 | | | | | | | | | | | | 175 |
| 180 | | | | | | | | | | | | 180 |
| 185 | | | | | | | | | | | | 185 |
| 190 | | | | | | | | | | | | 190 |
| 195 | 63.0 | 460.0 | 37,200 | 37,200 | | | | | | | | 195 |
| 200 | 61.9 | 457.3 | 37,100 | 37,100 | | | | | | | | 200 |
| 205 | 60.8 | 454.5 | 37,000 | 37,000 | | | | | | | | 205 |
| 210 | 59.6 | 451.6 | 36,800 | 36,800 | | | | | | | | 210 |
| 215 | 58.5 | 448.5 | 35,700 | 36,700 | | | | | | | | 215 |
| 220 | 57.4 | 445.3 | 34,100 | 36,600 | | | | | | | | 220 |
| 225 | 56.2 | 442.0 | 32,600 | 36,400 | | | | | | | | 225 |
| 230 | 55.0 | 438.5 | 31,200 | 36,200 | 58.8 | 444.0 | 24,600 | 33,600 | | | | 230 |
| 235 | 53.8 | 434.8 | 29,900 | 36,000 | 57.7 | 440.9 | 23,400 | 33,600 | | | | 235 |
| 240 | 52.6 | 431.0 | 28,600 | 35,900 | 56.5 | 437.6 | 22,300 | 33,700 | | | | 240 |
| 245 | 51.3 | 427.0 | 27,300 | 35,700 | 55.3 | 434.1 | 21,200 | 33,700 | | | | 245 |
| 250 | 50.1 | 422.8 | 26,100 | 35,500 | 54.1 | 430.5 | 20,100 | 33,700 | | | | 250 |
| 255 | 48.8 | 418.5 | 25,000 | 35,300 | 52.9 | 426.7 | 19,100 | 33,700 | | | | 255 |
| 260 | 47.5 | 413.9 | 23,900 | 35,200 | 51.7 | 422.8 | 18,100 | 33,700 | | | | 260 |
| 265 | 46.1 | 409.1 | 22,800 | 35,000 | 50.4 | 418.7 | 17,100 | 33,700 | | | | 265 |
| 270 | 44.8 | 404.1 | 21,800 | 34,800 | 49.2 | 414.4 | 16,200 | 33,600 | 53.2 | 420.7 | 30,400 | 270 |
| 280 | 41.9 | 393.3 | 19,900 | 34,500 | 46.5 | 405.1 | 14,500 | 32,400 | 50.7 | 412.7 | 28,400 | 280 |
| 290 | 38.9 | 381.3 | 18,000 | 34,200 | 43.8 | 395.0 | 12,900 | 30,400 | 48.1 | 403.9 | 26,500 | 290 |
| 300 | 35.6 | 367.9 | 16,400 | 32,300 | 40.8 | 383.8 | 11,400 | 28,500 | 45.4 | 394.3 | 24,800 | 300 |
| 310 | 32.1 | 352.6 | 14,800 | 30,400 | 37.7 | 371.3 | 10,000 | 26,700 | 42.6 | 383.8 | 23,100 | 310 |
| 320 | 28.2 | 335.0 | 13,300 | 28,600 | 34.4 | 357.3 | | 25,100 | 39.6 | 372.1 | 21,600 | 320 |
| 330 | 23.6 | 313.9 | 11,800 | 26,700 | 30.7 | 341.3 | | 23,500 | 36.4 | 359.0 | 20,200 | 330 |
| 340 | 18.0 | 286.8 | 10,400 | 24,100 | 26.6 | 322.6 | | 22,000 | 33.0 | 344.3 | 18,800 | 340 |
| 350 | 9.5 | 244.2 | | 21,500 | 21.8 | 299.8 | | 20,600 | 29.1 | 327.3 | 17,500 | 350 |
| 360 | | | | | 15.5 | 269.2 | | 19,300 | 24.8 | 307.1 | 16,300 | 360 |
| 370 | | | | | 1.6 | 198.1 | | 17,900 | 19.5 | 281.8 | 15,100 | 370 |
| 380 | | | | | | | | | 12.1 | 245.1 | 14,000 | 380 |

MLC300 VPC-MAX S-1

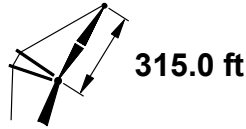
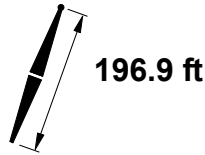
ASME B30.5



| ft | 85° | | | | 83° | | | | 80° | | | | ft |
|-----|------|-------|--------|--------|------|-------|--------|--------|------|-------|--------|--------|-----|
| | ft | lb | lb | lb | ft | lb | lb | lb | ft | lb | lb | lb | |
| 115 | 73.8 | 506.2 | 37,700 | 37,700 | | | | | | | | | 115 |
| 120 | 72.8 | 504.7 | 37,300 | 37,300 | | | | | | | | | 120 |
| 125 | 71.9 | 503.0 | 36,900 | 36,900 | | | | | | | | | 125 |
| 130 | 70.9 | 501.3 | 36,500 | 36,500 | | | | | | | | | 130 |
| 135 | 69.9 | 499.5 | 36,100 | 36,100 | 71.3 | 501.2 | 36,200 | 36,200 | | | | | 135 |
| 140 | 69.0 | 497.5 | 35,700 | 35,700 | 70.3 | 499.4 | 35,800 | 35,800 | | | | | 140 |
| 145 | 68.0 | 495.5 | 35,300 | 35,300 | 69.3 | 497.5 | 35,500 | 35,500 | | | | | 145 |
| 150 | 67.0 | 493.4 | 34,900 | 34,900 | 68.4 | 495.5 | 35,100 | 35,100 | | | | | 150 |
| 155 | 66.0 | 491.2 | 34,500 | 34,500 | 67.4 | 493.4 | 34,800 | 34,800 | | | | | 155 |
| 160 | 65.0 | 488.8 | 34,100 | 34,100 | 66.4 | 491.2 | 34,400 | 34,400 | 68.4 | 493.9 | 34,100 | 34,100 | 160 |
| 165 | 64.0 | 486.4 | 33,700 | 33,700 | 65.4 | 488.9 | 34,000 | 34,000 | 67.4 | 491.9 | 33,800 | 33,800 | 165 |
| 170 | 63.0 | 483.8 | 33,300 | 33,300 | 64.4 | 486.5 | 33,700 | 33,700 | 66.4 | 489.7 | 33,600 | 33,600 | 170 |
| 175 | 61.9 | 481.2 | 32,900 | 32,900 | 63.4 | 484.0 | 33,300 | 33,300 | 65.4 | 487.4 | 33,300 | 33,300 | 175 |
| 180 | 60.9 | 478.4 | 32,500 | 32,500 | 62.3 | 481.4 | 32,900 | 32,900 | 64.4 | 485.0 | 33,000 | 33,000 | 180 |
| 185 | 59.8 | 475.5 | 32,200 | 32,200 | 61.3 | 478.6 | 32,600 | 32,600 | 63.4 | 482.5 | 32,700 | 32,700 | 185 |
| 190 | 58.8 | 472.4 | 31,800 | 31,800 | 60.2 | 475.8 | 32,200 | 32,200 | 62.4 | 479.9 | 32,400 | 32,400 | 190 |
| 195 | 57.7 | 469.3 | 31,400 | 31,400 | 59.2 | 472.8 | 31,900 | 31,900 | 61.3 | 477.1 | 32,100 | 32,100 | 195 |
| 200 | 56.6 | 466.0 | 31,100 | 31,100 | 58.1 | 469.7 | 31,500 | 31,500 | 60.3 | 474.3 | 31,700 | 31,700 | 200 |
| 205 | 55.5 | 462.6 | 30,700 | 30,700 | 57.0 | 466.5 | 31,200 | 31,200 | 59.2 | 471.3 | 31,400 | 31,400 | 205 |
| 210 | 54.4 | 459.0 | 30,400 | 30,400 | 55.9 | 463.1 | 30,900 | 30,900 | 58.2 | 468.2 | 31,100 | 31,100 | 210 |
| 215 | 53.3 | 455.3 | 30,100 | 30,100 | 54.8 | 459.6 | 30,500 | 30,500 | 57.1 | 465.0 | 30,800 | 30,800 | 215 |
| 220 | 52.1 | 451.4 | 29,800 | 29,800 | 53.7 | 455.9 | 30,200 | 30,200 | 56.0 | 461.6 | 30,500 | 30,500 | 220 |
| 225 | 50.9 | 447.3 | 29,500 | 29,500 | 52.5 | 452.1 | 29,900 | 29,900 | 54.9 | 458.1 | 30,200 | 30,200 | 225 |
| 230 | 49.7 | 443.1 | 29,200 | 29,200 | 51.4 | 448.1 | 29,600 | 29,600 | 53.7 | 454.4 | 29,900 | 29,900 | 230 |
| 235 | 48.5 | 438.7 | 28,900 | 28,900 | 50.2 | 443.9 | 29,300 | 29,300 | 52.6 | 450.6 | 29,600 | 29,600 | 235 |
| 240 | 47.3 | 434.1 | 28,600 | 28,600 | 49.0 | 439.6 | 29,000 | 29,000 | 51.4 | 446.7 | 29,300 | 29,300 | 240 |
| 245 | 46.0 | 429.3 | 28,300 | 28,300 | 47.8 | 435.1 | 28,700 | 28,700 | 50.3 | 442.5 | 29,100 | 29,100 | 245 |
| 250 | 44.8 | 424.3 | 28,100 | 28,100 | 46.5 | 430.3 | 28,500 | 28,500 | 49.1 | 438.2 | 28,800 | 28,800 | 250 |
| 255 | 43.4 | 419.0 | 27,800 | 27,800 | 45.2 | 425.4 | 28,200 | 28,200 | 47.8 | 433.7 | 28,500 | 28,500 | 255 |
| 260 | 42.1 | 413.5 | 27,600 | 27,600 | 43.9 | 420.2 | 28,000 | 28,000 | 46.6 | 429.0 | 28,300 | 28,300 | 260 |
| 265 | 40.7 | 407.7 | 27,400 | 27,400 | 42.6 | 414.8 | 27,700 | 27,700 | 45.3 | 424.0 | 27,300 | 28,100 | 265 |
| 270 | 39.3 | 401.7 | 26,900 | 26,900 | 41.2 | 409.2 | 27,500 | 27,500 | 44.0 | 418.9 | 26,100 | 27,800 | 270 |
| 280 | 36.3 | 388.5 | 25,700 | 25,700 | 38.3 | 396.9 | 27,100 | 27,100 | 41.3 | 407.8 | 24,000 | 27,400 | 280 |
| 290 | 33.0 | 373.8 | 23,400 | 23,400 | 35.3 | 383.3 | 25,200 | 26,700 | 38.4 | 395.6 | 22,000 | 27,000 | 290 |
| 300 | 29.4 | 356.9 | 19,500 | 19,500 | 31.9 | 368.0 | 23,300 | 23,700 | 35.3 | 382.0 | 20,100 | 26,700 | 300 |
| 310 | 25.4 | 337.2 | 15,400 | 15,400 | 28.2 | 350.3 | 19,400 | 19,400 | 32.0 | 366.7 | 18,400 | 26,000 | 310 |
| 320 | 20.7 | 313.1 | 11,500 | 11,500 | 24.0 | 329.5 | 15,000 | 15,000 | 28.3 | 349.2 | 16,700 | 21,300 | 320 |
| 330 | | | | | 19.0 | 303.4 | 11,000 | 11,000 | 24.2 | 328.4 | 15,200 | 16,600 | 330 |
| 340 | | | | | | | | | 19.1 | 302.5 | 12,100 | 12,100 | 340 |
| 350 | | | | | | | | | | | | | 350 |
| 360 | | | | | | | | | | | | | 360 |
| 370 | | | | | | | | | | | | | 370 |
| 380 | | | | | | | | | | | | | 380 |
| 390 | | | | | | | | | | | | | 390 |
| 400 | | | | | | | | | | | | | 400 |

MLC300 VPC-MAX S-1

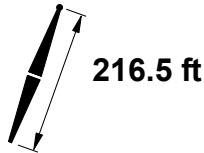
ASME B30.5



| ft | 75° | | | | 70° | | | | 65° | | | | ft |
|-----|------|-------|--------|--------|------|-------|--------|--------|------|-------|--------|--|-----|
| | ft | lb | lb | lb | ft | lb | lb | lb | ft | lb | lb | | |
| 115 | | | | | | | | | | | | | 115 |
| 120 | | | | | | | | | | | | | 120 |
| 125 | | | | | | | | | | | | | 125 |
| 130 | | | | | | | | | | | | | 130 |
| 135 | | | | | | | | | | | | | 135 |
| 140 | | | | | | | | | | | | | 140 |
| 145 | | | | | | | | | | | | | 145 |
| 150 | | | | | | | | | | | | | 150 |
| 155 | | | | | | | | | | | | | 155 |
| 160 | | | | | | | | | | | | | 160 |
| 165 | | | | | | | | | | | | | 165 |
| 170 | | | | | | | | | | | | | 170 |
| 175 | | | | | | | | | | | | | 175 |
| 180 | | | | | | | | | | | | | 180 |
| 185 | | | | | | | | | | | | | 185 |
| 190 | | | | | | | | | | | | | 190 |
| 195 | | | | | | | | | | | | | 195 |
| 200 | 63.8 | 479.5 | 30,600 | 30,600 | | | | | | | | | 200 |
| 205 | 62.8 | 476.9 | 30,400 | 30,400 | | | | | | | | | 205 |
| 210 | 61.7 | 474.3 | 30,300 | 30,300 | | | | | | | | | 210 |
| 215 | 60.7 | 471.4 | 30,100 | 30,100 | | | | | | | | | 215 |
| 220 | 59.6 | 468.5 | 29,900 | 29,900 | | | | | | | | | 220 |
| 225 | 58.6 | 465.5 | 29,800 | 29,800 | | | | | | | | | 225 |
| 230 | 57.5 | 462.3 | 29,600 | 29,600 | | | | | | | | | 230 |
| 235 | 56.4 | 459.0 | 28,400 | 29,400 | | | | | | | | | 235 |
| 240 | 55.3 | 455.5 | 27,100 | 29,200 | 58.9 | 461.0 | 20,700 | 27,300 | | | | | 240 |
| 245 | 54.2 | 451.9 | 25,900 | 29,000 | 57.8 | 457.8 | 19,600 | 27,300 | | | | | 245 |
| 250 | 53.0 | 448.1 | 24,700 | 28,800 | 56.7 | 454.6 | 18,600 | 27,300 | | | | | 250 |
| 255 | 51.9 | 444.2 | 23,600 | 28,500 | 55.6 | 451.1 | 17,600 | 27,300 | | | | | 255 |
| 260 | 50.7 | 440.1 | 22,500 | 28,300 | 54.5 | 447.6 | 16,600 | 27,200 | | | | | 260 |
| 265 | 49.5 | 435.9 | 21,400 | 28,100 | 53.4 | 443.9 | 15,700 | 27,100 | | | | | 265 |
| 270 | 48.3 | 431.4 | 20,400 | 27,900 | 52.2 | 440.0 | 14,800 | 27,100 | | | | | 270 |
| 280 | 45.8 | 422.0 | 18,500 | 27,500 | 49.9 | 431.8 | 13,000 | 26,900 | 53.6 | 437.8 | 24,600 | | 280 |
| 290 | 43.2 | 411.6 | 16,700 | 27,200 | 47.4 | 422.8 | 11,400 | 26,700 | 51.3 | 429.9 | 24,800 | | 290 |
| 300 | 40.4 | 400.2 | 15,000 | 26,800 | 44.9 | 413.0 | | 26,400 | 48.9 | 421.4 | 23,700 | | 300 |
| 310 | 37.5 | 387.6 | 13,400 | 26,500 | 42.2 | 402.3 | | 25,700 | 46.4 | 412.1 | 22,000 | | 310 |
| 320 | 34.3 | 373.5 | 11,900 | 26,300 | 39.4 | 390.5 | | 24,000 | 43.8 | 402.0 | 20,500 | | 320 |
| 330 | 30.9 | 357.6 | 10,500 | 25,600 | 36.4 | 377.4 | | 22,500 | 41.1 | 390.8 | 19,100 | | 330 |
| 340 | 27.1 | 339.1 | | 22,400 | 33.2 | 362.7 | | 21,000 | 38.2 | 378.5 | 17,800 | | 340 |
| 350 | 22.7 | 317.1 | | 17,100 | 29.6 | 346.0 | | 19,700 | 35.1 | 364.8 | 16,500 | | 350 |
| 360 | 17.2 | 288.7 | | 12,300 | 25.6 | 326.4 | | 18,400 | 31.8 | 349.4 | 15,300 | | 360 |
| 370 | | | | | 20.9 | 302.6 | | 17,000 | 28.0 | 331.6 | 14,200 | | 370 |
| 380 | | | | | 14.8 | 270.5 | | 12,100 | 23.8 | 310.6 | 13,100 | | 380 |
| 390 | | | | | | | | | 18.7 | 284.1 | 12,000 | | 390 |
| 400 | | | | | | | | | 11.4 | 245.4 | 11,000 | | 400 |

MLC300 VPC-MAX S-1

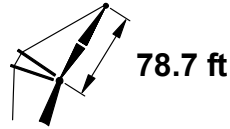
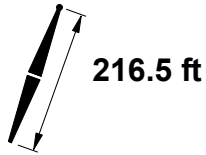
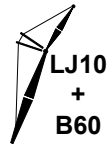
ASME B30.5



| ft | 85° | | | | 83° | | | | 80° | | | | ft |
|-----|------|-------|-----------|-----------|------|-------|-----------|-----------|------|-------|-----------|-----------|-----|
| | ft | lb | lb | lb | ft | lb | lb | lb | ft | lb | lb | lb | |
| 55 | 70.5 | 297.5 | 240,800 d | 240,800 d | | | | | | | | | 55 |
| 60 | 66.5 | 295.3 | 223,200 c | 223,200 c | | | | | | | | | 60 |
| 65 | 62.4 | 292.7 | 204,700 b | 204,700 b | 68.6 | 295.6 | 233,700 c | 233,700 c | | | | | 65 |
| 70 | 58.1 | 289.6 | 189,300 b | 189,300 b | 64.5 | 293.2 | 223,900 c | 223,900 c | | | | | 70 |
| 75 | 53.6 | 285.9 | 176,200 b | 176,200 b | 60.4 | 290.4 | 211,700 b | 211,700 b | | | | | 75 |
| 80 | 48.8 | 281.6 | 165,000 | 165,000 | 56.0 | 287.0 | 195,800 b | 195,800 b | 65.6 | 292.0 | 189,300 c | 221,900 c | 80 |
| 85 | 43.6 | 276.4 | 155,500 | 155,500 | 51.3 | 283.0 | 182,400 | 182,400 | 61.4 | 289.3 | 175,500 b | 212,700 b | 85 |
| 90 | 37.8 | 270.2 | 147,600 | 147,600 | 46.3 | 278.3 | 171,000 | 171,000 | 57.1 | 286.1 | 163,500 b | 203,400 b | 90 |
| 95 | 31.0 | 262.3 | 141,100 | 141,100 | 40.9 | 272.7 | 160,000 | 161,400 | 52.5 | 282.3 | 152,900 | 193,100 | 95 |
| 100 | 22.2 | 251.3 | 136,400 | 136,400 | 34.6 | 265.7 | 150,100 | 153,300 | 47.7 | 277.8 | 143,500 | 181,300 | 100 |
| 105 | | | | | 27.1 | 256.6 | 141,200 | 146,800 | 42.3 | 272.4 | 135,000 | 170,900 | 105 |
| 110 | | | | | 16.2 | 242.6 | 133,000 | 142,600 | 36.3 | 265.9 | 127,400 | 161,400 | 110 |
| 115 | | | | | | | | | 29.2 | 257.4 | 120,400 | 152,800 | 115 |
| 120 | | | | | | | | | 19.6 | 245.3 | 114,000 | 144,900 | 120 |
| 125 | | | | | | | | | | | | | 125 |
| 130 | | | | | | | | | | | | | 130 |
| 135 | | | | | | | | | | | | | 135 |
| 140 | | | | | | | | | | | | | 140 |
| 145 | | | | | | | | | | | | | 145 |
| 150 | | | | | | | | | | | | | 150 |
| 155 | | | | | | | | | | | | | 155 |
| 160 | | | | | | | | | | | | | 160 |
| 165 | | | | | | | | | | | | | 165 |
| 170 | | | | | | | | | | | | | 170 |
| 175 | | | | | | | | | | | | | 175 |

MLC300 VPC-MAX S-1

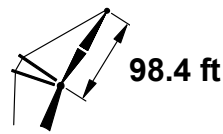
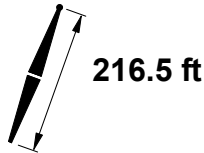
ASME B30.5



| ft | 75° | | | | 70° | | | | 65° | | | | ft |
|-----|------|-------|-----------|-----------|------|-------|----------|-----------|------|-------|--------|--------|-----|
| | ft | ft | lb | lb | ft | ft | lb | lb | ft | ft | lb | lb | |
| 55 | | | | | | | | | | | | | 55 |
| 60 | | | | | | | | | | | | | 60 |
| 65 | | | | | | | | | | | | | 65 |
| 70 | | | | | | | | | | | | | 70 |
| 75 | | | | | | | | | | | | | 75 |
| 80 | | | | | | | | | | | | | 80 |
| 85 | | | | | | | | | | | | | 85 |
| 90 | | | | | | | | | | | | | 90 |
| 95 | | | | | | | | | | | | | 95 |
| 100 | | | | | | | | | | | | | 100 |
| 105 | | | | | | | | | | | | | 105 |
| 110 | 60.2 | 284.1 | 124,400 b | 160,300 b | | | | | | | | | 110 |
| 115 | 51.1 | 276.8 | 111,100 | 143,500 | | | | | | | | | 115 |
| 120 | 46.1 | 272.0 | 105,300 | 136,200 | | | | | | | | | 120 |
| 125 | 40.6 | 266.4 | 100,000 | 129,500 | 58.5 | 277.0 | 90,800 b | 121,000 b | | | | | 125 |
| 130 | 34.4 | 259.3 | 95,100 | 123,400 | 54.1 | 273.4 | 86,400 | 115,300 | | | | | 130 |
| 135 | 26.7 | 250.1 | 90,500 | 117,700 | 49.3 | 269.2 | 82,400 | 110,100 | | | | | 135 |
| 140 | 15.6 | 235.7 | 86,200 | 112,300 | 44.1 | 264.1 | 78,600 | 105,200 | | | | | 140 |
| 145 | | | | | 38.3 | 258.0 | 75,000 | 100,700 | | | | | 145 |
| 150 | | | | | 31.7 | 250.3 | 71,600 | 96,400 | 51.7 | 264.0 | 63,200 | 89,800 | 150 |
| 155 | | | | | 23.2 | 239.7 | 68,400 | 92,400 | 46.8 | 259.3 | 60,400 | 86,100 | 155 |
| 160 | | | | | 6.9 | 218.0 | 65,100 | 88,400 | 41.3 | 253.8 | 57,800 | 82,700 | 160 |
| 165 | | | | | | | | | 35.2 | 246.9 | 55,300 | 79,500 | 165 |
| 170 | | | | | | | | | 27.7 | 238.0 | 52,900 | 76,400 | 170 |
| 175 | | | | | | | | | 17.3 | 224.7 | 50,500 | 73,400 | 175 |

MLC300 VPC-MAX S-1

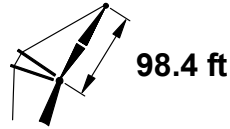
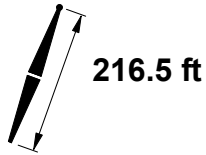
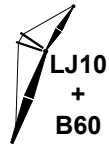
ASME B30.5



| ft | 85° | | | | 83° | | | | 80° | | | | ft |
|-----|------|-------|-----------|-----------|------|-------|-----------|-----------|------|-------|-----------|-----------|-----|
| | ft | lb | lb | lb | ft | lb | lb | lb | ft | lb | lb | lb | |
| 60 | 71.5 | 316.6 | 208,200 c | 208,200 c | | | | | | | | | 60 |
| 65 | 68.3 | 314.6 | 203,100 b | 203,100 b | | | | | | | | | 65 |
| 70 | 65.1 | 312.3 | 187,300 b | 187,300 b | 69.9 | 314.8 | 208,600 c | 208,600 c | | | | | 70 |
| 75 | 61.8 | 309.6 | 173,900 b | 173,900 b | 66.8 | 312.7 | 201,100 b | 201,100 b | | | | | 75 |
| 80 | 58.4 | 306.5 | 162,400 | 162,400 | 63.5 | 310.2 | 193,500 b | 193,500 b | | | | | 80 |
| 85 | 54.9 | 303.0 | 152,500 | 152,500 | 60.2 | 307.3 | 182,500 | 182,500 | 67.6 | 311.4 | 174,300 b | 199,500 b | 85 |
| 90 | 51.1 | 299.0 | 143,900 | 143,900 | 56.7 | 304.0 | 170,300 | 170,300 | 64.4 | 309.0 | 162,300 b | 192,600 b | 90 |
| 95 | 47.2 | 294.5 | 136,300 | 136,300 | 53.1 | 300.3 | 159,300 | 160,000 | 61.0 | 306.3 | 151,800 | 185,500 | 95 |
| 100 | 43.0 | 289.2 | 129,700 | 129,700 | 49.2 | 296.0 | 149,500 | 150,800 | 57.6 | 303.1 | 142,400 | 178,300 | 100 |
| 105 | 38.3 | 283.0 | 124,100 | 124,100 | 45.2 | 291.1 | 140,700 | 143,000 | 54.0 | 299.5 | 134,100 | 169,900 | 105 |
| 110 | 33.1 | 275.6 | 119,400 | 119,400 | 40.8 | 285.4 | 132,800 | 136,200 | 50.2 | 295.4 | 126,500 | 160,600 | 110 |
| 115 | 27.0 | 266.4 | 115,600 | 115,600 | 35.9 | 278.7 | 125,600 | 130,400 | 46.2 | 290.6 | 119,700 | 152,100 | 115 |
| 120 | 19.0 | 253.6 | 113,200 | 113,200 | 30.3 | 270.5 | 119,100 | 125,500 | 41.9 | 285.2 | 113,500 | 144,400 | 120 |
| 125 | | | | | 23.5 | 259.9 | 113,000 | 121,700 | 37.2 | 278.7 | 107,800 | 137,300 | 125 |
| 130 | | | | | 13.4 | 243.4 | 107,400 | 119,600 | 31.8 | 271.0 | 102,500 | 130,800 | 130 |
| 135 | | | | | | | | | 25.4 | 261.2 | 97,700 | 124,800 | 135 |
| 140 | | | | | | | | | 16.6 | 246.9 | 93,100 | 119,200 | 140 |
| 145 | | | | | | | | | | | | | 145 |
| 150 | | | | | | | | | | | | | 150 |
| 155 | | | | | | | | | | | | | 155 |
| 160 | | | | | | | | | | | | | 160 |
| 165 | | | | | | | | | | | | | 165 |
| 170 | | | | | | | | | | | | | 170 |
| 175 | | | | | | | | | | | | | 175 |
| 180 | | | | | | | | | | | | | 180 |
| 185 | | | | | | | | | | | | | 185 |
| 190 | | | | | | | | | | | | | 190 |
| 195 | | | | | | | | | | | | | 195 |

MLC300 VPC-MAX S-1

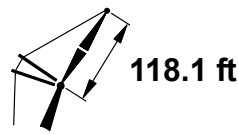
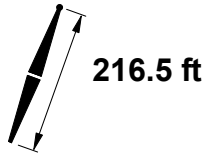
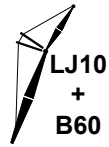
ASME B30.5



| ft | 75° | | | | 70° | | | | 65° | | | | ft |
|-----|------|-------|---------|---------|------|-------|--------|---------|------|-------|--------|--------|-----|
| | ft | ft | lb | lb | ft | ft | lb | lb | ft | ft | lb | lb | |
| 60 | | | | | | | | | | | | | 60 |
| 65 | | | | | | | | | | | | | 65 |
| 70 | | | | | | | | | | | | | 70 |
| 75 | | | | | | | | | | | | | 75 |
| 80 | | | | | | | | | | | | | 80 |
| 85 | | | | | | | | | | | | | 85 |
| 90 | | | | | | | | | | | | | 90 |
| 95 | | | | | | | | | | | | | 95 |
| 100 | | | | | | | | | | | | | 100 |
| 105 | | | | | | | | | | | | | 105 |
| 110 | 63.4 | 304.0 | 116,100 | 150,100 | | | | | | | | | 110 |
| 115 | 60.0 | 301.1 | 109,800 | 142,200 | | | | | | | | | 115 |
| 120 | 56.6 | 297.8 | 104,100 | 135,000 | | | | | | | | | 120 |
| 125 | 52.9 | 294.1 | 98,800 | 128,400 | | | | | | | | | 125 |
| 130 | 49.1 | 289.8 | 94,100 | 122,400 | | | | | | | | | 130 |
| 135 | 45.0 | 284.8 | 89,600 | 116,800 | 58.7 | 294.0 | 80,400 | 108,700 | | | | | 135 |
| 140 | 40.6 | 279.1 | 85,500 | 111,600 | 55.2 | 290.5 | 76,800 | 103,900 | | | | | 140 |
| 145 | 35.7 | 272.3 | 81,700 | 106,900 | 51.5 | 286.6 | 73,300 | 99,400 | | | | | 145 |
| 150 | 30.1 | 264.1 | 78,200 | 102,400 | 47.6 | 282.1 | 70,100 | 95,300 | | | | | 150 |
| 155 | 23.2 | 253.4 | 74,800 | 98,200 | 43.4 | 276.9 | 67,100 | 91,400 | | | | | 155 |
| 160 | 12.8 | 236.3 | 71,600 | 94,100 | 38.8 | 270.8 | 64,200 | 87,800 | 53.4 | 281.2 | 55,900 | 81,300 | 160 |
| 165 | | | | | 33.6 | 263.5 | 61,500 | 84,400 | 49.6 | 277.0 | 53,500 | 78,200 | 165 |
| 170 | | | | | 27.6 | 254.5 | 58,900 | 81,200 | 45.5 | 272.1 | 51,300 | 75,200 | 170 |
| 175 | | | | | 19.9 | 242.2 | 56,400 | 78,100 | 41.1 | 266.5 | 49,100 | 72,400 | 175 |
| 180 | | | | | | | | | 36.3 | 259.9 | 47,100 | 69,800 | 180 |
| 185 | | | | | | | | | 30.8 | 251.8 | 45,100 | 67,300 | 185 |
| 190 | | | | | | | | | 24.1 | 241.5 | 43,200 | 64,900 | 190 |
| 195 | | | | | | | | | 14.5 | 225.8 | 41,300 | 62,500 | 195 |

MLC300 VPC-MAX S-1

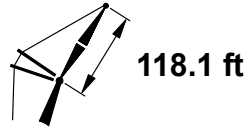
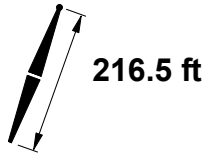
ASME B30.5



| ft | 85° | | | | 83° | | | | 80° | | | | ft |
|-----|------|-------|-----------|-----------|------|-------|-----------|-----------|------|-------|-----------|-----------|-----|
| | ft | lb | lb | lb | ft | lb | lb | lb | ft | lb | lb | lb | |
| 65 | 72.1 | 335.7 | 178,600 b | 178,600 b | | | | | | | | | 65 |
| 70 | 69.5 | 333.8 | 177,400 b | 177,400 b | | | | | | | | | 70 |
| 75 | 66.9 | 331.7 | 172,900 | 172,900 | 70.9 | 334.0 | 179,400 b | 179,400 b | | | | | 75 |
| 80 | 64.2 | 329.3 | 161,200 | 161,200 | 68.2 | 332.0 | 179,100 b | 179,100 b | | | | | 80 |
| 85 | 61.4 | 326.6 | 151,000 | 151,000 | 65.6 | 329.7 | 175,100 | 175,100 | | | | | 85 |
| 90 | 58.6 | 323.5 | 142,100 | 142,100 | 62.9 | 327.1 | 168,600 | 168,600 | 68.9 | 330.7 | 161,400 b | 178,100 b | 90 |
| 95 | 55.7 | 320.1 | 134,300 | 134,300 | 60.1 | 324.2 | 158,600 | 160,500 | 66.3 | 328.5 | 150,900 | 174,400 | 95 |
| 100 | 52.6 | 316.3 | 127,400 | 127,400 | 57.2 | 321.0 | 148,800 | 150,900 | 63.6 | 326.0 | 141,600 | 168,900 | 100 |
| 105 | 49.4 | 312.1 | 121,300 | 121,300 | 54.2 | 317.4 | 140,100 | 142,500 | 60.8 | 323.2 | 133,300 | 163,300 | 105 |
| 110 | 46.1 | 307.3 | 115,800 | 115,800 | 51.1 | 313.4 | 132,200 | 135,100 | 57.9 | 320.1 | 125,800 | 157,700 | 110 |
| 115 | 42.5 | 301.9 | 111,000 | 111,000 | 47.8 | 308.9 | 125,100 | 128,600 | 55.0 | 316.6 | 119,000 | 151,400 | 115 |
| 120 | 38.7 | 295.8 | 106,900 | 106,900 | 44.4 | 303.9 | 118,700 | 122,800 | 51.9 | 312.7 | 112,800 | 143,700 | 120 |
| 125 | 34.5 | 288.7 | 103,300 | 103,300 | 40.7 | 298.2 | 112,800 | 117,700 | 48.7 | 308.3 | 107,200 | 136,700 | 125 |
| 130 | 29.7 | 280.3 | 100,300 | 100,300 | 36.7 | 291.6 | 107,300 | 113,200 | 45.3 | 303.4 | 102,000 | 130,300 | 130 |
| 135 | 24.1 | 269.8 | 97,900 | 97,900 | 32.2 | 283.9 | 102,300 | 109,400 | 41.7 | 297.9 | 97,300 | 124,400 | 135 |
| 140 | | 255.3 | 96,600 | 96,600 | 27.1 | 274.7 | 97,700 | 106,300 | 37.7 | 291.6 | 92,900 | 119,000 | 140 |
| 145 | | | | | 20.8 | 262.7 | 93,300 | 103,900 | 33.4 | 284.2 | 88,800 | 113,900 | 145 |
| 150 | | | | | 11.2 | 243.5 | 89,200 | 103,000 | 28.5 | 275.4 | 84,900 | 109,200 | 150 |
| 155 | | | | | | | | | 22.6 | 264.3 | 81,400 | 104,700 | 155 |
| 160 | | | | | | | | | 14.3 | 248.0 | 77,900 | 100,500 | 160 |
| 165 | | | | | | | | | | | | | 165 |
| 170 | | | | | | | | | | | | | 170 |
| 175 | | | | | | | | | | | | | 175 |
| 180 | | | | | | | | | | | | | 180 |
| 185 | | | | | | | | | | | | | 185 |
| 190 | | | | | | | | | | | | | 190 |
| 195 | | | | | | | | | | | | | 195 |
| 200 | | | | | | | | | | | | | 200 |
| 205 | | | | | | | | | | | | | 205 |
| 210 | | | | | | | | | | | | | 210 |
| 215 | | | | | | | | | | | | | 215 |

MLC300 VPC-MAX S-1

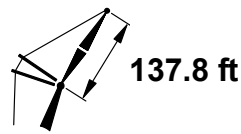
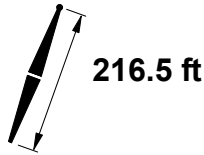
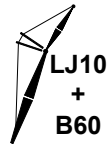
ASME B30.5



| ft | 75° | | | | 70° | | | | 65° | | | | ft |
|-----|------|-------|---------|---------|------|-------|--------|--------|------|-------|--------|--------|-----|
| | ft | ft | lb | lb | ft | ft | lb | lb | ft | ft | lb | lb | |
| 65 | | | | | | | | | | | | | 65 |
| 70 | | | | | | | | | | | | | 70 |
| 75 | | | | | | | | | | | | | 75 |
| 80 | | | | | | | | | | | | | 80 |
| 85 | | | | | | | | | | | | | 85 |
| 90 | | | | | | | | | | | | | 90 |
| 95 | | | | | | | | | | | | | 95 |
| 100 | | | | | | | | | | | | | 100 |
| 105 | | | | | | | | | | | | | 105 |
| 110 | | | | | | | | | | | | | 110 |
| 115 | | | | | | | | | | | | | 115 |
| 120 | 62.7 | 320.9 | 103,100 | 134,000 | | | | | | | | | 120 |
| 125 | 59.9 | 318.0 | 97,900 | 127,500 | | | | | | | | | 125 |
| 130 | 57.1 | 314.8 | 93,200 | 121,500 | | | | | | | | | 130 |
| 135 | 54.1 | 311.2 | 88,800 | 116,000 | | | | | | | | | 135 |
| 140 | 51.0 | 307.2 | 84,800 | 110,900 | | | | | | | | | 140 |
| 145 | 47.7 | 302.7 | 81,000 | 106,100 | 58.9 | 311.0 | 71,900 | 98,400 | | | | | 145 |
| 150 | 44.2 | 297.6 | 77,500 | 101,700 | 55.9 | 307.6 | 68,800 | 94,300 | | | | | 150 |
| 155 | 40.5 | 291.9 | 74,300 | 97,600 | 52.9 | 303.8 | 65,800 | 90,500 | | | | | 155 |
| 160 | 36.5 | 285.3 | 71,200 | 93,800 | 49.7 | 299.6 | 63,000 | 87,000 | | | | | 160 |
| 165 | 32.1 | 277.5 | 68,400 | 90,200 | 46.4 | 294.9 | 60,400 | 83,600 | | | | | 165 |
| 170 | 26.9 | 268.2 | 65,700 | 86,800 | 42.9 | 289.6 | 57,900 | 80,500 | | | | | 170 |
| 175 | 20.5 | 256.0 | 63,100 | 83,600 | 39.0 | 283.5 | 55,600 | 77,500 | 51.3 | 294.3 | 47,800 | 71,500 | 175 |
| 180 | 10.7 | 236.3 | 60,500 | 80,400 | 34.9 | 276.6 | 53,400 | 74,700 | 48.1 | 289.9 | 45,900 | 68,900 | 180 |
| 185 | | | | | 30.2 | 268.3 | 51,300 | 72,100 | 44.7 | 284.9 | 44,000 | 66,500 | 185 |
| 190 | | | | | 24.7 | 258.1 | 49,200 | 69,600 | 41.0 | 279.2 | 42,200 | 64,100 | 190 |
| 195 | | | | | 17.5 | 244.1 | 47,200 | 67,100 | 37.0 | 272.8 | 40,500 | 61,900 | 195 |
| 200 | | | | | | | | | 32.6 | 265.2 | 38,900 | 59,800 | 200 |
| 205 | | | | | | | | | 27.6 | 256.1 | 37,300 | 57,800 | 205 |
| 210 | | | | | | | | | 21.4 | 244.3 | 35,800 | 55,900 | 210 |
| 215 | | | | | | | | | 12.3 | 226.3 | 34,200 | 54,000 | 215 |

MLC300 VPC-MAX S-1


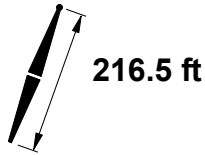
ASME B30.5



| ft | 85° | | | | 83° | | | | 80° | | | | ft |
|-----|------|-------|-----------|-----------|------|-------|---------|---------|------|-------|---------|---------|-----|
| | ft | lb | lb | lb | ft | lb | lb | lb | ft | lb | lb | lb | |
| 70 | 72.6 | 354.8 | 153,300 b | 153,300 b | | | | | | | | | 70 |
| 75 | 70.4 | 353.0 | 152,700 | 152,700 | | | | | | | | | 75 |
| 80 | 68.1 | 351.0 | 151,800 | 151,800 | 71.5 | 353.1 | 153,300 | 153,300 | | | | | 80 |
| 85 | 65.8 | 348.8 | 147,800 | 147,800 | 69.3 | 351.2 | 153,500 | 153,500 | | | | | 85 |
| 90 | 63.5 | 346.3 | 140,600 | 140,600 | 67.0 | 349.1 | 151,900 | 151,900 | | | | | 90 |
| 95 | 61.2 | 343.5 | 132,600 | 132,600 | 64.7 | 346.7 | 146,900 | 146,900 | | | | | 95 |
| 100 | 58.7 | 340.5 | 125,600 | 125,600 | 62.4 | 344.1 | 141,900 | 141,900 | 67.6 | 347.8 | 140,300 | 152,000 | 100 |
| 105 | 56.2 | 337.1 | 119,300 | 119,300 | 60.0 | 341.2 | 136,300 | 136,300 | 65.3 | 345.5 | 132,000 | 148,900 | 105 |
| 110 | 53.6 | 333.5 | 113,700 | 113,700 | 57.5 | 338.0 | 130,500 | 130,500 | 63.0 | 343.0 | 124,500 | 144,300 | 110 |
| 115 | 51.0 | 329.4 | 108,700 | 108,700 | 55.0 | 334.5 | 124,100 | 125,000 | 60.6 | 340.2 | 117,800 | 139,100 | 115 |
| 120 | 48.2 | 325.0 | 104,100 | 104,100 | 52.4 | 330.7 | 117,700 | 119,600 | 58.1 | 337.1 | 111,600 | 133,400 | 120 |
| 125 | 45.3 | 320.1 | 100,100 | 100,100 | 49.6 | 326.5 | 111,800 | 114,500 | 55.6 | 333.7 | 106,000 | 127,800 | 125 |
| 130 | 42.2 | 314.7 | 96,500 | 96,500 | 46.8 | 321.8 | 106,400 | 109,700 | 53.0 | 329.9 | 100,900 | 122,400 | 130 |
| 135 | 38.9 | 308.6 | 93,200 | 93,200 | 43.8 | 316.7 | 101,500 | 105,000 | 50.3 | 325.8 | 96,200 | 117,200 | 135 |
| 140 | 35.4 | 301.7 | 90,400 | 90,400 | 40.6 | 310.9 | 96,900 | 100,600 | 47.5 | 321.3 | 91,800 | 112,300 | 140 |
| 145 | 31.5 | 293.8 | 87,900 | 87,900 | 37.2 | 304.5 | 92,600 | 96,300 | 44.6 | 316.2 | 87,800 | 107,500 | 145 |
| 150 | 27.1 | 284.4 | 85,200 | 85,200 | 33.6 | 297.1 | 88,700 | 92,300 | 41.5 | 310.6 | 84,000 | 102,900 | 150 |
| 155 | 21.8 | 272.8 | 82,600 | 82,600 | 29.4 | 288.6 | 85,000 | 88,500 | 38.1 | 304.4 | 80,500 | 98,500 | 155 |
| 160 | 14.8 | 256.6 | 79,400 | 79,400 | 24.7 | 278.3 | 81,500 | 84,900 | 34.5 | 297.3 | 77,200 | 94,300 | 160 |
| 165 | | | | | 18.7 | 264.9 | 78,200 | 81,500 | 30.5 | 289.1 | 74,200 | 90,400 | 165 |
| 170 | | | | | 9.4 | 243.1 | 75,000 | 78,600 | 26.0 | 279.3 | 71,200 | 86,700 | 170 |
| 175 | | | | | | | | | 20.4 | 266.9 | 68,500 | 83,200 | 175 |
| 180 | | | | | | | | | 12.5 | 248.6 | 65,800 | 80,000 | 180 |
| 185 | | | | | | | | | | | | | 185 |
| 190 | | | | | | | | | | | | | 190 |
| 195 | | | | | | | | | | | | | 195 |
| 200 | | | | | | | | | | | | | 200 |
| 205 | | | | | | | | | | | | | 205 |
| 210 | | | | | | | | | | | | | 210 |
| 215 | | | | | | | | | | | | | 215 |
| 220 | | | | | | | | | | | | | 220 |
| 225 | | | | | | | | | | | | | 225 |
| 230 | | | | | | | | | | | | | 230 |
| 235 | | | | | | | | | | | | | 235 |

MLC300 VPC-MAX S-1

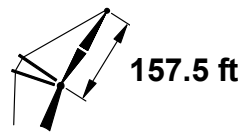
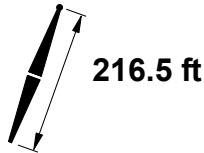
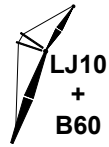
ASME B30.5



| ft | 75° | | | | 70° | | | | 65° | | | | ft | |
|-----|------|-------|--------|---------|------|-------|--------|--------|------|-------|--------|--------|----|-----|
| | ft | ° | ft | lb | ft | ° | ft | lb | ft | ° | ft | lb | | lb |
| 70 | | | | | | | | | | | | | | 70 |
| 75 | | | | | | | | | | | | | | 75 |
| 80 | | | | | | | | | | | | | | 80 |
| 85 | | | | | | | | | | | | | | 85 |
| 90 | | | | | | | | | | | | | | 90 |
| 95 | | | | | | | | | | | | | | 95 |
| 100 | | | | | | | | | | | | | | 100 |
| 105 | | | | | | | | | | | | | | 105 |
| 110 | | | | | | | | | | | | | | 110 |
| 115 | | | | | | | | | | | | | | 115 |
| 120 | | | | | | | | | | | | | | 120 |
| 125 | | | | | | | | | | | | | | 125 |
| 130 | 62.3 | 337.9 | 91,800 | 120,100 | | | | | | | | | | 130 |
| 135 | 59.9 | 335.0 | 87,400 | 114,600 | | | | | | | | | | 135 |
| 140 | 57.4 | 331.8 | 83,400 | 109,500 | | | | | | | | | | 140 |
| 145 | 54.9 | 328.3 | 79,700 | 104,800 | | | | | | | | | | 145 |
| 150 | 52.3 | 324.5 | 76,300 | 100,500 | | | | | | | | | | 150 |
| 155 | 49.5 | 320.2 | 73,100 | 96,400 | 58.9 | 327.9 | 63,800 | 89,100 | | | | | | 155 |
| 160 | 46.7 | 315.5 | 70,100 | 92,600 | 56.5 | 324.6 | 61,100 | 85,500 | | | | | | 160 |
| 165 | 43.7 | 310.4 | 67,200 | 89,100 | 53.9 | 321.0 | 58,500 | 82,200 | | | | | | 165 |
| 170 | 40.5 | 304.6 | 64,600 | 85,800 | 51.2 | 317.0 | 56,100 | 79,100 | | | | | | 170 |
| 175 | 37.1 | 298.1 | 62,000 | 82,600 | 48.5 | 312.6 | 53,800 | 76,200 | | | | | | 175 |
| 180 | 33.4 | 290.7 | 59,600 | 79,700 | 45.6 | 307.7 | 51,600 | 73,500 | | | | | | 180 |
| 185 | 29.3 | 282.1 | 57,300 | 76,900 | 42.5 | 302.3 | 49,600 | 70,900 | 52.6 | 311.6 | 42,000 | 65,000 | | 185 |
| 190 | 24.5 | 271.7 | 55,100 | 74,200 | 39.2 | 296.3 | 47,600 | 68,400 | 49.9 | 307.4 | 40,300 | 62,700 | | 190 |
| 195 | 18.5 | 258.2 | 52,900 | 71,600 | 35.7 | 289.5 | 45,800 | 66,100 | 47.0 | 302.8 | 38,700 | 60,600 | | 195 |
| 200 | 8.8 | 235.6 | 50,700 | 69,100 | 31.9 | 281.7 | 44,000 | 63,900 | 44.1 | 297.7 | 37,100 | 58,500 | | 200 |
| 205 | | | | | 27.5 | 272.5 | 42,300 | 61,700 | 40.9 | 292.0 | 35,600 | 56,600 | | 205 |
| 210 | | | | | 22.4 | 261.1 | 40,600 | 59,700 | 37.5 | 285.6 | 34,200 | 54,700 | | 210 |
| 215 | | | | | 15.6 | 245.6 | 39,000 | 57,700 | 33.9 | 278.3 | 32,800 | 52,900 | | 215 |
| 220 | | | | | | | | | 29.8 | 269.9 | 31,500 | 51,200 | | 220 |
| 225 | | | | | | | | | 25.1 | 259.7 | 30,200 | 49,600 | | 225 |
| 230 | | | | | | | | | 19.3 | 246.7 | 28,900 | 48,000 | | 230 |
| 235 | | | | | | | | | 10.5 | 226.2 | 27,600 | 46,400 | | 235 |

MLC300 VPC-MAX S-1


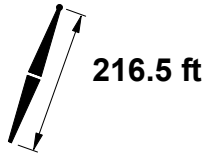
ASME B30.5



| ft | 85° | | | | 83° | | | | 80° | | | | ft |
|-----|------|-------|---------|---------|------|-------|---------|---------|------|-------|---------|---------|-----|
| | ft | lb | lb | lb | ft | lb | lb | lb | ft | lb | lb | lb | |
| 75 | 72.9 | 373.9 | 131,000 | 131,000 | | | | | | | | | 75 |
| 80 | 71.0 | 372.2 | 130,700 | 130,700 | | | | | | | | | 80 |
| 85 | 69.0 | 370.2 | 127,300 | 127,300 | 72.0 | 372.2 | 130,500 | 130,500 | | | | | 85 |
| 90 | 67.1 | 368.1 | 123,300 | 123,300 | 70.0 | 370.4 | 130,200 | 130,200 | | | | | 90 |
| 95 | 65.1 | 365.8 | 119,400 | 119,400 | 68.1 | 368.4 | 126,300 | 126,300 | | | | | 95 |
| 100 | 63.0 | 363.2 | 115,300 | 115,300 | 66.1 | 366.1 | 122,500 | 122,500 | | | | | 100 |
| 105 | 60.9 | 360.5 | 111,200 | 111,200 | 64.1 | 363.7 | 118,700 | 118,700 | 68.6 | 367.1 | 127,100 | 127,100 | 105 |
| 110 | 58.8 | 357.4 | 107,000 | 107,000 | 62.0 | 361.0 | 114,700 | 114,700 | 66.6 | 364.9 | 123,100 | 123,800 | 110 |
| 115 | 56.6 | 354.2 | 102,900 | 102,900 | 59.9 | 358.2 | 110,500 | 110,500 | 64.6 | 362.6 | 116,300 | 120,400 | 115 |
| 120 | 54.4 | 350.6 | 98,800 | 98,800 | 57.8 | 355.0 | 106,300 | 106,300 | 62.5 | 360.0 | 110,200 | 116,700 | 120 |
| 125 | 52.1 | 346.7 | 94,700 | 94,700 | 55.6 | 351.6 | 102,100 | 102,100 | 60.5 | 357.1 | 104,700 | 112,700 | 125 |
| 130 | 49.7 | 342.5 | 90,800 | 90,800 | 53.3 | 347.9 | 98,000 | 98,000 | 58.3 | 354.0 | 99,500 | 108,600 | 130 |
| 135 | 47.3 | 337.9 | 87,000 | 87,000 | 51.0 | 343.8 | 93,900 | 93,900 | 56.1 | 350.7 | 94,800 | 104,500 | 135 |
| 140 | 44.7 | 332.9 | 83,300 | 83,300 | 48.5 | 339.4 | 90,000 | 90,000 | 53.9 | 347.1 | 90,500 | 100,300 | 140 |
| 145 | 42.0 | 327.4 | 79,600 | 79,600 | 46.0 | 334.7 | 86,100 | 86,100 | 51.6 | 343.1 | 86,500 | 96,200 | 145 |
| 150 | 39.1 | 321.3 | 76,200 | 76,200 | 43.4 | 329.4 | 82,300 | 82,300 | 49.2 | 338.8 | 82,700 | 92,200 | 150 |
| 155 | 36.1 | 314.6 | 72,900 | 72,900 | 40.6 | 323.7 | 78,800 | 78,800 | 46.7 | 334.1 | 79,300 | 88,200 | 155 |
| 160 | 32.8 | 307.0 | 69,800 | 69,800 | 37.7 | 317.3 | 75,300 | 75,300 | 44.1 | 329.0 | 76,000 | 84,400 | 160 |
| 165 | 29.1 | 298.3 | 66,800 | 66,800 | 34.5 | 310.2 | 72,100 | 72,100 | 41.3 | 323.4 | 73,000 | 80,700 | 165 |
| 170 | 25.0 | 288.1 | 63,900 | 63,900 | 31.0 | 302.1 | 69,000 | 69,000 | 38.4 | 317.2 | 70,100 | 77,200 | 170 |
| 175 | 20.0 | 275.3 | 61,200 | 61,200 | 27.2 | 292.7 | 66,000 | 66,000 | 35.3 | 310.3 | 67,400 | 73,900 | 175 |
| 180 | 13.2 | 257.4 | 58,600 | 58,600 | 22.7 | 281.4 | 63,100 | 63,100 | 31.9 | 302.4 | 64,900 | 70,700 | 180 |
| 185 | | | | | 17.0 | 266.7 | 60,400 | 60,400 | 28.2 | 293.4 | 62,500 | 67,600 | 185 |
| 190 | | | | | 7.8 | 241.9 | 58,000 | 58,000 | 23.9 | 282.7 | 60,200 | 64,700 | 190 |
| 195 | | | | | | | | | 18.6 | 269.2 | 58,000 | 61,900 | 195 |
| 200 | | | | | | | | | 11.0 | 248.8 | 55,800 | 59,300 | 200 |
| 205 | | | | | | | | | | | | | 205 |
| 210 | | | | | | | | | | | | | 210 |
| 215 | | | | | | | | | | | | | 215 |
| 220 | | | | | | | | | | | | | 220 |
| 225 | | | | | | | | | | | | | 225 |
| 230 | | | | | | | | | | | | | 230 |
| 235 | | | | | | | | | | | | | 235 |
| 240 | | | | | | | | | | | | | 240 |
| 245 | | | | | | | | | | | | | 245 |
| 250 | | | | | | | | | | | | | 250 |
| 255 | | | | | | | | | | | | | 255 |

MLC300 VPC-MAX S-1


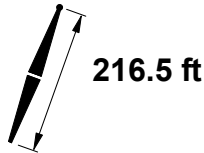
ASME B30.5



| ft | 75° | | | | 70° | | | | 65° | | | | ft |
|-----|------|-------|--------|---------|------|-------|--------|--------|------|-------|--------|--------|-----|
| | ft | ft | lb | lb | ft | lb | lb | ft | lb | lb | ft | | |
| 75 | | | | | | | | | | | | | 75 |
| 80 | | | | | | | | | | | | | 80 |
| 85 | | | | | | | | | | | | | 85 |
| 90 | | | | | | | | | | | | | 90 |
| 95 | | | | | | | | | | | | | 95 |
| 100 | | | | | | | | | | | | | 100 |
| 105 | | | | | | | | | | | | | 105 |
| 110 | | | | | | | | | | | | | 110 |
| 115 | | | | | | | | | | | | | 115 |
| 120 | | | | | | | | | | | | | 120 |
| 125 | | | | | | | | | | | | | 125 |
| 130 | | | | | | | | | | | | | 130 |
| 135 | 64.0 | 357.5 | 85,600 | 113,000 | | | | | | | | | 135 |
| 140 | 61.9 | 354.9 | 81,600 | 108,000 | | | | | | | | | 140 |
| 145 | 59.8 | 352.0 | 77,900 | 103,300 | | | | | | | | | 145 |
| 150 | 57.7 | 348.8 | 74,500 | 99,000 | | | | | | | | | 150 |
| 155 | 55.5 | 345.4 | 71,200 | 95,000 | | | | | | | | | 155 |
| 160 | 53.2 | 341.6 | 68,200 | 91,200 | | | | | | | | | 160 |
| 165 | 50.9 | 337.6 | 65,400 | 87,700 | | | | | | | | | 165 |
| 170 | 48.4 | 333.2 | 62,700 | 84,400 | 56.8 | 341.6 | 54,000 | 77,600 | | | | | 170 |
| 175 | 45.9 | 328.4 | 60,200 | 81,300 | 54.6 | 338.1 | 51,700 | 74,700 | | | | | 175 |
| 180 | 43.3 | 323.1 | 57,800 | 78,300 | 52.3 | 334.2 | 49,600 | 72,000 | | | | | 180 |
| 185 | 40.5 | 317.3 | 55,500 | 75,600 | 49.9 | 330.1 | 47,600 | 69,400 | | | | | 185 |
| 190 | 37.5 | 310.9 | 53,400 | 72,900 | 47.5 | 325.5 | 45,600 | 67,000 | | | | | 190 |
| 195 | 34.4 | 303.8 | 51,300 | 70,500 | 44.9 | 320.5 | 43,800 | 64,700 | 53.5 | 328.8 | 36,500 | 59,000 | 195 |
| 200 | 30.9 | 295.6 | 49,400 | 68,100 | 42.2 | 315.1 | 42,100 | 62,500 | 51.1 | 324.8 | 35,000 | 56,900 | 200 |
| 205 | 27.0 | 286.2 | 47,500 | 65,800 | 39.4 | 309.1 | 40,500 | 60,400 | 48.7 | 320.4 | 33,500 | 55,000 | 205 |
| 210 | 22.5 | 274.8 | 45,700 | 63,700 | 36.4 | 302.4 | 38,900 | 58,400 | 46.2 | 315.6 | 32,100 | 53,200 | 210 |
| 215 | 16.8 | 260.0 | 43,900 | 61,600 | 33.1 | 294.9 | 37,400 | 56,500 | 43.6 | 310.4 | 30,800 | 51,500 | 215 |
| 220 | 7.2 | 234.1 | 42,100 | 59,500 | 29.5 | 286.3 | 35,900 | 54,700 | 40.8 | 304.7 | 29,500 | 49,800 | 220 |
| 225 | | | | | 25.4 | 276.2 | 34,500 | 53,000 | 37.9 | 298.4 | 28,300 | 48,200 | 225 |
| 230 | | | | | 20.5 | 263.8 | 33,100 | 51,300 | 34.8 | 291.3 | 27,100 | 46,700 | 230 |
| 235 | | | | | 14.0 | 246.6 | 31,700 | 49,600 | 31.3 | 283.3 | 26,000 | 45,200 | 235 |
| 240 | | | | | | | | | 27.5 | 274.1 | 24,900 | 43,800 | 240 |
| 245 | | | | | | | | | 23.1 | 263.0 | 23,800 | 42,400 | 245 |
| 250 | | | | | | | | | 17.6 | 248.7 | 22,700 | 41,100 | 250 |
| 255 | | | | | | | | | 8.9 | 225.6 | 21,600 | 39,700 | 255 |

MLC300 VPC-MAX S-1


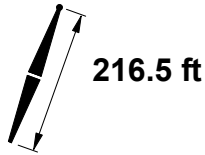
ASME B30.5



| ft | 85° | | | | 83° | | | | 80° | | | | ft |
|-----|------|-------|---------|---------|------|-------|---------|---------|------|-------|---------|---------|-----|
| | ft | lb | lb | lb | ft | lb | lb | lb | ft | lb | lb | lb | |
| 80 | 73.2 | 393.0 | 112,300 | 112,300 | | | | | | | | | 80 |
| 85 | 71.5 | 391.3 | 112,100 | 112,100 | | | | | | | | | 85 |
| 90 | 69.8 | 389.4 | 111,700 | 111,700 | | | | | | | | | 90 |
| 95 | 68.0 | 387.4 | 111,100 | 111,100 | 70.6 | 389.5 | 111,700 | 111,700 | | | | | 95 |
| 100 | 66.2 | 385.2 | 107,400 | 107,400 | 68.9 | 387.6 | 111,700 | 111,700 | | | | | 100 |
| 105 | 64.5 | 382.8 | 103,800 | 103,800 | 67.2 | 385.5 | 110,300 | 110,300 | | | | | 105 |
| 110 | 62.6 | 380.2 | 100,200 | 100,200 | 65.4 | 383.2 | 106,700 | 106,700 | | | | | 110 |
| 115 | 60.8 | 377.4 | 96,700 | 96,700 | 63.6 | 380.7 | 103,300 | 103,300 | 67.6 | 384.2 | 109,400 | 109,400 | 115 |
| 120 | 58.9 | 374.4 | 93,300 | 93,300 | 61.7 | 378.0 | 99,700 | 99,700 | 65.8 | 382.0 | 108,000 | 108,000 | 120 |
| 125 | 57.0 | 371.2 | 89,900 | 89,900 | 59.9 | 375.1 | 96,200 | 96,200 | 64.0 | 379.6 | 103,400 | 104,700 | 125 |
| 130 | 55.0 | 367.7 | 86,500 | 86,500 | 58.0 | 372.0 | 92,800 | 92,800 | 62.2 | 376.9 | 98,300 | 101,500 | 130 |
| 135 | 53.0 | 363.9 | 83,200 | 83,200 | 56.0 | 368.6 | 89,400 | 89,400 | 60.3 | 374.1 | 93,600 | 98,100 | 135 |
| 140 | 50.9 | 359.9 | 80,000 | 80,000 | 54.0 | 365.0 | 86,100 | 86,100 | 58.4 | 371.0 | 89,300 | 94,800 | 140 |
| 145 | 48.7 | 355.5 | 76,800 | 76,800 | 52.0 | 361.1 | 82,700 | 82,700 | 56.5 | 367.7 | 85,300 | 91,500 | 145 |
| 150 | 46.5 | 350.8 | 73,700 | 73,700 | 49.9 | 356.9 | 79,400 | 79,400 | 54.5 | 364.2 | 81,500 | 88,100 | 150 |
| 155 | 44.2 | 345.7 | 70,700 | 70,700 | 47.7 | 352.4 | 76,300 | 76,300 | 52.5 | 360.3 | 78,100 | 84,700 | 155 |
| 160 | 41.8 | 340.2 | 67,700 | 67,700 | 45.4 | 347.5 | 73,100 | 73,100 | 50.4 | 356.2 | 74,900 | 81,400 | 160 |
| 165 | 39.3 | 334.1 | 65,000 | 65,000 | 43.0 | 342.2 | 70,100 | 70,100 | 48.2 | 351.8 | 71,800 | 78,200 | 165 |
| 170 | 36.6 | 327.5 | 62,300 | 62,300 | 40.6 | 336.4 | 67,200 | 67,200 | 46.0 | 347.0 | 69,000 | 75,000 | 170 |
| 175 | 33.7 | 320.1 | 59,700 | 59,700 | 38.0 | 330.1 | 64,400 | 64,400 | 43.7 | 341.8 | 66,300 | 72,000 | 175 |
| 180 | 30.6 | 311.9 | 57,100 | 57,100 | 35.2 | 323.1 | 61,700 | 61,700 | 41.2 | 336.1 | 63,800 | 68,900 | 180 |
| 185 | 27.1 | 302.5 | 54,700 | 54,700 | 32.2 | 315.4 | 59,100 | 59,100 | 38.7 | 330.0 | 61,400 | 66,100 | 185 |
| 190 | 23.2 | 291.3 | 52,400 | 52,400 | 28.9 | 306.6 | 56,600 | 56,600 | 35.9 | 323.2 | 59,200 | 63,300 | 190 |
| 195 | 18.4 | 277.5 | 50,200 | 50,200 | 25.3 | 296.4 | 54,100 | 54,100 | 33.0 | 315.6 | 57,100 | 60,600 | 195 |
| 200 | 11.9 | 257.8 | 48,200 | 48,200 | 21.0 | 284.2 | 51,900 | 51,900 | 29.8 | 307.1 | 55,000 | 58,000 | 200 |
| 205 | | | | | 15.6 | 268.2 | 49,700 | 49,700 | 26.3 | 297.4 | 53,100 | 55,500 | 205 |
| 210 | | | | | 6.3 | 240.0 | 47,800 | 47,800 | 22.2 | 285.8 | 51,200 | 53,200 | 210 |
| 215 | | | | | | | | | 17.1 | 271.0 | 49,400 | 50,900 | 215 |
| 220 | | | | | | | | | 9.7 | 248.5 | 47,600 | 48,900 | 220 |
| 225 | | | | | | | | | | | | | 225 |
| 230 | | | | | | | | | | | | | 230 |
| 235 | | | | | | | | | | | | | 235 |
| 240 | | | | | | | | | | | | | 240 |
| 245 | | | | | | | | | | | | | 245 |
| 250 | | | | | | | | | | | | | 250 |
| 255 | | | | | | | | | | | | | 255 |
| 260 | | | | | | | | | | | | | 260 |
| 265 | | | | | | | | | | | | | 265 |
| 270 | | | | | | | | | | | | | 270 |

MLC300 VPC-MAX S-1

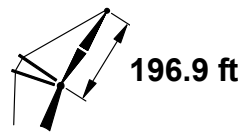
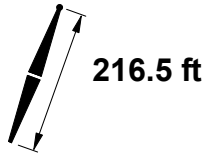
ASME B30.5



| ft | 75° | | | | 70° | | | | 65° | | | | ft |
|-----|------|-------|--------|---------|------|-------|--------|--------|------|-------|--------|--------|-----|
| | ft | ft | lb | lb | ft | ft | lb | lb | ft | ft | lb | lb | |
| 80 | | | | | | | | | | | | | 80 |
| 85 | | | | | | | | | | | | | 85 |
| 90 | | | | | | | | | | | | | 90 |
| 95 | | | | | | | | | | | | | 95 |
| 100 | | | | | | | | | | | | | 100 |
| 105 | | | | | | | | | | | | | 105 |
| 110 | | | | | | | | | | | | | 110 |
| 115 | | | | | | | | | | | | | 115 |
| 120 | | | | | | | | | | | | | 120 |
| 125 | | | | | | | | | | | | | 125 |
| 130 | | | | | | | | | | | | | 130 |
| 135 | | | | | | | | | | | | | 135 |
| 140 | | | | | | | | | | | | | 140 |
| 145 | 63.5 | 374.5 | 76,000 | 101,900 | | | | | | | | | 145 |
| 150 | 61.7 | 371.8 | 72,500 | 97,600 | | | | | | | | | 150 |
| 155 | 59.8 | 368.9 | 69,300 | 93,600 | | | | | | | | | 155 |
| 160 | 57.9 | 365.8 | 66,300 | 89,900 | | | | | | | | | 160 |
| 165 | 55.9 | 362.4 | 63,500 | 86,300 | | | | | | | | | 165 |
| 170 | 53.9 | 358.8 | 60,900 | 83,100 | | | | | | | | | 170 |
| 175 | 51.9 | 354.9 | 58,400 | 80,000 | | | | | | | | | 175 |
| 180 | 49.8 | 350.7 | 56,000 | 77,100 | 57.1 | 358.6 | 47,600 | 70,500 | | | | | 180 |
| 185 | 47.6 | 346.1 | 53,800 | 74,300 | 55.2 | 355.2 | 45,600 | 68,000 | | | | | 185 |
| 190 | 45.3 | 341.2 | 51,700 | 71,700 | 53.2 | 351.4 | 43,700 | 65,600 | | | | | 190 |
| 195 | 43.0 | 335.9 | 49,700 | 69,300 | 51.1 | 347.4 | 42,000 | 63,300 | | | | | 195 |
| 200 | 40.5 | 330.1 | 47,800 | 66,900 | 48.9 | 343.1 | 40,300 | 61,100 | | | | | 200 |
| 205 | 37.9 | 323.7 | 46,000 | 64,700 | 46.7 | 338.4 | 38,600 | 59,100 | | | | | 205 |
| 210 | 35.1 | 316.8 | 44,200 | 62,600 | 44.4 | 333.3 | 37,100 | 57,100 | 52.1 | 342.0 | 30,100 | 51,700 | 210 |
| 215 | 32.1 | 309.0 | 42,600 | 60,600 | 42.0 | 327.8 | 35,600 | 55,300 | 50.0 | 337.8 | 28,800 | 50,000 | 215 |
| 220 | 28.8 | 300.1 | 41,000 | 58,400 | 39.5 | 321.8 | 34,200 | 53,500 | 47.8 | 333.3 | 27,600 | 48,400 | 220 |
| 225 | 25.1 | 289.9 | 39,400 | 55,900 | 36.8 | 315.3 | 32,900 | 51,800 | 45.6 | 328.5 | 26,400 | 46,800 | 225 |
| 230 | 20.8 | 277.6 | 37,900 | 53,600 | 34.0 | 308.0 | 31,600 | 50,200 | 43.2 | 323.2 | 25,300 | 45,300 | 230 |
| 235 | 15.3 | 261.4 | 36,400 | 51,400 | 30.9 | 299.8 | 30,300 | 48,600 | 40.8 | 317.5 | 24,200 | 43,900 | 235 |
| 240 | 5.6 | 231.7 | 34,900 | 49,300 | 27.5 | 290.5 | 29,100 | 47,100 | 38.2 | 311.2 | 23,100 | 42,500 | 240 |
| 245 | | | | | 23.6 | 279.6 | 27,900 | 45,600 | 35.4 | 304.3 | 22,100 | 41,200 | 245 |
| 250 | | | | | 18.9 | 266.1 | 26,700 | 44,200 | 32.5 | 296.6 | 21,100 | 39,900 | 250 |
| 255 | | | | | 12.6 | 247.3 | 25,600 | 42,800 | 29.2 | 287.9 | 20,200 | 38,700 | 255 |
| 260 | | | | | | | | | 25.6 | 277.9 | 19,200 | 37,500 | 260 |
| 265 | | | | | | | | | 21.4 | 265.8 | 18,300 | 36,300 | 265 |
| 270 | | | | | | | | | 16.1 | 250.3 | 17,400 | 35,200 | 270 |

MLC300 VPC-MAX S-1

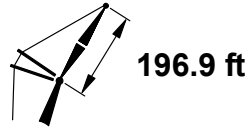
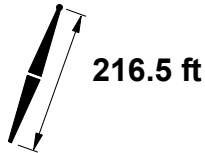
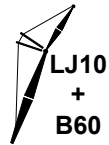
ASME B30.5



| ft | 85° | | | | 83° | | | | 80° | | | | ft |
|-----|------|-------|--------|--------|------|-------|--------|--------|------|-------|--------|--------|-----|
| | ft | lb | lb | lb | ft | lb | lb | lb | ft | lb | lb | lb | |
| 85 | 73.4 | 412.0 | 95,400 | 95,400 | | | | | | | | | 85 |
| 90 | 71.9 | 410.4 | 95,300 | 95,300 | | | | | | | | | 90 |
| 95 | 70.3 | 408.6 | 95,600 | 95,600 | | | | | | | | | 95 |
| 100 | 68.8 | 406.6 | 94,700 | 94,700 | 71.1 | 408.6 | 94,700 | 94,700 | | | | | 100 |
| 105 | 67.2 | 404.5 | 94,300 | 94,300 | 69.6 | 406.8 | 94,700 | 94,700 | | | | | 105 |
| 110 | 65.6 | 402.2 | 93,800 | 93,800 | 68.0 | 404.8 | 94,700 | 94,700 | | | | | 110 |
| 115 | 64.0 | 399.8 | 92,600 | 92,600 | 66.4 | 402.6 | 94,500 | 94,500 | | | | | 115 |
| 120 | 62.3 | 397.2 | 89,900 | 89,900 | 64.8 | 400.2 | 94,300 | 94,300 | 68.4 | 403.5 | 92,400 | 92,400 | 120 |
| 125 | 60.6 | 394.4 | 87,100 | 87,100 | 63.2 | 397.7 | 94,100 | 94,100 | 66.8 | 401.3 | 92,800 | 92,800 | 125 |
| 130 | 59.0 | 391.4 | 84,300 | 84,300 | 61.5 | 395.0 | 93,800 | 93,800 | 65.2 | 399.0 | 93,100 | 93,100 | 130 |
| 135 | 57.2 | 388.1 | 81,500 | 81,500 | 59.8 | 392.1 | 91,800 | 91,800 | 63.6 | 396.6 | 92,700 | 93,300 | 135 |
| 140 | 55.5 | 384.7 | 78,700 | 78,700 | 58.1 | 389.0 | 89,900 | 89,900 | 61.9 | 393.9 | 88,400 | 93,400 | 140 |
| 145 | 53.6 | 381.0 | 76,000 | 76,000 | 56.4 | 385.6 | 87,400 | 87,400 | 60.3 | 391.0 | 84,400 | 93,500 | 145 |
| 150 | 51.8 | 377.1 | 73,200 | 73,200 | 54.6 | 382.1 | 84,600 | 84,600 | 58.6 | 388.0 | 80,700 | 91,700 | 150 |
| 155 | 49.9 | 372.9 | 70,700 | 70,700 | 52.8 | 378.3 | 81,900 | 81,900 | 56.8 | 384.7 | 77,200 | 89,900 | 155 |
| 160 | 47.9 | 368.4 | 68,100 | 68,100 | 50.9 | 374.2 | 78,700 | 79,100 | 55.0 | 381.2 | 74,000 | 88,000 | 160 |
| 165 | 45.9 | 363.6 | 65,600 | 65,600 | 49.0 | 369.9 | 75,500 | 76,400 | 53.2 | 377.5 | 71,000 | 86,000 | 165 |
| 170 | 43.8 | 358.5 | 63,300 | 63,300 | 47.0 | 365.3 | 72,500 | 73,800 | 51.4 | 373.5 | 68,200 | 84,200 | 170 |
| 175 | 41.7 | 352.9 | 61,000 | 61,000 | 44.9 | 360.3 | 69,800 | 71,200 | 49.5 | 369.3 | 65,500 | 82,200 | 175 |
| 180 | 39.4 | 346.9 | 58,900 | 58,900 | 42.8 | 354.9 | 67,100 | 68,700 | 47.5 | 364.7 | 63,000 | 80,300 | 180 |
| 185 | 37.0 | 340.3 | 56,900 | 56,900 | 40.6 | 349.2 | 64,600 | 66,400 | 45.4 | 359.8 | 60,700 | 78,300 | 185 |
| 190 | 34.4 | 333.1 | 55,000 | 55,000 | 38.2 | 342.9 | 62,300 | 64,000 | 43.3 | 354.5 | 58,400 | 76,300 | 190 |
| 195 | 31.7 | 325.2 | 53,200 | 53,200 | 35.8 | 336.0 | 60,100 | 61,900 | 41.1 | 348.9 | 56,300 | 74,300 | 195 |
| 200 | 28.7 | 316.3 | 51,600 | 51,600 | 33.1 | 328.5 | 58,000 | 59,800 | 38.8 | 342.7 | 54,300 | 72,100 | 200 |
| 205 | 25.5 | 306.2 | 50,200 | 50,200 | 30.3 | 320.2 | 55,900 | 57,900 | 36.4 | 336.1 | 52,400 | 69,700 | 205 |
| 210 | 21.7 | 294.3 | 48,900 | 48,900 | 27.2 | 310.7 | 54,000 | 56,100 | 33.8 | 328.7 | 50,500 | 67,500 | 210 |
| 215 | 17.1 | 279.4 | 48,000 | 48,000 | 23.7 | 299.8 | 52,200 | 54,600 | 31.0 | 320.6 | 48,600 | 65,200 | 215 |
| 220 | 10.7 | 257.9 | 47,700 | 47,700 | 19.6 | 286.7 | 50,400 | 53,200 | 28.0 | 311.5 | 46,900 | 62,500 | 220 |
| 225 | | | | | 14.4 | 269.4 | 48,700 | 52,200 | 24.6 | 301.0 | 45,200 | 60,000 | 225 |
| 230 | | | | | 4.8 | 236.9 | 47,000 | 47,500 | 20.7 | 288.5 | 43,600 | 57,500 | 230 |
| 235 | | | | | | | | | 15.9 | 272.6 | 42,000 | 55,100 | 235 |
| 240 | | | | | | | | | 8.5 | 247.7 | 40,400 | 52,700 | 240 |
| 245 | | | | | | | | | | | | | 245 |
| 250 | | | | | | | | | | | | | 250 |
| 255 | | | | | | | | | | | | | 255 |
| 260 | | | | | | | | | | | | | 260 |
| 265 | | | | | | | | | | | | | 265 |
| 270 | | | | | | | | | | | | | 270 |
| 280 | | | | | | | | | | | | | 280 |
| 290 | | | | | | | | | | | | | 290 |

MLC300 VPC-MAX S-1

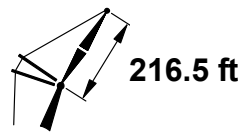
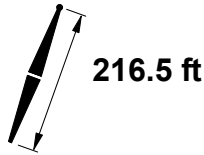
ASME B30.5



| ft | 75° | | | | 70° | | | | 65° | | | | ft |
|-----|------|-------|--------|--------|------|-------|--------|--------|------|-------|--------|--------|-----|
| | ft | ft | lb | lb | ft | ft | lb | lb | ft | ft | lb | lb | |
| 85 | | | | | | | | | | | | | 85 |
| 90 | | | | | | | | | | | | | 90 |
| 95 | | | | | | | | | | | | | 95 |
| 100 | | | | | | | | | | | | | 100 |
| 105 | | | | | | | | | | | | | 105 |
| 110 | | | | | | | | | | | | | 110 |
| 115 | | | | | | | | | | | | | 115 |
| 120 | | | | | | | | | | | | | 120 |
| 125 | | | | | | | | | | | | | 125 |
| 130 | | | | | | | | | | | | | 130 |
| 135 | | | | | | | | | | | | | 135 |
| 140 | | | | | | | | | | | | | 140 |
| 145 | | | | | | | | | | | | | 145 |
| 150 | | | | | | | | | | | | | 150 |
| 155 | 63.1 | 391.5 | 67,900 | 87,100 | | | | | | | | | 155 |
| 160 | 61.4 | 388.8 | 65,000 | 88,000 | | | | | | | | | 160 |
| 165 | 59.8 | 385.9 | 62,200 | 85,400 | | | | | | | | | 165 |
| 170 | 58.0 | 382.7 | 59,600 | 82,100 | | | | | | | | | 170 |
| 175 | 56.3 | 379.4 | 57,100 | 79,000 | | | | | | | | | 175 |
| 180 | 54.5 | 375.9 | 54,700 | 76,100 | | | | | | | | | 180 |
| 185 | 52.7 | 372.1 | 52,500 | 73,400 | | | | | | | | | 185 |
| 190 | 50.8 | 368.0 | 50,400 | 70,800 | 57.4 | 375.6 | 42,300 | 64,500 | | | | | 190 |
| 195 | 48.9 | 363.7 | 48,500 | 68,400 | 55.6 | 372.2 | 40,600 | 62,300 | | | | | 195 |
| 200 | 46.9 | 359.0 | 46,600 | 66,100 | 53.8 | 368.5 | 38,900 | 60,100 | | | | | 200 |
| 205 | 44.8 | 354.0 | 44,800 | 63,900 | 52.0 | 364.7 | 37,300 | 58,100 | | | | | 205 |
| 210 | 42.7 | 348.6 | 43,100 | 61,800 | 50.1 | 360.5 | 35,800 | 56,100 | | | | | 210 |
| 215 | 40.5 | 342.8 | 41,400 | 59,800 | 48.1 | 356.0 | 34,300 | 54,300 | | | | | 215 |
| 220 | 38.1 | 336.5 | 39,900 | 57,900 | 46.1 | 351.2 | 32,900 | 52,500 | 52.9 | 359.2 | 26,200 | 47,300 | 220 |
| 225 | 35.7 | 329.7 | 38,400 | 56,100 | 44.0 | 346.1 | 31,600 | 50,900 | 51.0 | 355.2 | 25,000 | 45,800 | 225 |
| 230 | 33.0 | 322.1 | 36,900 | 54,300 | 41.9 | 340.6 | 30,300 | 49,300 | 49.1 | 350.9 | 23,900 | 44,300 | 230 |
| 235 | 30.2 | 313.7 | 35,500 | 52,700 | 39.6 | 334.6 | 29,100 | 47,700 | 47.1 | 346.2 | 22,800 | 42,900 | 235 |
| 240 | 27.1 | 304.2 | 34,200 | 51,100 | 37.2 | 328.1 | 27,900 | 46,300 | 45.1 | 341.3 | 21,800 | 41,500 | 240 |
| 245 | 23.5 | 293.3 | 32,900 | 49,500 | 34.7 | 321.0 | 26,800 | 44,800 | 43.0 | 336.0 | 20,800 | 40,200 | 245 |
| 250 | 19.4 | 280.0 | 31,700 | 48,000 | 32.0 | 313.1 | 25,700 | 43,500 | 40.7 | 330.2 | 19,800 | 39,000 | 250 |
| 255 | 14.1 | 262.5 | 30,400 | 46,600 | 29.0 | 304.4 | 24,700 | 42,200 | 38.4 | 324.0 | 18,900 | 37,800 | 255 |
| 260 | 3.8 | 227.6 | 29,000 | 45,100 | 25.8 | 294.4 | 23,600 | 40,900 | 36.0 | 317.2 | 18,000 | 36,600 | 260 |
| 265 | | | | | 22.1 | 282.6 | 22,600 | 39,700 | 33.3 | 309.7 | 17,200 | 35,500 | 265 |
| 270 | | | | | 17.6 | 268.1 | 21,600 | 38,500 | 30.5 | 301.4 | 16,300 | 34,400 | 270 |
| 280 | | | | | | | | | 24.0 | 281.3 | 14,700 | 32,300 | 280 |
| 290 | | | | | | | | | 14.8 | 251.6 | 13,100 | 30,400 | 290 |

MLC300 VPC-MAX S-1

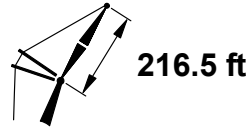
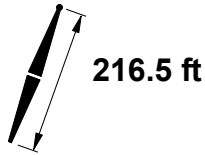
ASME B30.5



| ft | 85° | | | | 83° | | | | 80° | | | | ft |
|-----|------|-------|--------|--------|------|-------|--------|--------|------|-------|--------|--------|-----|
| | ft | lb | lb | lb | ft | lb | lb | lb | ft | lb | lb | lb | |
| 90 | 73.6 | 431.1 | 81,400 | 81,400 | | | | | | | | | 90 |
| 95 | 72.2 | 429.5 | 81,300 | 81,300 | | | | | | | | | 95 |
| 100 | 70.8 | 427.7 | 81,100 | 81,100 | | | | | | | | | 100 |
| 105 | 69.4 | 425.8 | 80,800 | 80,800 | 71.5 | 427.8 | 80,500 | 80,500 | | | | | 105 |
| 110 | 67.9 | 423.8 | 80,500 | 80,500 | 70.1 | 425.9 | 80,500 | 80,500 | | | | | 110 |
| 115 | 66.5 | 421.6 | 80,100 | 80,100 | 68.7 | 424.0 | 80,500 | 80,500 | | | | | 115 |
| 120 | 65.0 | 419.3 | 79,700 | 79,700 | 67.2 | 421.9 | 80,300 | 80,300 | | | | | 120 |
| 125 | 63.6 | 416.8 | 79,300 | 79,300 | 65.8 | 419.6 | 80,200 | 80,200 | | | | | 125 |
| 130 | 62.1 | 414.1 | 77,500 | 77,500 | 64.3 | 417.2 | 79,900 | 79,900 | 67.6 | 420.6 | 78,300 | 78,300 | 130 |
| 135 | 60.5 | 411.3 | 75,300 | 75,300 | 62.8 | 414.7 | 79,700 | 79,700 | 66.2 | 418.4 | 78,500 | 78,500 | 135 |
| 140 | 59.0 | 408.3 | 73,100 | 73,100 | 61.3 | 411.9 | 79,400 | 79,400 | 64.7 | 416.1 | 78,700 | 78,700 | 140 |
| 145 | 57.4 | 405.1 | 70,800 | 70,800 | 59.8 | 409.0 | 79,100 | 79,100 | 63.2 | 413.5 | 78,700 | 78,700 | 145 |
| 150 | 55.8 | 401.7 | 68,700 | 68,700 | 58.2 | 405.9 | 77,800 | 77,800 | 61.7 | 410.8 | 78,800 | 78,800 | 150 |
| 155 | 54.2 | 398.1 | 66,400 | 66,400 | 56.7 | 402.6 | 75,900 | 75,900 | 60.2 | 408.0 | 76,000 | 78,800 | 155 |
| 160 | 52.5 | 394.3 | 64,300 | 64,300 | 55.0 | 399.2 | 73,900 | 73,900 | 58.6 | 404.9 | 72,800 | 78,700 | 160 |
| 165 | 50.8 | 390.3 | 62,200 | 62,200 | 53.4 | 395.4 | 71,800 | 71,800 | 57.1 | 401.7 | 69,800 | 77,600 | 165 |
| 170 | 49.1 | 386.0 | 60,000 | 60,000 | 51.7 | 391.5 | 69,600 | 69,600 | 55.5 | 398.3 | 67,000 | 75,800 | 170 |
| 175 | 47.3 | 381.4 | 58,100 | 58,100 | 50.0 | 387.3 | 67,500 | 67,500 | 53.8 | 394.6 | 64,300 | 73,900 | 175 |
| 180 | 45.4 | 376.5 | 56,100 | 56,100 | 48.2 | 382.9 | 65,300 | 65,300 | 52.1 | 390.7 | 61,800 | 72,000 | 180 |
| 185 | 43.5 | 371.2 | 54,200 | 54,200 | 46.4 | 378.1 | 63,200 | 63,200 | 50.4 | 386.6 | 59,400 | 70,100 | 185 |
| 190 | 41.5 | 365.6 | 52,500 | 52,500 | 44.5 | 373.1 | 61,200 | 61,200 | 48.7 | 382.2 | 57,100 | 68,100 | 190 |
| 195 | 39.5 | 359.6 | 50,700 | 50,700 | 42.6 | 367.7 | 59,000 | 59,200 | 46.9 | 377.6 | 54,900 | 66,200 | 195 |
| 200 | 37.3 | 353.1 | 49,100 | 49,100 | 40.5 | 361.9 | 56,900 | 57,300 | 45.0 | 372.6 | 52,800 | 64,200 | 200 |
| 205 | 35.0 | 346.1 | 47,600 | 47,600 | 38.4 | 355.7 | 54,900 | 55,500 | 43.1 | 367.3 | 50,800 | 62,300 | 205 |
| 210 | 32.6 | 338.4 | 46,100 | 46,100 | 36.2 | 348.9 | 53,000 | 53,700 | 41.1 | 361.6 | 49,000 | 60,300 | 210 |
| 215 | 30.0 | 330.0 | 44,800 | 44,800 | 33.9 | 341.6 | 51,200 | 52,000 | 39.0 | 355.5 | 47,200 | 58,400 | 215 |
| 220 | 27.2 | 320.5 | 43,600 | 43,600 | 31.3 | 333.5 | 49,500 | 50,400 | 36.8 | 348.9 | 45,400 | 56,400 | 220 |
| 225 | 24.0 | 309.7 | 42,600 | 42,600 | 28.6 | 324.6 | 47,900 | 48,900 | 34.5 | 341.7 | 43,800 | 54,500 | 225 |
| 230 | 20.4 | 296.9 | 41,600 | 41,600 | 25.7 | 314.5 | 46,300 | 47,000 | 32.0 | 333.9 | 42,200 | 52,500 | 230 |
| 235 | 16.0 | 281.0 | 41,000 | 41,000 | 22.3 | 302.9 | 44,700 | 45,300 | 29.4 | 325.2 | 40,700 | 50,700 | 235 |
| 240 | 9.6 | 257.6 | 40,400 | 40,400 | 18.4 | 288.8 | 43,100 | 43,600 | 26.5 | 315.4 | 39,200 | 48,800 | 240 |
| 245 | | | | | 13.3 | 270.3 | 41,500 | 42,000 | 23.2 | 304.3 | 37,800 | 46,900 | 245 |
| 250 | | | | | 2.9 | 231.4 | 39,100 | 39,100 | 19.4 | 290.9 | 36,400 | 45,200 | 250 |
| 255 | | | | | | | | | 14.7 | 273.9 | 35,000 | 43,500 | 255 |
| 260 | | | | | | | | | 7.3 | 246.3 | 33,600 | 41,900 | 260 |
| 265 | | | | | | | | | | | | | 265 |
| 270 | | | | | | | | | | | | | 270 |
| 280 | | | | | | | | | | | | | 280 |
| 290 | | | | | | | | | | | | | 290 |
| 300 | | | | | | | | | | | | | 300 |
| 310 | | | | | | | | | | | | | 310 |

MLC300 VPC-MAX S-1

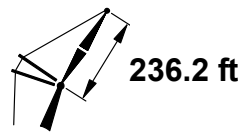
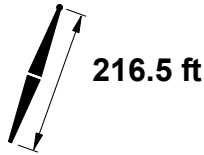
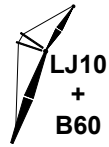
ASME B30.5



| ft | 75° | | | | 70° | | | | 65° | | | | ft |
|-----|------|-------|--------|--------|------|-------|--------|--------|------|-------|--------|--------|-----|
| | ft | ft | lb | lb | ft | ft | lb | lb | ft | ft | lb | lb | |
| 90 | | | | | | | | | | | | | 90 |
| 95 | | | | | | | | | | | | | 95 |
| 100 | | | | | | | | | | | | | 100 |
| 105 | | | | | | | | | | | | | 105 |
| 110 | | | | | | | | | | | | | 110 |
| 115 | | | | | | | | | | | | | 115 |
| 120 | | | | | | | | | | | | | 120 |
| 125 | | | | | | | | | | | | | 125 |
| 130 | | | | | | | | | | | | | 130 |
| 135 | | | | | | | | | | | | | 135 |
| 140 | | | | | | | | | | | | | 140 |
| 145 | | | | | | | | | | | | | 145 |
| 150 | | | | | | | | | | | | | 150 |
| 155 | | | | | | | | | | | | | 155 |
| 160 | | | | | | | | | | | | | 160 |
| 165 | | | | | | | | | | | | | 165 |
| 170 | 62.8 | 408.5 | 60,300 | 73,300 | | | | | | | | | 170 |
| 175 | 61.3 | 405.7 | 57,700 | 73,900 | | | | | | | | | 175 |
| 180 | 59.7 | 402.8 | 55,200 | 74,400 | | | | | | | | | 180 |
| 185 | 58.2 | 399.7 | 52,900 | 74,800 | | | | | | | | | 185 |
| 190 | 56.6 | 396.4 | 50,700 | 72,100 | | | | | | | | | 190 |
| 195 | 55.0 | 392.9 | 48,600 | 69,500 | | | | | | | | | 195 |
| 200 | 53.3 | 389.2 | 46,700 | 67,100 | 57.6 | 392.6 | 36,900 | 58,700 | | | | | 200 |
| 205 | 51.6 | 385.3 | 44,800 | 64,800 | 56.0 | 389.2 | 35,400 | 56,700 | | | | | 205 |
| 210 | 49.9 | 381.1 | 43,000 | 62,600 | 54.4 | 385.6 | 33,900 | 54,700 | | | | | 210 |
| 215 | 48.1 | 376.6 | 41,300 | 60,500 | | | | | | | | | 215 |
| 220 | 46.3 | 371.9 | 39,700 | 58,500 | 52.7 | 381.8 | 32,400 | 52,900 | | | | | 220 |
| 225 | 44.4 | 366.8 | 38,200 | 56,700 | 51.0 | 377.8 | 31,100 | 51,200 | | | | | 225 |
| 230 | 42.5 | 361.4 | 36,700 | 54,900 | 49.2 | 373.5 | 29,800 | 49,500 | | | | | 230 |
| 235 | 40.5 | 355.6 | 35,300 | 53,100 | 47.5 | 369.0 | 28,500 | 47,900 | 53.5 | 376.3 | 21,900 | 42,800 | 235 |
| 240 | 38.3 | 349.3 | 33,900 | 51,500 | 45.6 | 364.1 | 27,300 | 46,400 | 51.8 | 372.4 | 20,800 | 41,400 | 240 |
| 245 | 36.1 | 342.6 | 32,600 | 49,900 | 43.7 | 358.9 | 26,200 | 44,900 | 50.1 | 368.3 | 19,800 | 40,100 | 245 |
| 250 | 33.8 | 335.2 | 31,400 | 48,400 | 41.7 | 353.3 | 25,000 | 43,600 | 48.4 | 363.8 | 18,900 | 38,800 | 250 |
| 255 | 31.2 | 327.1 | 30,200 | 47,000 | 39.7 | 347.4 | 24,000 | 42,200 | 46.5 | 359.1 | 17,900 | 37,600 | 255 |
| 260 | 28.5 | 318.2 | 29,000 | 45,600 | 37.5 | 340.9 | 23,000 | 40,900 | 44.7 | 354.1 | 17,000 | 36,400 | 260 |
| 265 | 25.5 | 308.0 | 27,900 | 44,200 | 35.2 | 333.9 | 22,000 | 39,700 | 42.7 | 348.7 | 16,200 | 35,200 | 265 |
| 270 | 22.2 | 296.3 | 26,800 | 42,900 | 32.8 | 326.3 | 21,000 | 38,500 | 40.7 | 343.0 | 15,300 | 34,100 | 270 |
| 275 | 18.2 | 282.1 | 25,700 | 41,600 | 30.2 | 317.9 | 20,100 | 37,300 | 38.6 | 336.8 | 14,500 | 33,100 | 275 |
| 280 | | | | | 24.3 | 297.9 | 18,300 | 35,100 | 34.0 | 322.8 | 13,000 | 31,100 | 280 |
| 285 | | | | | 16.4 | 269.8 | 16,600 | 33,100 | 28.9 | 305.9 | 11,500 | 29,200 | 285 |
| 290 | | | | | | | | | 22.6 | 284.5 | 10,200 | 27,400 | 290 |
| 295 | | | | | | | | | | | | | 295 |
| 300 | | | | | | | | | | | | | 300 |
| 305 | | | | | | | | | | | | | 305 |
| 310 | | | | | | | | | | | | | 310 |

MLC300 VPC-MAX S-1

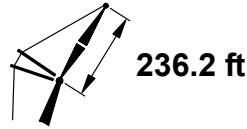
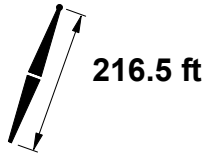
ASME B30.5



| ft | 85° | | | | 83° | | | | 80° | | | | ft |
|-----|------|-------|--------|--------|------|-------|--------|--------|------|-------|--------|--------|-----|
| | ft | lb | lb | lb | ft | lb | lb | lb | ft | lb | lb | lb | |
| 95 | 73.7 | 450.1 | 69,000 | 69,000 | | | | | | | | | 95 |
| 100 | 72.4 | 448.5 | 68,800 | 68,800 | | | | | | | | | 100 |
| 105 | 71.2 | 446.8 | 68,600 | 68,600 | | | | | | | | | 105 |
| 110 | 69.9 | 445.0 | 68,300 | 68,300 | 71.8 | 446.9 | 68,000 | 68,000 | | | | | 110 |
| 115 | 68.6 | 443.0 | 68,000 | 68,000 | 70.5 | 445.1 | 67,900 | 67,900 | | | | | 115 |
| 120 | 67.3 | 440.9 | 67,700 | 67,700 | 69.2 | 443.2 | 67,800 | 67,800 | | | | | 120 |
| 125 | 65.9 | 438.7 | 67,300 | 67,300 | 67.9 | 441.2 | 67,700 | 67,700 | | | | | 125 |
| 130 | 64.6 | 436.3 | 67,000 | 67,000 | 66.6 | 439.0 | 67,500 | 67,500 | | | | | 130 |
| 135 | 63.2 | 433.8 | 66,600 | 66,600 | 65.3 | 436.7 | 67,300 | 67,300 | 68.3 | 439.9 | 65,700 | 65,700 | 135 |
| 140 | 61.8 | 431.1 | 66,200 | 66,200 | 63.9 | 434.2 | 67,000 | 67,000 | 66.9 | 437.8 | 65,800 | 65,800 | 140 |
| 145 | 60.5 | 428.3 | 65,200 | 65,200 | 62.6 | 431.6 | 66,700 | 66,700 | 65.6 | 435.5 | 65,900 | 65,900 | 145 |
| 150 | 59.0 | 425.3 | 63,500 | 63,500 | 61.2 | 428.9 | 66,500 | 66,500 | 64.3 | 433.1 | 65,900 | 65,900 | 150 |
| 155 | 57.6 | 422.1 | 61,700 | 61,700 | 59.8 | 426.0 | 66,200 | 66,200 | 62.9 | 430.5 | 65,800 | 65,800 | 155 |
| 160 | 56.1 | 418.8 | 60,000 | 60,000 | 58.3 | 422.9 | 65,600 | 65,600 | 61.5 | 427.8 | 65,800 | 65,800 | 160 |
| 165 | 54.7 | 415.2 | 58,200 | 58,200 | 56.9 | 419.6 | 64,100 | 64,100 | 60.1 | 424.9 | 65,700 | 65,700 | 165 |
| 170 | 53.1 | 411.5 | 56,500 | 56,500 | 55.4 | 416.2 | 62,500 | 62,500 | 58.7 | 421.9 | 65,600 | 65,600 | 170 |
| 175 | 51.6 | 407.5 | 54,800 | 54,800 | 53.9 | 412.6 | 60,800 | 60,800 | 57.3 | 418.7 | 63,100 | 65,400 | 175 |
| 180 | 50.0 | 403.4 | 53,100 | 53,100 | 52.4 | 408.7 | 59,200 | 59,200 | 55.8 | 415.3 | 60,500 | 64,000 | 180 |
| 185 | 48.4 | 398.9 | 51,500 | 51,500 | 50.8 | 404.7 | 57,500 | 57,500 | 54.3 | 411.7 | 58,100 | 62,400 | 185 |
| 190 | 46.7 | 394.3 | 49,900 | 49,900 | 49.2 | 400.4 | 55,800 | 55,800 | 52.8 | 407.9 | 55,800 | 60,800 | 190 |
| 195 | 45.0 | 389.3 | 48,400 | 48,400 | 47.6 | 395.8 | 54,000 | 54,000 | 51.2 | 403.9 | 53,600 | 59,200 | 195 |
| 200 | 43.3 | 384.0 | 46,900 | 46,900 | 45.9 | 391.0 | 52,300 | 52,300 | 49.6 | 399.7 | 51,500 | 57,500 | 200 |
| 205 | 41.4 | 378.4 | 45,400 | 45,400 | 44.2 | 385.9 | 50,500 | 50,500 | 48.0 | 395.2 | 49,500 | 55,800 | 205 |
| 210 | 39.5 | 372.4 | 44,000 | 44,000 | 42.4 | 380.4 | 48,800 | 48,800 | 46.3 | 390.5 | 47,700 | 54,100 | 210 |
| 215 | 37.6 | 366.0 | 42,700 | 42,700 | 40.5 | 374.6 | 47,100 | 47,100 | 44.6 | 385.4 | 45,900 | 52,300 | 215 |
| 220 | 35.5 | 359.0 | 41,500 | 41,500 | 38.6 | 368.4 | 45,300 | 45,300 | 42.8 | 380.1 | 44,200 | 50,600 | 220 |
| 225 | 33.3 | 351.5 | 40,000 | 40,000 | 36.6 | 361.8 | 43,500 | 43,500 | 41.0 | 374.4 | 42,500 | 48,800 | 225 |
| 230 | 31.0 | 343.4 | 38,400 | 38,400 | 34.4 | 354.6 | 41,700 | 41,700 | 39.1 | 368.3 | 41,000 | 46,900 | 230 |
| 235 | 28.5 | 334.4 | 36,700 | 36,700 | 32.2 | 346.8 | 40,000 | 40,000 | 37.1 | 361.7 | 39,500 | 45,100 | 235 |
| 240 | 25.8 | 324.3 | 35,100 | 35,100 | 29.8 | 338.2 | 38,300 | 38,300 | 35.0 | 354.7 | 38,000 | 43,300 | 240 |
| 245 | 22.7 | 312.9 | 33,600 | 33,600 | 27.2 | 328.8 | 36,700 | 36,700 | 32.8 | 347.0 | 36,600 | 41,500 | 245 |
| 250 | 19.2 | 299.3 | 32,100 | 32,100 | 24.3 | 318.1 | 35,100 | 35,100 | 30.4 | 338.7 | 35,300 | 39,800 | 250 |
| 255 | 14.9 | 282.3 | 30,600 | 30,600 | 21.1 | 305.7 | 33,500 | 33,500 | 27.9 | 329.5 | 34,000 | 38,100 | 255 |
| 260 | 8.6 | 256.9 | 29,300 | 29,300 | 17.3 | 290.8 | 32,000 | 32,000 | 25.1 | 319.1 | 32,800 | 36,400 | 260 |
| 265 | | | | | 12.3 | 270.9 | 30,600 | 30,600 | 22.0 | 307.3 | 31,500 | 34,800 | 265 |
| 270 | | | | | | | | | 18.3 | 293.1 | 30,400 | 33,200 | 270 |
| 280 | | | | | | | | | 6.2 | 244.4 | 28,000 | 30,400 | 280 |
| 290 | | | | | | | | | | | | | 290 |
| 300 | | | | | | | | | | | | | 300 |
| 310 | | | | | | | | | | | | | 310 |
| 320 | | | | | | | | | | | | | 320 |
| 330 | | | | | | | | | | | | | 330 |

MLC300 VPC-MAX S-1

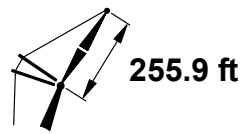
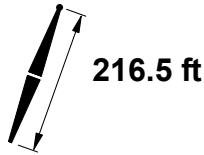
ASME B30.5



| ft | 75° | | | | 70° | | | | 65° | | | | ft |
|-----|------|-------|--------|--------|------|-------|--------|--------|------|-------|--------|--------|-----|
| | ft | ft | lb | lb | ft | ft | lb | lb | ft | ft | lb | lb | |
| 95 | | | | | | | | | | | | | 95 |
| 100 | | | | | | | | | | | | | 100 |
| 105 | | | | | | | | | | | | | 105 |
| 110 | | | | | | | | | | | | | 110 |
| 115 | | | | | | | | | | | | | 115 |
| 120 | | | | | | | | | | | | | 120 |
| 125 | | | | | | | | | | | | | 125 |
| 130 | | | | | | | | | | | | | 130 |
| 135 | | | | | | | | | | | | | 135 |
| 140 | | | | | | | | | | | | | 140 |
| 145 | | | | | | | | | | | | | 145 |
| 150 | | | | | | | | | | | | | 150 |
| 155 | | | | | | | | | | | | | 155 |
| 160 | | | | | | | | | | | | | 160 |
| 165 | | | | | | | | | | | | | 165 |
| 170 | 63.9 | 428.1 | 56,100 | 60,900 | | | | | | | | | 170 |
| 175 | 62.5 | 425.4 | 53,700 | 61,300 | | | | | | | | | 175 |
| 180 | 61.1 | 422.7 | 51,400 | 61,600 | | | | | | | | | 180 |
| 185 | 59.7 | 419.8 | 49,200 | 61,900 | | | | | | | | | 185 |
| 190 | 58.3 | 416.7 | 47,200 | 62,200 | | | | | | | | | 190 |
| 195 | 56.8 | 413.4 | 45,200 | 62,400 | | | | | | | | | 195 |
| 200 | 55.4 | 410.0 | 43,400 | 62,600 | | | | | | | | | 200 |
| 205 | 53.9 | 406.3 | 41,600 | 61,500 | | | | | | | | | 205 |
| 210 | 52.3 | 402.5 | 39,900 | 59,500 | 57.7 | 409.6 | 32,300 | 53,600 | | | | | 210 |
| 215 | 50.8 | 398.4 | 38,300 | 57,500 | 56.3 | 406.2 | 30,900 | 51,800 | | | | | 215 |
| 220 | 49.2 | 394.1 | 36,800 | 55,600 | 54.8 | 402.7 | 29,600 | 50,100 | | | | | 220 |
| 225 | 47.5 | 389.6 | 35,300 | 53,900 | 53.3 | 399.0 | 28,300 | 48,400 | | | | | 225 |
| 230 | 45.8 | 384.7 | 33,900 | 52,100 | 51.7 | 395.1 | 27,000 | 46,800 | | | | | 230 |
| 235 | 44.1 | 379.6 | 32,600 | 50,500 | 50.2 | 390.9 | 25,800 | 45,300 | | | | | 235 |
| 240 | 42.3 | 374.1 | 31,300 | 49,000 | 48.5 | 386.5 | 24,700 | 43,900 | | | | | 240 |
| 245 | 40.5 | 368.3 | 30,100 | 47,500 | 46.9 | 381.8 | 23,600 | 42,500 | 52.5 | 389.6 | 17,300 | 37,700 | 245 |
| 250 | 38.5 | 362.1 | 28,900 | 46,000 | 45.2 | 376.9 | 22,600 | 41,200 | 51.0 | 385.6 | 16,400 | 36,400 | 250 |
| 255 | 36.5 | 355.4 | 27,700 | 44,600 | 43.4 | 371.7 | 21,600 | 39,900 | 49.4 | 381.3 | 15,500 | 35,300 | 255 |
| 260 | 34.4 | 348.2 | 26,600 | 43,300 | 41.6 | 366.1 | 20,600 | 38,700 | 47.7 | 376.8 | 14,700 | 34,100 | 260 |
| 265 | 32.1 | 340.4 | 25,600 | 42,000 | 39.7 | 360.1 | 19,600 | 37,500 | 46.0 | 372.0 | 13,900 | 33,000 | 265 |
| 270 | 29.7 | 331.8 | 24,500 | 40,700 | 37.8 | 353.7 | 18,700 | 36,300 | 44.3 | 366.9 | 13,100 | 32,000 | 270 |
| 280 | 24.2 | 311.5 | 22,600 | 37,300 | 33.5 | 339.4 | 17,000 | 34,200 | 40.7 | 355.7 | 11,600 | 30,000 | 280 |
| 290 | 17.1 | 284.0 | 20,700 | 34,000 | 28.7 | 322.4 | 15,400 | 32,200 | 36.7 | 342.9 | 10,200 | 28,200 | 290 |
| 300 | | | | | 23.0 | 301.1 | 13,800 | 30,300 | 32.4 | 328.0 | | 26,400 | 300 |
| 310 | | | | | 15.4 | 271.3 | 12,300 | 28,500 | 27.4 | 310.1 | | 24,800 | 310 |
| 320 | | | | | | | | | 21.4 | 287.4 | | 23,300 | 320 |
| 330 | | | | | | | | | 12.8 | 253.3 | | 21,800 | 330 |

MLC300 VPC-MAX S-1

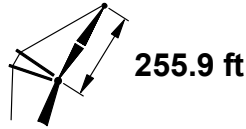
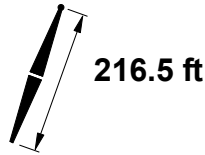
ASME B30.5



| ft | 85° | | | | 83° | | | | 80° | | | | ft |
|-----|------|-------|--------|--------|------|-------|--------|--------|------|-------|--------|--------|-----|
| | ft | lb | lb | lb | ft | lb | lb | lb | ft | lb | lb | lb | |
| 100 | 73.8 | 469.2 | 58,800 | 58,800 | | | | | | | | | 100 |
| 105 | 72.7 | 467.6 | 58,600 | 58,600 | | | | | | | | | 105 |
| 110 | 71.5 | 465.9 | 58,300 | 58,300 | | | | | | | | | 110 |
| 115 | 70.3 | 464.1 | 58,000 | 58,000 | | | | | | | | | 115 |
| 120 | 69.1 | 462.2 | 57,800 | 57,800 | 70.9 | 464.2 | 57,600 | 57,600 | | | | | 120 |
| 125 | 67.9 | 460.2 | 57,400 | 57,400 | 69.7 | 462.4 | 57,400 | 57,400 | | | | | 125 |
| 130 | 66.7 | 458.0 | 57,100 | 57,100 | 68.5 | 460.4 | 57,200 | 57,200 | | | | | 130 |
| 135 | 65.4 | 455.7 | 56,700 | 56,700 | 67.3 | 458.3 | 57,000 | 57,000 | | | | | 135 |
| 140 | 64.2 | 453.3 | 56,400 | 56,400 | 66.1 | 456.1 | 56,800 | 56,800 | 68.8 | 459.1 | 55,400 | 55,400 | 140 |
| 145 | 62.9 | 450.8 | 56,000 | 56,000 | 64.8 | 453.7 | 56,500 | 56,500 | 67.6 | 457.0 | 55,400 | 55,400 | 145 |
| 150 | 61.7 | 448.1 | 55,600 | 55,600 | 63.6 | 451.2 | 56,300 | 56,300 | 66.4 | 454.9 | 55,400 | 55,400 | 150 |
| 155 | 60.4 | 445.2 | 55,300 | 55,300 | 62.3 | 448.6 | 56,000 | 56,000 | 65.1 | 452.5 | 55,300 | 55,300 | 155 |
| 160 | 59.1 | 442.2 | 54,900 | 54,900 | 61.0 | 445.8 | 55,700 | 55,700 | 63.9 | 450.1 | 55,200 | 55,200 | 160 |
| 165 | 57.7 | 439.1 | 53,600 | 53,600 | 59.7 | 442.9 | 55,400 | 55,400 | 62.6 | 447.5 | 55,100 | 55,100 | 165 |
| 170 | 56.4 | 435.8 | 52,200 | 52,200 | 58.4 | 439.9 | 55,100 | 55,100 | 61.4 | 444.8 | 55,000 | 55,000 | 170 |
| 175 | 55.0 | 432.3 | 50,800 | 50,800 | 57.1 | 436.6 | 54,800 | 54,800 | 60.1 | 441.9 | 54,800 | 54,800 | 175 |
| 180 | 53.7 | 428.6 | 49,400 | 49,400 | 55.7 | 433.2 | 54,500 | 54,500 | 58.8 | 438.9 | 54,600 | 54,600 | 180 |
| 185 | 52.2 | 424.7 | 48,000 | 48,000 | 54.4 | 429.6 | 53,200 | 53,200 | 57.4 | 435.7 | 54,500 | 54,500 | 185 |
| 190 | 50.8 | 420.7 | 46,700 | 46,700 | 53.0 | 425.9 | 51,700 | 51,700 | 56.1 | 432.3 | 54,100 | 54,400 | 190 |
| 195 | 49.3 | 416.4 | 45,400 | 45,400 | 51.5 | 421.9 | 50,200 | 50,200 | 54.7 | 428.8 | 51,900 | 54,100 | 195 |
| 200 | 47.8 | 411.9 | 44,100 | 44,100 | 50.1 | 417.8 | 48,500 | 48,500 | 53.3 | 425.1 | 49,900 | 53,200 | 200 |
| 205 | 46.3 | 407.1 | 42,800 | 42,800 | 48.6 | 413.4 | 47,000 | 47,000 | 51.9 | 421.2 | 47,900 | 51,700 | 205 |
| 210 | 44.7 | 402.1 | 41,600 | 41,600 | 47.1 | 408.7 | 45,300 | 45,300 | 50.5 | 417.0 | 46,000 | 50,100 | 210 |
| 215 | 43.0 | 396.8 | 40,100 | 40,100 | 45.5 | 403.8 | 43,600 | 43,600 | 49.0 | 412.7 | 44,300 | 48,600 | 215 |
| 220 | 41.4 | 391.1 | 38,400 | 38,400 | 43.9 | 398.7 | 41,900 | 41,900 | 47.5 | 408.1 | 42,600 | 46,900 | 220 |
| 225 | 39.6 | 385.1 | 36,700 | 36,700 | 42.2 | 393.2 | 40,300 | 40,300 | 45.9 | 403.3 | 40,900 | 45,300 | 225 |
| 230 | 37.8 | 378.8 | 35,100 | 35,100 | 40.5 | 387.4 | 38,600 | 38,600 | 44.3 | 398.2 | 39,400 | 43,600 | 230 |
| 235 | 35.9 | 371.9 | 33,400 | 33,400 | 38.7 | 381.2 | 36,800 | 36,800 | 42.7 | 392.8 | 37,900 | 41,800 | 235 |
| 240 | 33.9 | 364.6 | 31,800 | 31,800 | 36.9 | 374.6 | 35,100 | 35,100 | 41.0 | 387.1 | 36,500 | 40,100 | 240 |
| 245 | 31.8 | 356.7 | 30,200 | 30,200 | 34.9 | 367.6 | 33,400 | 33,400 | 39.2 | 381.0 | 35,100 | 38,300 | 245 |
| 250 | 29.6 | 348.0 | 28,600 | 28,600 | 32.9 | 359.9 | 31,700 | 31,700 | 37.4 | 374.6 | 33,800 | 36,600 | 250 |
| 255 | 27.2 | 338.5 | 27,000 | 27,000 | 30.7 | 351.7 | 30,100 | 30,100 | 35.4 | 367.6 | 32,500 | 34,800 | 255 |
| 260 | 24.5 | 327.9 | 25,500 | 25,500 | 28.4 | 342.6 | 28,400 | 28,400 | 33.4 | 360.1 | 31,300 | 33,100 | 260 |
| 265 | 21.6 | 315.8 | 23,900 | 23,900 | 25.9 | 332.6 | 26,900 | 26,900 | 31.3 | 352.1 | 30,100 | 31,400 | 265 |
| 270 | 18.2 | 301.5 | 22,500 | 22,500 | 23.2 | 321.3 | 25,300 | 25,300 | 29.0 | 343.2 | 29,000 | 29,700 | 270 |
| 280 | 7.7 | 255.8 | 19,900 | 19,900 | 16.3 | 292.5 | 22,300 | 22,300 | 23.9 | 322.6 | 26,400 | 26,400 | 280 |
| 290 | | | | | | | | | 17.3 | 295.1 | 23,300 | 23,300 | 290 |
| 300 | | | | | | | | | 5.1 | 241.6 | 20,700 | 20,700 | 300 |
| 310 | | | | | | | | | | | | | 310 |
| 320 | | | | | | | | | | | | | 320 |
| 330 | | | | | | | | | | | | | 330 |
| 340 | | | | | | | | | | | | | 340 |
| 350 | | | | | | | | | | | | | 350 |

MLC300 VPC-MAX S-1

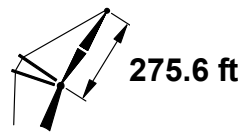
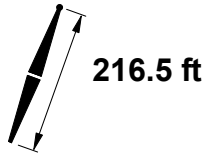
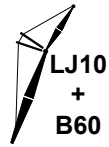
ASME B30.5



| ft | 75° | | | | 70° | | | | 65° | | | | ft |
|-----|------|-------|--------|--------|------|-------|--------|--------|------|-------|--------|--|-----|
| | ft | lb | lb | lb | ft | lb | lb | lb | ft | lb | lb | | |
| 100 | | | | | | | | | | | | | 100 |
| 105 | | | | | | | | | | | | | 105 |
| 110 | | | | | | | | | | | | | 110 |
| 115 | | | | | | | | | | | | | 115 |
| 120 | | | | | | | | | | | | | 120 |
| 125 | | | | | | | | | | | | | 125 |
| 130 | | | | | | | | | | | | | 130 |
| 135 | | | | | | | | | | | | | 135 |
| 140 | | | | | | | | | | | | | 140 |
| 145 | | | | | | | | | | | | | 145 |
| 150 | | | | | | | | | | | | | 150 |
| 155 | | | | | | | | | | | | | 155 |
| 160 | | | | | | | | | | | | | 160 |
| 165 | | | | | | | | | | | | | 165 |
| 170 | | | | | | | | | | | | | 170 |
| 175 | | | | | | | | | | | | | 175 |
| 180 | 63.5 | 445.0 | 49,500 | 51,100 | | | | | | | | | 180 |
| 185 | 62.3 | 442.4 | 47,400 | 51,300 | | | | | | | | | 185 |
| 190 | 61.0 | 439.6 | 45,300 | 51,500 | | | | | | | | | 190 |
| 195 | 59.7 | 436.7 | 43,400 | 51,600 | | | | | | | | | 195 |
| 200 | 58.4 | 433.6 | 41,500 | 51,700 | | | | | | | | | 200 |
| 205 | 57.0 | 430.4 | 39,800 | 51,800 | | | | | | | | | 205 |
| 210 | 55.7 | 427.0 | 38,100 | 51,900 | | | | | | | | | 210 |
| 215 | 54.3 | 423.4 | 36,500 | 51,900 | | | | | | | | | 215 |
| 220 | 52.9 | 419.6 | 35,000 | 52,000 | 57.9 | 426.5 | 27,600 | 47,000 | | | | | 220 |
| 225 | 51.5 | 415.7 | 33,600 | 52,000 | 56.5 | 423.2 | 26,400 | 47,000 | | | | | 225 |
| 230 | 50.0 | 411.5 | 32,200 | 50,500 | 55.2 | 419.8 | 25,100 | 45,400 | | | | | 230 |
| 235 | 48.5 | 407.1 | 30,900 | 49,100 | 53.8 | 416.1 | 24,000 | 43,900 | | | | | 235 |
| 240 | 47.0 | 402.5 | 29,600 | 47,500 | 52.4 | 412.3 | 22,800 | 42,500 | | | | | 240 |
| 245 | 45.4 | 397.6 | 28,400 | 46,000 | 50.9 | 408.2 | 21,800 | 41,100 | | | | | 245 |
| 250 | 43.8 | 392.4 | 27,200 | 44,300 | 49.5 | 404.0 | 20,700 | 39,800 | | | | | 250 |
| 255 | 42.2 | 386.9 | 26,100 | 42,600 | 48.0 | 399.5 | 19,700 | 38,600 | 53.1 | 406.8 | 33,800 | | 255 |
| 260 | 40.4 | 381.1 | 25,000 | 40,900 | 46.4 | 394.7 | 18,800 | 37,300 | 51.7 | 402.8 | 32,700 | | 260 |
| 265 | 38.7 | 374.9 | 23,900 | 39,100 | 44.8 | 389.7 | 17,900 | 36,200 | 50.2 | 398.7 | 31,600 | | 265 |
| 270 | 36.8 | 368.3 | 22,900 | 37,400 | 43.2 | 384.4 | 17,000 | 35,100 | 48.7 | 394.3 | 30,600 | | 270 |
| 280 | 32.8 | 353.5 | 21,000 | 33,900 | 39.8 | 372.9 | 15,300 | 32,900 | 45.6 | 384.8 | 28,600 | | 280 |
| 290 | 28.3 | 336.2 | 19,200 | 30,400 | 36.1 | 359.7 | 13,700 | 30,900 | 42.4 | 374.2 | 26,800 | | 290 |
| 300 | 23.0 | 314.8 | 17,500 | 27,000 | 32.0 | 344.6 | 12,200 | 29,100 | 38.9 | 362.3 | 25,100 | | 300 |
| 310 | 16.2 | 285.7 | 15,900 | 23,900 | 27.4 | 326.6 | 10,800 | 27,300 | 35.1 | 348.7 | 23,500 | | 310 |
| 320 | | | | | 21.9 | 304.1 | | 25,700 | 30.9 | 332.9 | 22,000 | | 320 |
| 330 | | | | | 14.5 | 272.5 | | 24,100 | 26.1 | 314.0 | 20,600 | | 330 |
| 340 | | | | | | | | | 20.3 | 290.0 | 19,200 | | 340 |
| 350 | | | | | | | | | 11.9 | 253.8 | 17,900 | | 350 |

MLC300 VPC-MAX S-1

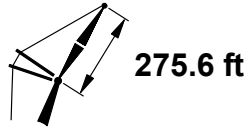
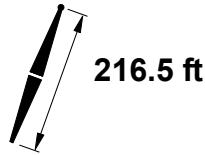
ASME B30.5



| ft | 85° | | | | 83° | | | | 80° | | | | ft |
|-----|------|-------|--------|--------|------|-------|--------|--------|------|-------|--------|--------|-----|
| | ft | lb | lb | lb | ft | lb | lb | lb | ft | lb | lb | lb | |
| 105 | 73.9 | 488.2 | 50,100 | 50,100 | | | | | | | | | 105 |
| 110 | 72.9 | 486.7 | 49,800 | 49,800 | | | | | | | | | 110 |
| 115 | 71.8 | 485.0 | 49,500 | 49,500 | | | | | | | | | 115 |
| 120 | 70.7 | 483.3 | 49,200 | 49,200 | | | | | | | | | 120 |
| 125 | 69.5 | 481.4 | 48,900 | 48,900 | 71.2 | 483.3 | 48,800 | 48,800 | | | | | 125 |
| 130 | 68.4 | 479.4 | 48,600 | 48,600 | 70.1 | 481.5 | 48,600 | 48,600 | | | | | 130 |
| 135 | 67.3 | 477.3 | 48,400 | 48,400 | 69.0 | 479.6 | 48,400 | 48,400 | | | | | 135 |
| 140 | 66.2 | 475.1 | 47,900 | 47,900 | 67.9 | 477.6 | 48,100 | 48,100 | | | | | 140 |
| 145 | 65.0 | 472.8 | 47,500 | 47,500 | 66.7 | 475.4 | 47,800 | 47,800 | | | | | 145 |
| 150 | 63.9 | 470.3 | 47,100 | 47,100 | 65.6 | 473.1 | 47,500 | 47,500 | 68.2 | 476.3 | 46,700 | 46,700 | 150 |
| 155 | 62.7 | 467.8 | 46,800 | 46,800 | 64.5 | 470.7 | 47,200 | 47,200 | 67.0 | 474.2 | 46,600 | 46,600 | 155 |
| 160 | 61.5 | 465.0 | 46,400 | 46,400 | 63.3 | 468.2 | 46,900 | 46,900 | 65.9 | 471.9 | 46,400 | 46,400 | 160 |
| 165 | 60.3 | 462.2 | 46,000 | 46,000 | 62.1 | 465.6 | 46,600 | 46,600 | 64.8 | 469.6 | 46,300 | 46,300 | 165 |
| 170 | 59.1 | 459.2 | 45,700 | 45,700 | 60.9 | 462.8 | 46,300 | 46,300 | 63.6 | 467.1 | 46,100 | 46,100 | 170 |
| 175 | 57.9 | 456.1 | 45,300 | 45,300 | 59.7 | 459.9 | 46,000 | 46,000 | 62.4 | 464.5 | 45,900 | 45,900 | 175 |
| 180 | 56.6 | 452.8 | 45,000 | 45,000 | 58.5 | 456.8 | 45,700 | 45,700 | 61.2 | 461.7 | 45,700 | 45,700 | 180 |
| 185 | 55.4 | 449.3 | 44,200 | 44,200 | 57.3 | 453.6 | 45,400 | 45,400 | 60.0 | 458.8 | 45,500 | 45,500 | 185 |
| 190 | 54.1 | 445.7 | 43,100 | 43,100 | 56.0 | 450.2 | 45,000 | 45,000 | 58.8 | 455.8 | 45,200 | 45,200 | 190 |
| 195 | 52.8 | 441.9 | 42,000 | 42,000 | 54.7 | 446.7 | 44,700 | 44,700 | 57.6 | 452.6 | 45,000 | 45,000 | 195 |
| 200 | 51.5 | 437.9 | 40,900 | 40,900 | 53.5 | 443.0 | 44,400 | 44,400 | 56.3 | 449.3 | 44,800 | 44,800 | 200 |
| 205 | 50.1 | 433.8 | 39,900 | 39,900 | 52.1 | 439.1 | 44,100 | 44,100 | 55.1 | 445.8 | 44,500 | 44,500 | 205 |
| 210 | 48.7 | 429.4 | 38,800 | 38,800 | 50.8 | 435.1 | 43,800 | 43,800 | 53.8 | 442.2 | 44,300 | 44,300 | 210 |
| 215 | 47.3 | 424.8 | 37,800 | 37,800 | 49.4 | 430.8 | 43,600 | 43,600 | 52.5 | 438.4 | 43,000 | 43,000 | 215 |
| 220 | 45.9 | 420.0 | 36,800 | 36,800 | 48.0 | 426.3 | 42,500 | 42,500 | 51.1 | 434.3 | 41,300 | 43,800 | 220 |
| 225 | 44.4 | 414.9 | 35,700 | 35,700 | 46.6 | 421.6 | 41,500 | 41,500 | 49.8 | 430.1 | 39,700 | 43,600 | 225 |
| 230 | 42.9 | 409.5 | 34,800 | 34,800 | 45.1 | 416.7 | 40,400 | 40,400 | 48.4 | 425.7 | 38,200 | 43,400 | 230 |
| 235 | 41.3 | 403.9 | 33,900 | 33,900 | 43.6 | 411.5 | 39,400 | 39,400 | 47.0 | 421.0 | 36,700 | 43,200 | 235 |
| 240 | 39.7 | 397.9 | 33,000 | 33,000 | 42.1 | 406.0 | 38,400 | 38,400 | 45.5 | 416.2 | 35,300 | 43,000 | 240 |
| 245 | 38.0 | 391.6 | 32,100 | 32,100 | 40.5 | 400.1 | 37,400 | 37,400 | 44.0 | 411.0 | 33,900 | 42,800 | 245 |
| 250 | 36.2 | 384.8 | 31,300 | 31,300 | 38.9 | 394.0 | 36,400 | 36,400 | 42.5 | 405.6 | 32,600 | 42,600 | 250 |
| 255 | 34.4 | 377.6 | 30,500 | 30,500 | 37.1 | 387.4 | 35,300 | 35,600 | 40.9 | 399.9 | 31,300 | 42,400 | 255 |
| 260 | 32.5 | 369.8 | 29,800 | 29,800 | 35.4 | 380.5 | 34,000 | 34,700 | 39.3 | 393.8 | 30,100 | 42,300 | 260 |
| 265 | 30.5 | 361.5 | 29,100 | 29,100 | 33.5 | 373.0 | 32,800 | 33,800 | 37.6 | 387.4 | 29,000 | 40,900 | 265 |
| 270 | 28.3 | 352.4 | 28,400 | 28,400 | 31.5 | 365.0 | 31,600 | 33,000 | 35.8 | 380.5 | 27,800 | 39,100 | 270 |
| 280 | 23.4 | 331.2 | 27,300 | 27,300 | 27.2 | 346.8 | 29,300 | 31,500 | 32.0 | 365.3 | 25,700 | 35,700 | 280 |
| 290 | 17.3 | 303.4 | 26,200 | 26,200 | 22.1 | 324.4 | 27,100 | 28,600 | 27.8 | 347.5 | 23,700 | 32,500 | 290 |
| 300 | 6.8 | 254.2 | 22,700 | 22,700 | 15.4 | 293.9 | 25,100 | 25,800 | 22.8 | 325.8 | 21,800 | 29,400 | 300 |
| 310 | | | | | | | | | 16.4 | 296.8 | 20,000 | 26,600 | 310 |
| 320 | | | | | | | | | 4.0 | 237.7 | 18,100 | 23,800 | 320 |
| 330 | | | | | | | | | | | | | 330 |
| 340 | | | | | | | | | | | | | 340 |
| 350 | | | | | | | | | | | | | 350 |
| 360 | | | | | | | | | | | | | 360 |
| 370 | | | | | | | | | | | | | 370 |

MLC300 VPC-MAX S-1

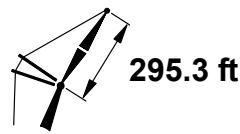
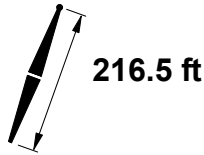
ASME B30.5



| ft | 75° | | | | 70° | | | | 65° | | | | ft |
|-----|------|-------|--------|--------|------|-------|--------|--------|------|-------|--------|--|-----|
| | ft | lb | lb | lb | ft | lb | lb | lb | ft | lb | lb | | |
| 105 | | | | | | | | | | | | | 105 |
| 110 | | | | | | | | | | | | | 110 |
| 115 | | | | | | | | | | | | | 115 |
| 120 | | | | | | | | | | | | | 120 |
| 125 | | | | | | | | | | | | | 125 |
| 130 | | | | | | | | | | | | | 130 |
| 135 | | | | | | | | | | | | | 135 |
| 140 | | | | | | | | | | | | | 140 |
| 145 | | | | | | | | | | | | | 145 |
| 150 | | | | | | | | | | | | | 150 |
| 155 | | | | | | | | | | | | | 155 |
| 160 | | | | | | | | | | | | | 160 |
| 165 | | | | | | | | | | | | | 165 |
| 170 | | | | | | | | | | | | | 170 |
| 175 | | | | | | | | | | | | | 175 |
| 180 | | | | | | | | | | | | | 180 |
| 185 | | | | | | | | | | | | | 185 |
| 190 | 63.2 | 462.0 | 42,700 | 42,700 | | | | | | | | | 190 |
| 195 | 62.1 | 459.4 | 42,000 | 42,800 | | | | | | | | | 195 |
| 200 | 60.9 | 456.6 | 40,100 | 42,900 | | | | | | | | | 200 |
| 205 | 59.7 | 453.7 | 38,400 | 42,900 | | | | | | | | | 205 |
| 210 | 58.5 | 450.6 | 36,700 | 42,900 | | | | | | | | | 210 |
| 215 | 57.2 | 447.4 | 35,200 | 42,800 | | | | | | | | | 215 |
| 220 | 56.0 | 444.0 | 33,700 | 42,800 | | | | | | | | | 220 |
| 225 | 54.7 | 440.5 | 32,200 | 42,700 | | | | | | | | | 225 |
| 230 | 53.4 | 436.8 | 30,800 | 42,600 | 58.0 | 443.5 | 23,700 | 39,000 | | | | | 230 |
| 235 | 52.1 | 432.9 | 29,500 | 42,600 | 56.7 | 440.2 | 22,500 | 39,200 | | | | | 235 |
| 240 | 50.7 | 428.8 | 28,300 | 42,500 | 55.5 | 436.8 | 21,400 | 39,400 | | | | | 240 |
| 245 | 49.4 | 424.5 | 27,100 | 42,400 | 54.2 | 433.2 | 20,300 | 39,600 | | | | | 245 |
| 250 | 48.0 | 420.1 | 25,900 | 42,300 | 52.9 | 429.4 | 19,300 | 38,800 | | | | | 250 |
| 255 | 46.5 | 415.3 | 24,800 | 42,200 | 51.6 | 425.5 | 18,300 | 37,500 | | | | | 255 |
| 260 | 45.1 | 410.4 | 23,700 | 41,200 | 50.2 | 421.3 | 17,400 | 36,300 | | | | | 260 |
| 265 | 43.6 | 405.2 | 22,700 | 39,900 | 48.8 | 417.0 | 16,500 | 35,200 | 53.6 | 423.9 | 30,500 | | 265 |
| 270 | 42.0 | 399.6 | 21,700 | 38,700 | 47.4 | 412.4 | 15,600 | 34,000 | 52.2 | 420.0 | 29,500 | | 270 |
| 280 | 38.8 | 387.7 | 19,800 | 36,400 | 44.5 | 402.5 | 13,900 | 31,900 | 49.5 | 411.7 | 27,600 | | 280 |
| 290 | 35.3 | 374.1 | 18,000 | 34,300 | 41.4 | 391.6 | 12,400 | 30,000 | 46.7 | 402.6 | 25,800 | | 290 |
| 300 | 31.4 | 358.6 | 16,300 | 32,300 | 38.1 | 379.3 | 10,900 | 28,100 | 43.8 | 392.5 | 24,100 | | 300 |
| 310 | 27.1 | 340.3 | 14,800 | 30,400 | 34.6 | 365.4 | | 26,400 | 40.6 | 381.2 | 22,500 | | 310 |
| 320 | 22.0 | 317.8 | 13,300 | 28,600 | 30.7 | 349.4 | | 24,800 | 37.3 | 368.6 | 21,000 | | 320 |
| 330 | 15.3 | 287.1 | 11,800 | 26,700 | 26.2 | 330.5 | | 23,300 | 33.6 | 354.2 | 19,700 | | 330 |
| 340 | | | | | 20.9 | 306.9 | | 21,800 | 29.6 | 337.6 | 18,300 | | 340 |
| 350 | | | | | 13.6 | 273.5 | | 20,400 | 25.0 | 317.7 | 17,100 | | 350 |
| 360 | | | | | | | | | 19.3 | 292.4 | 15,900 | | 360 |
| 370 | | | | | | | | | 11.1 | 254.0 | 14,700 | | 370 |

MLC300 VPC-MAX S-1

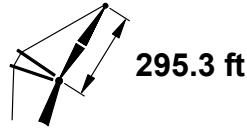
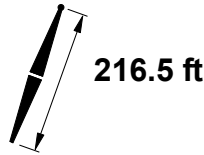
ASME B30.5



| ft | 85° | | | | 83° | | | | 80° | | | | ft |
|-----|------|-------|--------|--------|------|-------|--------|--------|------|-------|--------|--------|-----|
| | ft | lb | lb | lb | ft | lb | lb | lb | ft | lb | lb | lb | |
| 115 | 73.0 | 505.8 | 42,200 | 42,200 | | | | | | | | | 115 |
| 120 | 72.0 | 504.1 | 41,900 | 41,900 | | | | | | | | | 120 |
| 125 | 71.0 | 502.4 | 41,600 | 41,600 | | | | | | | | | 125 |
| 130 | 69.9 | 500.6 | 41,300 | 41,300 | 71.5 | 502.4 | 41,200 | 41,200 | | | | | 130 |
| 135 | 68.9 | 498.6 | 41,000 | 41,000 | 70.5 | 500.6 | 41,000 | 41,000 | | | | | 135 |
| 140 | 67.9 | 496.6 | 40,600 | 40,600 | 69.4 | 498.8 | 40,700 | 40,700 | | | | | 140 |
| 145 | 66.8 | 494.4 | 40,300 | 40,300 | 68.4 | 496.8 | 40,500 | 40,500 | | | | | 145 |
| 150 | 65.7 | 492.2 | 39,900 | 39,900 | 67.3 | 494.7 | 40,200 | 40,200 | | | | | 150 |
| 155 | 64.7 | 489.8 | 39,600 | 39,600 | 66.3 | 492.5 | 39,900 | 39,900 | 68.7 | 495.5 | 39,200 | 39,200 | 155 |
| 160 | 63.6 | 487.3 | 39,200 | 39,200 | 65.2 | 490.2 | 39,600 | 39,600 | 67.6 | 493.4 | 39,100 | 39,100 | 160 |
| 165 | 62.5 | 484.7 | 38,900 | 38,900 | 64.1 | 487.8 | 39,300 | 39,300 | 66.5 | 491.3 | 38,900 | 38,900 | 165 |
| 170 | 61.4 | 482.0 | 38,500 | 38,500 | 63.0 | 485.2 | 39,000 | 39,000 | 65.5 | 489.0 | 38,700 | 38,700 | 170 |
| 175 | 60.3 | 479.1 | 38,200 | 38,200 | 61.9 | 482.5 | 38,700 | 38,700 | 64.4 | 486.6 | 38,500 | 38,500 | 175 |
| 180 | 59.1 | 476.2 | 37,800 | 37,800 | 60.8 | 479.8 | 38,300 | 38,300 | 63.3 | 484.1 | 38,300 | 38,300 | 180 |
| 185 | 58.0 | 473.0 | 37,500 | 37,500 | 59.7 | 476.8 | 38,000 | 38,000 | 62.2 | 481.4 | 38,000 | 38,000 | 185 |
| 190 | 56.8 | 469.8 | 37,100 | 37,100 | 58.6 | 473.8 | 37,700 | 37,700 | 61.1 | 478.7 | 37,800 | 37,800 | 190 |
| 195 | 55.6 | 466.4 | 36,800 | 36,800 | 57.4 | 470.6 | 37,400 | 37,400 | 60.0 | 475.8 | 37,600 | 37,600 | 195 |
| 200 | 54.5 | 462.8 | 36,500 | 36,500 | 56.3 | 467.3 | 37,100 | 37,100 | 58.9 | 472.8 | 37,300 | 37,300 | 200 |
| 205 | 53.2 | 459.1 | 36,200 | 36,200 | 55.1 | 463.8 | 36,800 | 36,800 | 57.7 | 469.6 | 37,100 | 37,100 | 205 |
| 210 | 52.0 | 455.2 | 35,600 | 35,600 | 53.9 | 460.1 | 36,500 | 36,500 | 56.6 | 466.3 | 36,800 | 36,800 | 210 |
| 215 | 50.8 | 451.1 | 34,800 | 34,800 | 52.6 | 456.3 | 36,200 | 36,200 | 55.4 | 462.9 | 36,600 | 36,600 | 215 |
| 220 | 49.5 | 446.8 | 33,900 | 33,900 | 51.4 | 452.3 | 35,900 | 35,900 | 54.2 | 459.3 | 36,300 | 36,300 | 220 |
| 225 | 48.2 | 442.4 | 33,100 | 33,100 | 50.1 | 448.2 | 35,600 | 35,600 | 53.0 | 455.5 | 36,100 | 36,100 | 225 |
| 230 | 46.9 | 437.7 | 32,300 | 32,300 | 48.9 | 443.8 | 35,400 | 35,400 | 51.7 | 451.6 | 35,800 | 35,800 | 230 |
| 235 | 45.5 | 432.8 | 31,400 | 31,400 | 47.5 | 439.3 | 35,100 | 35,100 | 50.5 | 447.5 | 35,100 | 35,600 | 235 |
| 240 | 44.1 | 427.7 | 30,600 | 30,600 | 46.2 | 434.5 | 34,900 | 34,900 | 49.2 | 443.2 | 33,700 | 35,400 | 240 |
| 245 | 42.7 | 422.3 | 29,900 | 29,900 | 44.8 | 429.5 | 34,600 | 34,600 | 47.9 | 438.6 | 32,300 | 35,100 | 245 |
| 250 | 41.2 | 416.6 | 29,100 | 29,100 | 43.4 | 424.2 | 33,800 | 33,800 | 46.6 | 433.9 | 31,000 | 34,900 | 250 |
| 255 | 39.7 | 410.7 | 28,400 | 28,400 | 42.0 | 418.7 | 33,000 | 33,000 | 45.2 | 429.0 | 29,800 | 34,700 | 255 |
| 260 | 38.1 | 404.3 | 27,700 | 27,700 | 40.5 | 412.9 | 32,200 | 32,200 | 43.8 | 423.8 | 28,600 | 34,500 | 260 |
| 265 | 36.5 | 397.7 | 27,100 | 27,100 | 39.0 | 406.8 | 31,300 | 31,500 | 42.4 | 418.3 | 27,400 | 34,300 | 265 |
| 270 | 34.8 | 390.5 | 26,400 | 26,400 | 37.4 | 400.3 | 30,100 | 30,700 | 40.9 | 412.6 | 26,300 | 34,100 | 270 |
| 280 | 31.2 | 374.8 | 25,200 | 25,200 | 34.0 | 386.0 | 27,900 | 29,400 | 37.8 | 400.2 | 24,200 | 33,800 | 280 |
| 290 | 27.2 | 356.5 | 24,200 | 24,200 | 30.3 | 369.8 | 25,700 | 28,000 | 34.4 | 386.2 | 22,200 | 33,000 | 290 |
| 300 | 22.5 | 334.4 | 22,200 | 22,200 | 26.1 | 350.7 | 23,800 | 25,600 | 30.8 | 370.2 | 20,400 | 30,500 | 300 |
| 310 | 16.5 | 305.2 | 19,400 | 19,400 | 21.2 | 327.2 | 21,900 | 22,600 | 26.7 | 351.5 | 18,600 | 27,700 | 310 |
| 320 | 6.0 | 252.1 | 16,700 | 16,700 | 14.6 | 295.2 | 19,600 | 19,600 | 21.8 | 328.8 | 17,000 | 24,500 | 320 |
| 330 | | | | | | | | | 15.6 | 298.3 | 15,400 | 21,200 | 330 |
| 340 | | | | | | | | | 2.4 | 231.2 | 13,700 | 18,500 | 340 |
| 350 | | | | | | | | | | | | | 350 |
| 360 | | | | | | | | | | | | | 360 |
| 370 | | | | | | | | | | | | | 370 |
| 380 | | | | | | | | | | | | | 380 |
| 390 | | | | | | | | | | | | | 390 |

MLC300 VPC-MAX S-1

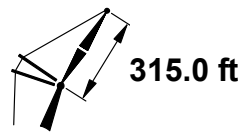
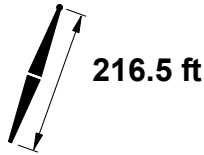
ASME B30.5



| ft | 75° | | | | 70° | | | | 65° | | | |
|-----|------|-------|--------|--------|------|-------|--------|--------|------|-------|--------|-----|
| | ft | lb | lb | lb | ft | lb | lb | lb | ft | lb | lb | ft |
| 115 | | | | | | | | | | | | 115 |
| 120 | | | | | | | | | | | | 120 |
| 125 | | | | | | | | | | | | 125 |
| 130 | | | | | | | | | | | | 130 |
| 135 | | | | | | | | | | | | 135 |
| 140 | | | | | | | | | | | | 140 |
| 145 | | | | | | | | | | | | 145 |
| 150 | | | | | | | | | | | | 150 |
| 155 | | | | | | | | | | | | 155 |
| 160 | | | | | | | | | | | | 160 |
| 165 | | | | | | | | | | | | 165 |
| 170 | | | | | | | | | | | | 170 |
| 175 | | | | | | | | | | | | 175 |
| 180 | | | | | | | | | | | | 180 |
| 185 | | | | | | | | | | | | 185 |
| 190 | | | | | | | | | | | | 190 |
| 195 | | | | | | | | | | | | 195 |
| 200 | 63.0 | 479.0 | 35,500 | 35,500 | | | | | | | | 200 |
| 205 | 61.9 | 476.4 | 35,500 | 35,500 | | | | | | | | 205 |
| 210 | 60.8 | 473.6 | 34,900 | 35,500 | | | | | | | | 210 |
| 215 | 59.7 | 470.6 | 33,400 | 35,400 | | | | | | | | 215 |
| 220 | 58.5 | 467.6 | 31,900 | 35,300 | | | | | | | | 220 |
| 225 | 57.4 | 464.4 | 30,400 | 35,200 | | | | | | | | 225 |
| 230 | 56.2 | 461.0 | 29,100 | 35,200 | | | | | | | | 230 |
| 235 | 55.0 | 457.5 | 27,800 | 35,000 | | | | | | | | 235 |
| 240 | 53.8 | 453.9 | 26,500 | 34,900 | 58.1 | 460.5 | 19,500 | 32,100 | | | | 240 |
| 245 | 52.6 | 450.1 | 25,300 | 34,800 | 56.9 | 457.2 | 18,500 | 32,200 | | | | 245 |
| 250 | 51.4 | 446.1 | 24,200 | 34,700 | 55.8 | 453.8 | 17,500 | 32,300 | | | | 250 |
| 255 | 50.1 | 441.9 | 23,100 | 34,500 | 54.6 | 450.3 | 16,500 | 32,400 | | | | 255 |
| 260 | 48.8 | 437.6 | 22,000 | 34,400 | 53.4 | 446.6 | 15,600 | 32,500 | | | | 260 |
| 265 | 47.5 | 433.0 | 21,000 | 34,200 | 52.1 | 442.7 | 14,700 | 32,500 | | | | 265 |
| 270 | 46.2 | 428.2 | 20,000 | 34,100 | 50.9 | 438.6 | 13,800 | 32,500 | | | | 270 |
| 280 | 43.4 | 417.9 | 18,100 | 33,900 | 48.3 | 430.0 | 12,100 | 30,600 | 52.7 | 437.2 | 26,200 | 280 |
| 290 | 40.4 | 406.6 | 16,400 | 33,100 | 45.6 | 420.4 | 10,600 | 28,700 | 50.2 | 429.1 | 24,400 | 290 |
| 300 | 37.3 | 393.9 | 14,700 | 31,100 | 42.8 | 410.0 | | 26,800 | 47.7 | 420.2 | 22,700 | 300 |
| 310 | 33.9 | 379.7 | 13,200 | 29,200 | 39.9 | 398.4 | | 25,200 | 44.9 | 410.5 | 21,200 | 310 |
| 320 | 30.2 | 363.4 | 11,700 | 27,500 | 36.7 | 385.4 | | 23,600 | 42.1 | 399.7 | 19,700 | 320 |
| 330 | 26.0 | 344.2 | 10,400 | 25,900 | 33.2 | 370.8 | | 22,100 | 39.1 | 387.8 | 18,300 | 330 |
| 340 | 21.0 | 320.6 | | 24,300 | 29.5 | 354.1 | | 20,600 | 35.8 | 374.5 | 17,000 | 340 |
| 350 | 14.5 | 288.3 | | 22,800 | 25.1 | 334.2 | | 19,300 | 32.3 | 359.4 | 15,800 | 350 |
| 360 | | | | | 20.0 | 309.5 | | 18,000 | 28.4 | 342.0 | 14,700 | 360 |
| 370 | | | | | 12.9 | 274.3 | | 16,700 | 24.0 | 321.2 | 13,500 | 370 |
| 380 | | | | | | | | | 18.4 | 294.6 | 12,500 | 380 |
| 390 | | | | | | | | | 10.3 | 254.0 | 11,400 | 390 |

MLC300 VPC-MAX S-1

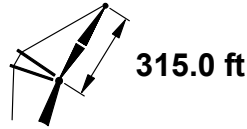
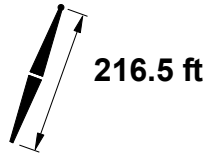
ASME B30.5



| ft | 85° | | | | 83° | | | | 80° | | | | ft |
|-----|------|-------|--------|--------|------|-------|--------|--------|------|-------|--------|--------|-----|
| | ft | lb | lb | lb | ft | lb | lb | lb | ft | lb | lb | lb | |
| 120 | 73.4 | 525.2 | 34,500 | 34,500 | | | | | | | | | 120 |
| 125 | 72.4 | 523.6 | 34,200 | 34,200 | | | | | | | | | 125 |
| 130 | 71.5 | 521.9 | 33,900 | 33,900 | | | | | | | | | 130 |
| 135 | 70.5 | 520.1 | 33,500 | 33,500 | 72.0 | 521.9 | 33,500 | 33,500 | | | | | 135 |
| 140 | 69.5 | 518.3 | 33,200 | 33,200 | 71.0 | 520.2 | 33,300 | 33,300 | | | | | 140 |
| 145 | 68.6 | 516.3 | 32,900 | 32,900 | 70.0 | 518.4 | 33,000 | 33,000 | | | | | 145 |
| 150 | 67.6 | 514.2 | 32,500 | 32,500 | 69.1 | 516.5 | 32,700 | 32,700 | | | | | 150 |
| 155 | 66.6 | 512.1 | 32,200 | 32,200 | 68.1 | 514.4 | 32,400 | 32,400 | | | | | 155 |
| 160 | 65.6 | 509.8 | 31,900 | 31,900 | 67.1 | 512.3 | 32,100 | 32,100 | | | | | 160 |
| 165 | 64.6 | 507.4 | 31,500 | 31,500 | 66.1 | 510.1 | 31,800 | 31,800 | 68.3 | 513.2 | 31,600 | 31,600 | 165 |
| 170 | 63.6 | 504.9 | 31,200 | 31,200 | 65.1 | 507.8 | 31,500 | 31,500 | 67.3 | 511.1 | 31,400 | 31,400 | 170 |
| 175 | 62.5 | 502.3 | 30,900 | 30,900 | 64.1 | 505.3 | 31,200 | 31,200 | 66.3 | 508.9 | 31,100 | 31,100 | 175 |
| 180 | 61.5 | 499.6 | 30,500 | 30,500 | 63.1 | 502.8 | 30,900 | 30,900 | 65.3 | 506.6 | 30,900 | 30,900 | 180 |
| 185 | 60.5 | 496.8 | 30,200 | 30,200 | 62.0 | 500.2 | 30,600 | 30,600 | 64.3 | 504.2 | 30,700 | 30,700 | 185 |
| 190 | 59.4 | 493.8 | 29,900 | 29,900 | 61.0 | 497.4 | 30,300 | 30,300 | 63.3 | 501.7 | 30,400 | 30,400 | 190 |
| 195 | 58.3 | 490.7 | 29,600 | 29,600 | 59.9 | 494.5 | 30,000 | 30,000 | 62.3 | 499.0 | 30,100 | 30,100 | 195 |
| 200 | 57.2 | 487.5 | 29,300 | 29,300 | 58.9 | 491.5 | 29,700 | 29,700 | 61.3 | 496.3 | 29,900 | 29,900 | 200 |
| 205 | 56.2 | 484.2 | 29,000 | 29,000 | 57.8 | 488.3 | 29,400 | 29,400 | 60.2 | 493.4 | 29,600 | 29,600 | 205 |
| 210 | 55.0 | 480.7 | 28,700 | 28,700 | 56.7 | 485.0 | 29,100 | 29,100 | 59.1 | 490.5 | 29,400 | 29,400 | 210 |
| 215 | 53.9 | 477.0 | 28,400 | 28,400 | 55.6 | 481.6 | 28,800 | 28,800 | 58.1 | 487.3 | 29,100 | 29,100 | 215 |
| 220 | 52.8 | 473.3 | 28,100 | 28,100 | 54.5 | 478.1 | 28,600 | 28,600 | 57.0 | 484.1 | 28,900 | 28,900 | 220 |
| 225 | 51.6 | 469.3 | 27,900 | 27,900 | 53.4 | 474.4 | 28,300 | 28,300 | 55.9 | 480.7 | 28,600 | 28,600 | 225 |
| 230 | 50.4 | 465.2 | 27,600 | 27,600 | 52.2 | 470.5 | 28,000 | 28,000 | 54.8 | 477.2 | 28,300 | 28,300 | 230 |
| 235 | 49.2 | 460.9 | 27,300 | 27,300 | 51.0 | 466.5 | 27,700 | 27,700 | 53.7 | 473.5 | 28,100 | 28,100 | 235 |
| 240 | 48.0 | 456.4 | 27,100 | 27,100 | 49.9 | 462.2 | 27,500 | 27,500 | 52.5 | 469.7 | 27,800 | 27,800 | 240 |
| 245 | 46.8 | 451.7 | 26,900 | 26,900 | 48.6 | 457.9 | 27,200 | 27,200 | 51.3 | 465.7 | 27,600 | 27,600 | 245 |
| 250 | 45.5 | 446.8 | 26,600 | 26,600 | 47.4 | 453.3 | 27,000 | 27,000 | 50.2 | 461.5 | 27,400 | 27,400 | 250 |
| 255 | 44.2 | 441.7 | 26,200 | 26,200 | 46.2 | 448.5 | 26,800 | 26,800 | 49.0 | 457.2 | 27,200 | 27,200 | 255 |
| 260 | 42.9 | 436.4 | 25,600 | 25,600 | 44.9 | 443.5 | 26,600 | 26,600 | 47.7 | 452.7 | 26,900 | 26,900 | 260 |
| 265 | 41.5 | 430.7 | 25,000 | 25,000 | 43.6 | 438.3 | 26,400 | 26,400 | 46.5 | 447.9 | 26,200 | 26,700 | 265 |
| 270 | 40.1 | 424.8 | 24,400 | 24,400 | 42.2 | 432.8 | 26,200 | 26,200 | 45.2 | 443.0 | 25,100 | 26,500 | 270 |
| 280 | 37.1 | 412.1 | 23,200 | 23,200 | 39.4 | 421.0 | 25,800 | 25,800 | 42.5 | 432.4 | 23,000 | 26,100 | 280 |
| 290 | 34.0 | 397.8 | 20,000 | 20,000 | 36.4 | 407.9 | 23,600 | 23,600 | 39.8 | 420.8 | 21,000 | 25,800 | 290 |
| 300 | 30.5 | 381.6 | 16,700 | 16,700 | 33.2 | 393.2 | 20,300 | 20,300 | 36.8 | 407.8 | 19,200 | 25,500 | 300 |
| 310 | 26.6 | 362.9 | 13,400 | 13,400 | 29.6 | 376.5 | 16,900 | 16,900 | 33.6 | 393.4 | 17,500 | 22,300 | 310 |
| 320 | 22.1 | 340.3 | 10,200 | 10,200 | 25.6 | 356.9 | 13,400 | 13,400 | 30.1 | 376.9 | 15,900 | 18,500 | 320 |
| 330 | | | | | 20.9 | 333.1 | 10,000 | 10,000 | 26.2 | 357.8 | 14,300 | 14,700 | 330 |
| 340 | | | | | | | | | 21.6 | 334.6 | 11,100 | 11,100 | 340 |
| 350 | | | | | | | | | | | | | 350 |
| 360 | | | | | | | | | | | | | 360 |
| 370 | | | | | | | | | | | | | 370 |
| 380 | | | | | | | | | | | | | 380 |
| 390 | | | | | | | | | | | | | 390 |

MLC300 VPC-MAX S-1

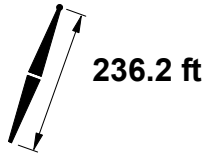
ASME B30.5



| ft | 75° | | | | 70° | | | | 65° | | | | ft |
|-----|------|-------|--------|--------|------|-------|--------|--------|------|-------|--------|--|-----|
| | ft | lb | lb | lb | ft | lb | lb | lb | ft | lb | lb | | |
| 120 | | | | | | | | | | | | | 120 |
| 125 | | | | | | | | | | | | | 125 |
| 130 | | | | | | | | | | | | | 130 |
| 135 | | | | | | | | | | | | | 135 |
| 140 | | | | | | | | | | | | | 140 |
| 145 | | | | | | | | | | | | | 145 |
| 150 | | | | | | | | | | | | | 150 |
| 155 | | | | | | | | | | | | | 155 |
| 160 | | | | | | | | | | | | | 160 |
| 165 | | | | | | | | | | | | | 165 |
| 170 | | | | | | | | | | | | | 170 |
| 175 | | | | | | | | | | | | | 175 |
| 180 | | | | | | | | | | | | | 180 |
| 185 | | | | | | | | | | | | | 185 |
| 190 | | | | | | | | | | | | | 190 |
| 195 | | | | | | | | | | | | | 195 |
| 200 | | | | | | | | | | | | | 200 |
| 205 | | | | | | | | | | | | | 205 |
| 210 | 63.0 | 496.6 | 28,400 | 28,400 | | | | | | | | | 210 |
| 215 | 62.0 | 494.0 | 28,200 | 28,200 | | | | | | | | | 215 |
| 220 | 61.0 | 491.2 | 28,100 | 28,100 | | | | | | | | | 220 |
| 225 | 59.9 | 488.3 | 28,000 | 28,000 | | | | | | | | | 225 |
| 230 | 58.8 | 485.3 | 27,800 | 27,900 | | | | | | | | | 230 |
| 235 | 57.8 | 482.1 | 26,500 | 27,700 | | | | | | | | | 235 |
| 240 | 56.7 | 478.8 | 25,200 | 27,600 | | | | | | | | | 240 |
| 245 | 55.6 | 475.4 | 24,000 | 27,400 | | | | | | | | | 245 |
| 250 | 54.5 | 471.8 | 22,900 | 27,200 | 58.4 | 478.2 | 16,100 | 25,500 | | | | | 250 |
| 255 | 53.3 | 468.1 | 21,800 | 27,100 | 57.3 | 475.0 | 15,100 | 25,500 | | | | | 255 |
| 260 | 52.2 | 464.2 | 20,700 | 26,900 | 56.3 | 471.6 | 14,200 | 25,500 | | | | | 260 |
| 265 | 51.0 | 460.2 | 19,700 | 26,700 | 55.1 | 468.2 | 13,300 | 25,500 | | | | | 265 |
| 270 | 49.8 | 456.0 | 18,700 | 26,600 | 54.0 | 464.5 | 12,400 | 25,500 | | | | | 270 |
| 280 | 47.4 | 447.0 | 16,800 | 26,300 | 51.7 | 456.8 | 10,800 | 25,400 | | | | | 280 |
| 290 | 44.8 | 437.2 | 15,100 | 25,900 | 49.3 | 448.4 | | 25,300 | 53.5 | 455.2 | 23,000 | | 290 |
| 300 | 42.1 | 426.5 | 13,500 | 25,600 | 46.9 | 439.3 | | 25,100 | 51.1 | 447.4 | 21,700 | | 300 |
| 310 | 39.3 | 414.7 | 12,000 | 25,400 | 44.3 | 429.3 | | 24,200 | 48.7 | 438.8 | 20,100 | | 310 |
| 320 | 36.3 | 401.5 | 10,500 | 25,100 | 41.6 | 418.4 | | 22,600 | 46.3 | 429.5 | 18,700 | | 320 |
| 330 | 33.1 | 386.8 | | 23,900 | 38.8 | 406.4 | | 21,100 | 43.7 | 419.3 | 17,300 | | 330 |
| 340 | 29.5 | 370.0 | | 19,900 | 35.7 | 393.0 | | 19,700 | 40.9 | 408.1 | 16,000 | | 340 |
| 350 | 25.5 | 350.4 | | 15,800 | 32.4 | 377.9 | | 18,400 | 38.0 | 395.7 | 14,800 | | 350 |
| 360 | 20.8 | 326.5 | | 12,000 | 28.8 | 360.6 | | 17,100 | 34.9 | 381.9 | 13,700 | | 360 |
| 370 | | | | | 24.7 | 340.4 | | 15,900 | 31.6 | 366.4 | 12,600 | | 370 |
| 380 | | | | | 19.8 | 315.3 | | 12,300 | 27.8 | 348.5 | 11,600 | | 380 |
| 390 | | | | | | | | | 23.6 | 327.2 | 10,400 | | 390 |

MLC300 VPC-MAX S-1

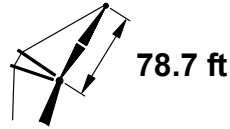
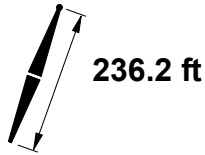
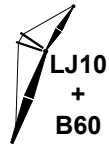
ASME B30.5



| ft | 85° | | | | 83° | | | | 80° | | | | ft |
|-----|------|-------|-----------|-----------|------|-------|-----------|-----------|------|-------|-----------|-----------|-----|
| | ft | ft | lb | lb | ft | ft | lb | lb | ft | ft | lb | lb | |
| 55 | 71.8 | 317.7 | 208,300 d | 208,300 d | | | | | | | | | 55 |
| 60 | 67.9 | 315.7 | 205,900 d | 205,900 d | | | | | | | | | 60 |
| 65 | 63.8 | 313.2 | 198,200 c | 198,200 c | 70.5 | 316.1 | 209,700 d | 209,700 d | | | | | 65 |
| 70 | 59.6 | 310.3 | 183,400 b | 183,400 b | 66.5 | 313.9 | 202,600 c | 202,600 c | | | | | 70 |
| 75 | 55.2 | 306.8 | 170,800 b | 170,800 b | 62.4 | 311.3 | 194,100 c | 194,100 c | | | | | 75 |
| 80 | 50.5 | 302.8 | 160,100 | 160,100 | 58.1 | 308.2 | 185,600 b | 185,600 b | 68.3 | 313.0 | 186,000 d | 200,800 d | 80 |
| 85 | 45.5 | 297.9 | 150,900 | 150,900 | 53.6 | 304.6 | 177,300 b | 177,300 b | 64.3 | 310.6 | 172,500 c | 193,000 c | 85 |
| 90 | 39.9 | 292.1 | 143,100 | 143,100 | 48.8 | 300.2 | 167,000 | 167,000 | 60.1 | 307.8 | 160,700 b | 185,000 b | 90 |
| 95 | 33.5 | 284.8 | 136,600 | 136,600 | 43.6 | 295.1 | 157,500 | 157,500 | 55.7 | 304.4 | 150,200 b | 177,000 b | 95 |
| 100 | 25.6 | 275.2 | 131,700 | 131,700 | 37.7 | 288.8 | 148,600 | 149,400 | 51.0 | 300.4 | 141,000 | 169,100 | 100 |
| 105 | 13.4 | 259.3 | 129,100 | 129,100 | 30.9 | 280.9 | 139,800 | 142,800 | 46.0 | 295.6 | 132,700 | 161,400 | 105 |
| 110 | | | | | 22.1 | 269.9 | 131,700 | 137,700 | 40.5 | 289.9 | 125,200 | 153,800 | 110 |
| 115 | | | | | | | | | 34.2 | 282.8 | 118,300 | 146,500 | 115 |
| 120 | | | | | | | | | 26.5 | 273.6 | 112,100 | 139,200 | 120 |
| 125 | | | | | | | | | 15.3 | 258.9 | 106,200 | 131,600 | 125 |
| 130 | | | | | | | | | | | | | 130 |
| 135 | | | | | | | | | | | | | 135 |
| 140 | | | | | | | | | | | | | 140 |
| 145 | | | | | | | | | | | | | 145 |
| 150 | | | | | | | | | | | | | 150 |
| 155 | | | | | | | | | | | | | 155 |
| 160 | | | | | | | | | | | | | 160 |
| 165 | | | | | | | | | | | | | 165 |
| 170 | | | | | | | | | | | | | 170 |
| 175 | | | | | | | | | | | | | 175 |
| 180 | | | | | | | | | | | | | 180 |
| 185 | | | | | | | | | | | | | 185 |

MLC300 VPC-MAX S-1

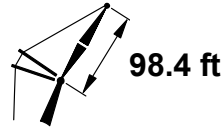
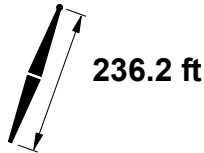
ASME B30.5



| ft | 75° | | | | 70° | | | | 65° | | | | ft |
|-----|------|-------|-----------|-----------|------|-------|----------|-----------|------|-------|--------|--------|-----|
| | ft | ft | lb | lb | ft | lb | lb | ft | lb | lb | | | |
| 55 | | | | | | | | | | | | | 55 |
| 60 | | | | | | | | | | | | | 60 |
| 65 | | | | | | | | | | | | | 65 |
| 70 | | | | | | | | | | | | | 70 |
| 75 | | | | | | | | | | | | | 75 |
| 80 | | | | | | | | | | | | | 80 |
| 85 | | | | | | | | | | | | | 85 |
| 90 | | | | | | | | | | | | | 90 |
| 95 | | | | | | | | | | | | | 95 |
| 100 | | | | | | | | | | | | | 100 |
| 105 | | | | | | | | | | | | | 105 |
| 110 | 60.3 | 303.2 | 113,800 b | 147,800 b | | | | | | | | | 110 |
| 115 | 55.9 | 299.9 | 107,600 b | 140,000 b | | | | | | | | | 115 |
| 120 | 51.2 | 295.9 | 102,000 | 132,900 | | | | | | | | | 120 |
| 125 | 46.2 | 291.2 | 96,900 | 126,400 | | | | | | | | | 125 |
| 130 | 40.7 | 285.5 | 92,100 | 120,400 | | | | | | | | | 130 |
| 135 | 34.5 | 278.5 | 87,800 | 114,900 | 55.6 | 293.2 | 77,100 b | 106,100 b | | | | | 135 |
| 140 | 26.9 | 269.3 | 83,700 | 109,800 | 51.0 | 289.2 | 73,600 | 101,500 | | | | | 140 |
| 145 | 15.9 | 255.1 | 79,700 | 104,900 | 46.0 | 284.5 | 70,200 | 97,100 | | | | | 145 |
| 150 | | | | | 40.4 | 278.7 | 67,100 | 93,000 | | | | | 150 |
| 155 | | | | | 34.1 | 271.7 | 64,100 | 89,200 | | | | | 155 |
| 160 | | | | | 26.4 | 262.3 | 61,300 | 85,600 | 50.1 | 280.3 | 52,400 | 78,600 | 160 |
| 165 | | | | | 15.0 | 247.5 | 58,400 | 82,100 | 45.0 | 275.4 | 50,100 | 75,600 | 165 |
| 170 | | | | | | | | | 39.3 | 269.5 | 47,900 | 72,700 | 170 |
| 175 | | | | | | | | | 32.8 | 262.1 | 45,800 | 69,900 | 175 |
| 180 | | | | | | | | | 24.8 | 252.1 | 43,800 | 67,300 | 180 |
| 185 | | | | | | | | | 11.7 | 234.9 | 41,700 | 64,600 | 185 |

MLC300 VPC-MAX S-1

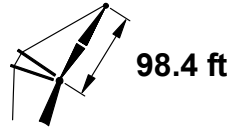
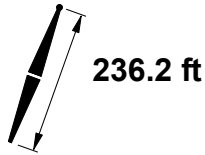
ASME B30.5



| ft | 85° | | | | 83° | | | | 80° | | | | ft |
|-----|------|-------|-----------|-----------|------|-------|-----------|-----------|------|-------|-----------|-----------|-----|
| | ft | lb | lb | lb | ft | lb | lb | lb | ft | lb | lb | lb | |
| 60 | 72.5 | 336.8 | 179,700 d | 179,700 d | | | | | | | | | 60 |
| 65 | 69.4 | 334.9 | 178,200 c | 178,200 c | | | | | | | | | 65 |
| 70 | 66.2 | 332.7 | 175,900 b | 175,900 b | 71.4 | 335.3 | 180,700 c | 180,700 c | | | | | 70 |
| 75 | 63.0 | 330.2 | 168,300 b | 168,300 b | 68.3 | 333.3 | 179,800 c | 179,800 c | | | | | 75 |
| 80 | 59.6 | 327.3 | 157,300 | 157,300 | 65.1 | 330.9 | 175,000 b | 175,000 b | | | | | 80 |
| 85 | 56.1 | 323.9 | 147,700 | 147,700 | 61.8 | 328.3 | 168,400 b | 168,400 b | | | | | 85 |
| 90 | 52.4 | 320.1 | 139,400 | 139,400 | 58.4 | 325.2 | 161,700 | 161,700 | 66.6 | 330.1 | 159,400 b | 174,100 b | 90 |
| 95 | 48.6 | 315.7 | 132,200 | 132,200 | 54.8 | 321.7 | 155,300 | 155,300 | 63.3 | 327.6 | 149,000 b | 168,000 b | 95 |
| 100 | 44.4 | 310.7 | 125,900 | 125,900 | 51.1 | 317.7 | 147,200 | 147,200 | 60.0 | 324.7 | 139,800 | 161,700 | 100 |
| 105 | 40.0 | 304.9 | 120,300 | 120,300 | 47.2 | 313.1 | 139,100 | 139,500 | 56.5 | 321.4 | 131,600 | 155,500 | 105 |
| 110 | 35.0 | 297.9 | 115,700 | 115,700 | 42.9 | 307.8 | 131,300 | 132,800 | 52.8 | 317.6 | 124,200 | 149,400 | 110 |
| 115 | 29.3 | 289.4 | 111,800 | 111,800 | 38.3 | 301.6 | 124,200 | 127,000 | 49.0 | 313.3 | 117,500 | 143,300 | 115 |
| 120 | 22.1 | 278.2 | 109,100 | 109,100 | 33.1 | 294.2 | 117,800 | 122,000 | 44.9 | 308.4 | 111,400 | 137,500 | 120 |
| 125 | 10.7 | 259.2 | 108,300 | 108,300 | 27.0 | 285.0 | 111,800 | 118,000 | 40.5 | 302.6 | 105,800 | 131,800 | 125 |
| 130 | | | | | 19.0 | 272.2 | 106,300 | 115,200 | 35.6 | 295.9 | 100,700 | 126,200 | 130 |
| 135 | | | | | | | | | 29.9 | 287.6 | 95,900 | 120,800 | 135 |
| 140 | | | | | | | | | 23.0 | 276.8 | 91,500 | 115,400 | 140 |
| 145 | | | | | | | | | 12.5 | 259.4 | 87,200 | 109,400 | 145 |
| 150 | | | | | | | | | | | | | 150 |
| 155 | | | | | | | | | | | | | 155 |
| 160 | | | | | | | | | | | | | 160 |
| 165 | | | | | | | | | | | | | 165 |
| 170 | | | | | | | | | | | | | 170 |
| 175 | | | | | | | | | | | | | 175 |
| 180 | | | | | | | | | | | | | 180 |
| 185 | | | | | | | | | | | | | 185 |
| 190 | | | | | | | | | | | | | 190 |
| 195 | | | | | | | | | | | | | 195 |
| 200 | | | | | | | | | | | | | 200 |
| 205 | | | | | | | | | | | | | 205 |

MLC300 VPC-MAX S-1


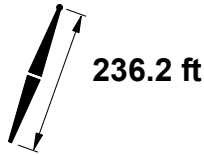
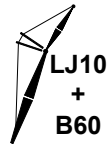
ASME B30.5



| ft | 75° | | | | 70° | | | | 65° | | | | ft |
|-----|------|-------|-----------|-----------|------|-------|--------|--------|------|-------|--------|--------|-----|
| | ft | ft | lb | lb | ft | lb | lb | ft | lb | lb | | | |
| 60 | | | | | | | | | | | | | 60 |
| 65 | | | | | | | | | | | | | 65 |
| 70 | | | | | | | | | | | | | 70 |
| 75 | | | | | | | | | | | | | 75 |
| 80 | | | | | | | | | | | | | 80 |
| 85 | | | | | | | | | | | | | 85 |
| 90 | | | | | | | | | | | | | 90 |
| 95 | | | | | | | | | | | | | 95 |
| 100 | | | | | | | | | | | | | 100 |
| 105 | | | | | | | | | | | | | 105 |
| 110 | | | | | | | | | | | | | 110 |
| 115 | 63.5 | 323.0 | 106,100 b | 138,600 b | | | | | | | | | 115 |
| 120 | 60.1 | 320.2 | 100,600 | 131,600 | | | | | | | | | 120 |
| 125 | 56.6 | 316.9 | 95,600 | 125,200 | | | | | | | | | 125 |
| 130 | 53.0 | 313.1 | 91,000 | 119,300 | | | | | | | | | 130 |
| 135 | 49.2 | 308.9 | 86,700 | 113,900 | | | | | | | | | 135 |
| 140 | 45.1 | 303.9 | 82,700 | 108,800 | | | | | | | | | 140 |
| 145 | 40.7 | 298.2 | 79,100 | 104,200 | 56.4 | 310.3 | 68,300 | 95,700 | | | | | 145 |
| 150 | 35.8 | 291.5 | 75,600 | 99,800 | 52.8 | 306.5 | 65,300 | 91,700 | | | | | 150 |
| 155 | 30.2 | 283.3 | 72,400 | 95,800 | 48.9 | 302.2 | 62,400 | 88,000 | | | | | 155 |
| 160 | 23.3 | 272.6 | 69,300 | 91,900 | 44.8 | 297.2 | 59,800 | 84,500 | | | | | 160 |
| 165 | 13.1 | 255.8 | 66,200 | 88,200 | 40.4 | 291.5 | 57,200 | 81,300 | | | | | 165 |
| 170 | | | | | 35.5 | 284.7 | 54,800 | 78,200 | 52.1 | 297.7 | 46,000 | 71,300 | 170 |
| 175 | | | | | 29.8 | 276.4 | 52,500 | 75,200 | 48.2 | 293.3 | 44,100 | 68,700 | 175 |
| 180 | | | | | 22.9 | 265.5 | 50,300 | 72,400 | 44.1 | 288.2 | 42,200 | 66,200 | 180 |
| 185 | | | | | 12.3 | 248.0 | 48,100 | 69,700 | 39.6 | 282.2 | 40,400 | 63,800 | 185 |
| 190 | | | | | | | | | 34.5 | 275.2 | 38,700 | 61,500 | 190 |
| 195 | | | | | | | | | 28.7 | 266.5 | 37,100 | 59,300 | 195 |
| 200 | | | | | | | | | 21.4 | 255.0 | 35,400 | 57,200 | 200 |
| 205 | | | | | | | | | 8.9 | 234.1 | 33,700 | 55,100 | 205 |

MLC300 VPC-MAX S-1

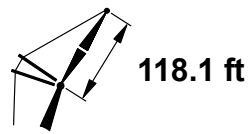
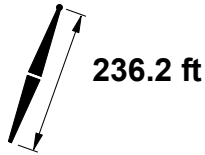
ASME B30.5



| ft | 85° | | | | 83° | | | | 80° | | | | ft |
|-----|------|-------|-----------|-----------|------|-------|-----------|-----------|------|-------|-----------|-----------|-----|
| | ft | lb | lb | lb | ft | lb | lb | lb | ft | lb | lb | lb | |
| 65 | 73.0 | 355.9 | 156,000 c | 156,000 c | | | | | | | | | 65 |
| 70 | 70.4 | 354.1 | 155,000 b | 155,000 b | | | | | | | | | 70 |
| 75 | 67.8 | 352.1 | 153,500 b | 153,500 b | | | | | | | | | 75 |
| 80 | 65.1 | 349.8 | 151,600 | 151,600 | 69.5 | 352.5 | 156,300 b | 156,300 b | | | | | 80 |
| 85 | 62.4 | 347.1 | 145,600 | 145,600 | 66.9 | 350.4 | 155,300 b | 155,300 b | | | | | 85 |
| 90 | 59.6 | 344.2 | 137,200 | 137,200 | 64.2 | 347.9 | 153,900 | 153,900 | | | | | 90 |
| 95 | 56.7 | 340.9 | 129,700 | 129,700 | 61.4 | 345.2 | 148,600 | 148,600 | 68.1 | 349.4 | 148,100 b | 155,900 b | 95 |
| 100 | 53.7 | 337.3 | 123,100 | 123,100 | 58.6 | 342.2 | 143,300 | 143,300 | 65.4 | 347.1 | 138,900 | 153,600 | 100 |
| 105 | 50.5 | 333.2 | 117,300 | 117,300 | 55.6 | 338.8 | 138,200 | 138,200 | 62.7 | 344.6 | 130,700 | 148,700 | 105 |
| 110 | 47.3 | 328.6 | 112,100 | 112,100 | 52.6 | 334.9 | 130,700 | 131,300 | 59.9 | 341.7 | 123,400 | 143,600 | 110 |
| 115 | 43.8 | 323.5 | 107,500 | 107,500 | 49.4 | 330.7 | 123,700 | 125,000 | 57.0 | 338.4 | 116,700 | 138,600 | 115 |
| 120 | 40.0 | 317.6 | 103,400 | 103,400 | 46.1 | 325.9 | 117,300 | 119,400 | 54.0 | 334.8 | 110,700 | 133,700 | 120 |
| 125 | 36.0 | 310.9 | 99,900 | 99,900 | 42.5 | 320.5 | 111,500 | 114,400 | 50.9 | 330.8 | 105,100 | 128,900 | 125 |
| 130 | 31.4 | 303.0 | 96,900 | 96,900 | 38.7 | 314.4 | 106,100 | 110,000 | 47.6 | 326.2 | 100,100 | 124,200 | 130 |
| 135 | 26.2 | 293.3 | 94,100 | 94,100 | 34.4 | 307.3 | 101,100 | 106,200 | 44.2 | 321.2 | 95,400 | 119,600 | 135 |
| 140 | 19.6 | 280.6 | 91,600 | 91,600 | 29.7 | 298.9 | 96,600 | 103,000 | 40.5 | 315.4 | 91,100 | 115,200 | 140 |
| 145 | 8.4 | 258.3 | 90,900 | 90,900 | 24.1 | 288.4 | 92,300 | 100,000 | 36.4 | 308.8 | 87,100 | 110,800 | 145 |
| 150 | | | | | 16.6 | 273.9 | 88,200 | 97,400 | 32.0 | 301.0 | 83,300 | 106,500 | 150 |
| 155 | | | | | | | | | 26.8 | 291.6 | 79,800 | 102,300 | 155 |
| 160 | | | | | | | | | 20.4 | 279.4 | 76,500 | 97,900 | 160 |
| 165 | | | | | | | | | 10.3 | 259.3 | 73,300 | 93,200 | 165 |
| 170 | | | | | | | | | | | | | 170 |
| 175 | | | | | | | | | | | | | 175 |
| 180 | | | | | | | | | | | | | 180 |
| 185 | | | | | | | | | | | | | 185 |
| 190 | | | | | | | | | | | | | 190 |
| 195 | | | | | | | | | | | | | 195 |
| 200 | | | | | | | | | | | | | 200 |
| 205 | | | | | | | | | | | | | 205 |
| 210 | | | | | | | | | | | | | 210 |
| 215 | | | | | | | | | | | | | 215 |
| 220 | | | | | | | | | | | | | 220 |
| 225 | | | | | | | | | | | | | 225 |

MLC300 VPC-MAX S-1

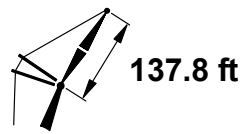
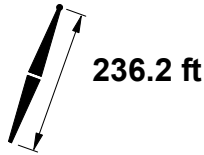
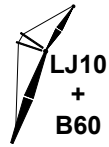
ASME B30.5



| ft | 75° | | | | 70° | | | | 65° | | | | ft |
|-----|------|-------|--------|---------|------|-------|--------|--------|------|-------|--------|--------|-----|
| | ft | ft | lb | lb | ft | ft | lb | lb | ft | ft | lb | lb | |
| 65 | | | | | | | | | | | | | 65 |
| 70 | | | | | | | | | | | | | 70 |
| 75 | | | | | | | | | | | | | 75 |
| 80 | | | | | | | | | | | | | 80 |
| 85 | | | | | | | | | | | | | 85 |
| 90 | | | | | | | | | | | | | 90 |
| 95 | | | | | | | | | | | | | 95 |
| 100 | | | | | | | | | | | | | 100 |
| 105 | | | | | | | | | | | | | 105 |
| 110 | | | | | | | | | | | | | 110 |
| 115 | | | | | | | | | | | | | 115 |
| 120 | | | | | | | | | | | | | 120 |
| 125 | 62.8 | 340.0 | 94,300 | 124,200 | | | | | | | | | 125 |
| 130 | 60.0 | 337.1 | 89,700 | 118,300 | | | | | | | | | 130 |
| 135 | 57.1 | 333.9 | 85,500 | 112,900 | | | | | | | | | 135 |
| 140 | 54.1 | 330.3 | 81,600 | 108,000 | | | | | | | | | 140 |
| 145 | 51.0 | 326.3 | 78,000 | 103,400 | | | | | | | | | 145 |
| 150 | 47.8 | 321.8 | 74,600 | 99,100 | | | | | | | | | 150 |
| 155 | 44.3 | 316.7 | 71,400 | 95,100 | 57.0 | 327.3 | 61,100 | 87,000 | | | | | 155 |
| 160 | 40.6 | 311.0 | 68,400 | 91,400 | 54.0 | 323.7 | 58,500 | 83,600 | | | | | 160 |
| 165 | 36.6 | 304.4 | 65,600 | 87,800 | 50.8 | 319.6 | 56,000 | 80,300 | | | | | 165 |
| 170 | 32.2 | 296.7 | 63,000 | 84,500 | 47.6 | 315.1 | 53,700 | 77,300 | | | | | 170 |
| 175 | 27.0 | 287.4 | 60,400 | 81,400 | 44.1 | 310.0 | 51,500 | 74,500 | | | | | 175 |
| 180 | 20.7 | 275.3 | 58,000 | 78,400 | 40.4 | 304.2 | 49,400 | 71,800 | 53.4 | 314.9 | 40,800 | 65,100 | 180 |
| 185 | 10.9 | 255.9 | 55,500 | 75,500 | 36.4 | 297.6 | 47,400 | 69,200 | 50.3 | 310.8 | 39,100 | 62,800 | 185 |
| 190 | | | | | 31.9 | 289.8 | 45,500 | 66,800 | 47.0 | 306.1 | 37,500 | 60,600 | 190 |
| 195 | | | | | 26.7 | 280.4 | 43,700 | 64,500 | 43.5 | 300.9 | 35,900 | 58,500 | 195 |
| 200 | | | | | 20.3 | 268.1 | 41,900 | 62,300 | 39.7 | 295.0 | 34,500 | 56,500 | 200 |
| 205 | | | | | 10.1 | 247.8 | 40,100 | 60,100 | 35.6 | 288.2 | 33,000 | 54,600 | 205 |
| 210 | | | | | | | | | 31.0 | 280.2 | 31,600 | 52,800 | 210 |
| 215 | | | | | | | | | 25.7 | 270.3 | 30,300 | 51,100 | 215 |
| 220 | | | | | | | | | 18.9 | 257.2 | 29,000 | 49,400 | 220 |
| 225 | | | | | | | | | 6.4 | 232.1 | 27,500 | 47,600 | 225 |

MLC300 VPC-MAX S-1


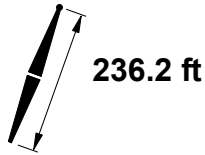
ASME B30.5



| ft | 85° | | | | 83° | | | | 80° | | | | ft |
|-----|------|-------|-----------|-----------|------|-------|---------|---------|------|-------|---------|---------|-----|
| | ft | lb | lb | lb | ft | lb | lb | lb | ft | lb | lb | lb | |
| 70 | 73.3 | 375.0 | 134,800 b | 134,800 b | | | | | | | | | 70 |
| 75 | 71.1 | 373.3 | 134,300 b | 134,300 b | | | | | | | | | 75 |
| 80 | 68.9 | 371.3 | 133,400 | 133,400 | | | | | | | | | 80 |
| 85 | 66.6 | 369.2 | 132,200 | 132,200 | 70.4 | 371.7 | 135,000 | 135,000 | | | | | 85 |
| 90 | 64.3 | 366.8 | 129,300 | 129,300 | 68.1 | 369.7 | 134,600 | 134,600 | | | | | 90 |
| 95 | 62.0 | 364.1 | 124,500 | 124,500 | 65.8 | 367.4 | 133,900 | 133,900 | | | | | 95 |
| 100 | 59.6 | 361.2 | 119,600 | 119,600 | 63.5 | 364.9 | 132,900 | 132,900 | | | | | 100 |
| 105 | 57.1 | 357.9 | 114,700 | 114,700 | 61.1 | 362.2 | 130,800 | 130,800 | 66.9 | 366.5 | 129,400 | 134,200 | 105 |
| 110 | 54.5 | 354.4 | 109,800 | 109,800 | 58.7 | 359.1 | 126,000 | 126,000 | 64.6 | 364.1 | 122,100 | 134,300 | 110 |
| 115 | 51.9 | 350.5 | 105,100 | 105,100 | 56.2 | 355.8 | 121,200 | 121,200 | 62.2 | 361.5 | 115,500 | 131,100 | 115 |
| 120 | 49.2 | 346.2 | 100,600 | 100,600 | 53.6 | 352.1 | 116,300 | 116,400 | 59.8 | 358.6 | 109,400 | 127,100 | 120 |
| 125 | 46.3 | 341.5 | 96,200 | 96,200 | 51.0 | 348.1 | 110,500 | 111,700 | 57.4 | 355.4 | 103,900 | 123,100 | 125 |
| 130 | 43.3 | 336.2 | 92,100 | 92,100 | 48.2 | 343.6 | 105,100 | 107,100 | 54.8 | 351.9 | 98,900 | 119,200 | 130 |
| 135 | 40.1 | 330.4 | 88,300 | 88,300 | 45.3 | 338.7 | 100,200 | 102,700 | 52.2 | 348.0 | 94,300 | 115,300 | 135 |
| 140 | 36.6 | 323.8 | 84,700 | 84,700 | 42.2 | 333.3 | 95,700 | 98,400 | 49.5 | 343.8 | 90,000 | 111,400 | 140 |
| 145 | 32.9 | 316.2 | 81,500 | 81,500 | 38.9 | 327.2 | 91,500 | 94,400 | 46.6 | 339.1 | 86,000 | 107,700 | 145 |
| 150 | 28.7 | 307.4 | 78,600 | 78,600 | 35.4 | 320.3 | 87,600 | 90,600 | 43.6 | 333.9 | 82,300 | 103,300 | 150 |
| 155 | 23.8 | 296.7 | 76,200 | 76,200 | 31.5 | 312.4 | 83,900 | 87,200 | 40.4 | 328.1 | 78,900 | 99,100 | 155 |
| 160 | 17.5 | 282.6 | 74,500 | 74,500 | 27.1 | 303.0 | 80,500 | 84,100 | 37.0 | 321.6 | 75,700 | 95,000 | 160 |
| 165 | 6.4 | 256.4 | 74,400 | 74,400 | 21.8 | 291.4 | 77,300 | 81,500 | 33.3 | 314.2 | 72,600 | 91,200 | 165 |
| 170 | | | | | 14.7 | 275.1 | 74,200 | 78,600 | 29.2 | 305.6 | 69,800 | 87,500 | 170 |
| 175 | | | | | | | | | 24.3 | 295.1 | 67,100 | 84,000 | 175 |
| 180 | | | | | | | | | 18.3 | 281.5 | 64,500 | 80,700 | 180 |
| 185 | | | | | | | | | 8.5 | 258.4 | 62,000 | 77,800 | 185 |
| 190 | | | | | | | | | | | | | 190 |
| 195 | | | | | | | | | | | | | 195 |
| 200 | | | | | | | | | | | | | 200 |
| 205 | | | | | | | | | | | | | 205 |
| 210 | | | | | | | | | | | | | 210 |
| 215 | | | | | | | | | | | | | 215 |
| 220 | | | | | | | | | | | | | 220 |
| 225 | | | | | | | | | | | | | 225 |
| 230 | | | | | | | | | | | | | 230 |
| 235 | | | | | | | | | | | | | 235 |
| 240 | | | | | | | | | | | | | 240 |
| 245 | | | | | | | | | | | | | 245 |

MLC300 VPC-MAX S-1

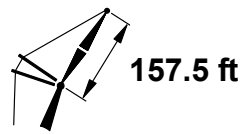
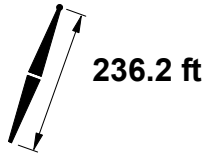
ASME B30.5



| ft | 75° | | | | 70° | | | | 65° | | | | ft |
|-----|------|-------|--------|---------|------|-------|--------|--------|------|-------|--------|--------|-----|
| | ft | lb | lb | lb | ft | lb | lb | lb | ft | lb | lb | lb | |
| 70 | | | | | | | | | | | | | 70 |
| 75 | | | | | | | | | | | | | 75 |
| 80 | | | | | | | | | | | | | 80 |
| 85 | | | | | | | | | | | | | 85 |
| 90 | | | | | | | | | | | | | 90 |
| 95 | | | | | | | | | | | | | 95 |
| 100 | | | | | | | | | | | | | 100 |
| 105 | | | | | | | | | | | | | 105 |
| 110 | | | | | | | | | | | | | 110 |
| 115 | | | | | | | | | | | | | 115 |
| 120 | | | | | | | | | | | | | 120 |
| 125 | | | | | | | | | | | | | 125 |
| 130 | | | | | | | | | | | | | 130 |
| 135 | 62.3 | 357.0 | 83,600 | 111,500 | | | | | | | | | 135 |
| 140 | 59.9 | 354.1 | 79,700 | 106,600 | | | | | | | | | 140 |
| 145 | 57.5 | 350.9 | 76,100 | 102,000 | | | | | | | | | 145 |
| 150 | 54.9 | 347.4 | 72,800 | 97,800 | | | | | | | | | 150 |
| 155 | 52.3 | 343.5 | 69,600 | 93,800 | | | | | | | | | 155 |
| 160 | 49.6 | 339.3 | 66,700 | 90,100 | | | | | | | | | 160 |
| 165 | 46.7 | 334.6 | 64,000 | 86,600 | 57.3 | 344.3 | 54,000 | 78,900 | | | | | 165 |
| 170 | 43.7 | 329.5 | 61,400 | 83,400 | 54.8 | 340.8 | 51,700 | 75,900 | | | | | 170 |
| 175 | 40.6 | 323.7 | 58,900 | 80,300 | 52.2 | 336.9 | 49,600 | 73,100 | | | | | 175 |
| 180 | 37.2 | 317.3 | 56,600 | 77,400 | 49.4 | 332.7 | 47,500 | 70,400 | | | | | 180 |
| 185 | 33.5 | 309.9 | 54,400 | 74,700 | 46.6 | 328.0 | 45,600 | 67,900 | | | | | 185 |
| 190 | 29.3 | 301.3 | 52,200 | 72,100 | 43.6 | 322.8 | 43,800 | 65,600 | | | | | 190 |
| 195 | 24.6 | 291.0 | 50,200 | 69,600 | 40.4 | 317.0 | 42,000 | 63,300 | 51.7 | 328.1 | 33,900 | 57,000 | 195 |
| 200 | 18.6 | 277.5 | 48,200 | 67,300 | 37.0 | 310.5 | 40,400 | 61,200 | 48.9 | 323.7 | 32,500 | 55,100 | 200 |
| 205 | 9.1 | 255.3 | 46,200 | 64,900 | 33.3 | 303.0 | 38,800 | 59,100 | 46.0 | 319.0 | 31,100 | 53,200 | 205 |
| 210 | | | | | 29.1 | 294.4 | 37,200 | 57,200 | 43.0 | 313.7 | 29,800 | 51,500 | 210 |
| 215 | | | | | 24.3 | 283.9 | 35,700 | 55,300 | 39.8 | 307.8 | 28,600 | 49,800 | 215 |
| 220 | | | | | 18.2 | 270.2 | 34,300 | 53,500 | 36.3 | 301.1 | 27,400 | 48,200 | 220 |
| 225 | | | | | 8.2 | 246.8 | 32,700 | 51,700 | 32.5 | 293.5 | 26,200 | 46,600 | 225 |
| 230 | | | | | | | | | 28.3 | 284.5 | 25,100 | 45,100 | 230 |
| 235 | | | | | | | | | 23.3 | 273.6 | 24,000 | 43,700 | 235 |
| 240 | | | | | | | | | 16.9 | 259.0 | 22,900 | 42,300 | 240 |
| 245 | | | | | | | | | 3.7 | 227.9 | 21,600 | 40,700 | 245 |

MLC300 VPC-MAX S-1


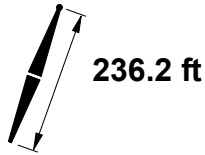
ASME B30.5



| ft | 85° | | | | 83° | | | | 80° | | | | ft |
|-----|------|-------|---------|---------|------|-------|---------|---------|------|-------|---------|---------|-----|
| | ft | lb | lb | lb | ft | lb | lb | lb | ft | lb | lb | lb | |
| 75 | 73.6 | 394.0 | 116,600 | 116,600 | | | | | | | | | 75 |
| 80 | 71.7 | 392.4 | 116,300 | 116,300 | | | | | | | | | 80 |
| 85 | 69.7 | 390.5 | 115,800 | 115,800 | | | | | | | | | 85 |
| 90 | 67.8 | 388.5 | 115,000 | 115,000 | 71.0 | 390.8 | 116,600 | 116,600 | | | | | 90 |
| 95 | 65.8 | 386.2 | 114,000 | 114,000 | 69.0 | 388.9 | 116,500 | 116,500 | | | | | 95 |
| 100 | 63.7 | 383.7 | 110,300 | 110,300 | 67.1 | 386.8 | 116,200 | 116,200 | | | | | 100 |
| 105 | 61.7 | 381.1 | 106,400 | 106,400 | 65.0 | 384.4 | 115,600 | 115,600 | | | | | 105 |
| 110 | 59.6 | 378.1 | 102,500 | 102,500 | 63.0 | 381.9 | 113,000 | 113,000 | 68.0 | 385.8 | 115,200 | 115,200 | 110 |
| 115 | 57.4 | 374.9 | 98,600 | 98,600 | 60.9 | 379.1 | 109,400 | 109,400 | 66.0 | 383.6 | 114,000 | 115,500 | 115 |
| 120 | 55.2 | 371.5 | 94,700 | 94,700 | 58.8 | 376.1 | 105,700 | 105,700 | 63.9 | 381.1 | 108,000 | 115,300 | 120 |
| 125 | 52.9 | 367.7 | 91,000 | 91,000 | 56.6 | 372.8 | 101,900 | 101,900 | 61.9 | 378.5 | 102,500 | 112,100 | 125 |
| 130 | 50.6 | 363.6 | 87,300 | 87,300 | 54.4 | 369.2 | 98,000 | 98,000 | 59.8 | 375.6 | 97,500 | 108,600 | 130 |
| 135 | 48.1 | 359.1 | 83,800 | 83,800 | 52.1 | 365.4 | 94,300 | 94,300 | 57.6 | 372.4 | 92,900 | 104,900 | 135 |
| 140 | 45.6 | 354.3 | 80,400 | 80,400 | 49.7 | 361.1 | 90,500 | 90,500 | 55.4 | 369.0 | 88,600 | 101,200 | 140 |
| 145 | 42.9 | 349.0 | 77,200 | 77,200 | 47.2 | 356.5 | 86,900 | 86,900 | 53.2 | 365.2 | 84,700 | 97,400 | 145 |
| 150 | 40.1 | 343.1 | 74,200 | 74,200 | 44.7 | 351.5 | 83,300 | 83,300 | 50.8 | 361.2 | 81,000 | 93,600 | 150 |
| 155 | 37.1 | 336.6 | 71,400 | 71,400 | 42.0 | 346.0 | 79,800 | 79,800 | 48.4 | 356.8 | 77,600 | 89,900 | 155 |
| 160 | 33.9 | 329.3 | 68,800 | 68,800 | 39.1 | 340.0 | 76,400 | 76,400 | 45.9 | 351.9 | 74,400 | 86,200 | 160 |
| 165 | 30.4 | 321.1 | 66,400 | 66,400 | 36.0 | 333.2 | 73,200 | 73,200 | 43.2 | 346.7 | 71,400 | 82,500 | 165 |
| 170 | 26.5 | 311.4 | 64,400 | 64,400 | 32.7 | 325.6 | 70,100 | 70,100 | 40.4 | 340.9 | 68,600 | 79,000 | 170 |
| 175 | 21.8 | 299.7 | 61,900 | 61,900 | 29.1 | 316.9 | 67,100 | 67,100 | 37.5 | 334.5 | 66,000 | 75,700 | 175 |
| 180 | 15.9 | 284.1 | 59,300 | 59,300 | 24.9 | 306.7 | 64,300 | 64,300 | 34.3 | 327.3 | 63,500 | 72,500 | 180 |
| 185 | 4.3 | 252.8 | 56,900 | 56,900 | 19.9 | 293.9 | 61,600 | 61,600 | 30.8 | 319.1 | 61,100 | 69,400 | 185 |
| 190 | | | | | 13.1 | 275.9 | 59,000 | 59,000 | 26.9 | 309.7 | 58,800 | 66,400 | 190 |
| 195 | | | | | | | | | 22.4 | 298.2 | 56,700 | 63,600 | 195 |
| 200 | | | | | | | | | 16.6 | 283.2 | 54,600 | 61,000 | 200 |
| 205 | | | | | | | | | 6.8 | 256.7 | 52,600 | 58,500 | 205 |
| 210 | | | | | | | | | | | | | 210 |
| 215 | | | | | | | | | | | | | 215 |
| 220 | | | | | | | | | | | | | 220 |
| 225 | | | | | | | | | | | | | 225 |
| 230 | | | | | | | | | | | | | 230 |
| 235 | | | | | | | | | | | | | 235 |
| 240 | | | | | | | | | | | | | 240 |
| 245 | | | | | | | | | | | | | 245 |
| 250 | | | | | | | | | | | | | 250 |
| 255 | | | | | | | | | | | | | 255 |
| 260 | | | | | | | | | | | | | 260 |

MLC300 VPC-MAX S-1


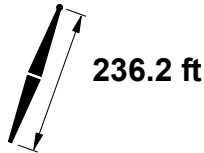
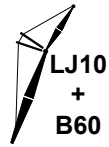
ASME B30.5



| ft | 75° | | | | 70° | | | | 65° | | | | ft |
|-----|------|-------|--------|---------|------|-------|--------|--------|------|-------|--------|--------|-----|
| | ft | ft | lb | lb | ft | ft | lb | lb | ft | ft | lb | lb | |
| 75 | | | | | | | | | | | | | 75 |
| 80 | | | | | | | | | | | | | 80 |
| 85 | | | | | | | | | | | | | 85 |
| 90 | | | | | | | | | | | | | 90 |
| 95 | | | | | | | | | | | | | 95 |
| 100 | | | | | | | | | | | | | 100 |
| 105 | | | | | | | | | | | | | 105 |
| 110 | | | | | | | | | | | | | 110 |
| 115 | | | | | | | | | | | | | 115 |
| 120 | | | | | | | | | | | | | 120 |
| 125 | | | | | | | | | | | | | 125 |
| 130 | | | | | | | | | | | | | 130 |
| 135 | | | | | | | | | | | | | 135 |
| 140 | | | | | | | | | | | | | 140 |
| 145 | 62.0 | 373.9 | 74,000 | 100,400 | | | | | | | | | 145 |
| 150 | 59.9 | 371.0 | 70,700 | 96,200 | | | | | | | | | 150 |
| 155 | 57.7 | 367.9 | 67,600 | 92,300 | | | | | | | | | 155 |
| 160 | 55.5 | 364.4 | 64,700 | 88,600 | | | | | | | | | 160 |
| 165 | 53.2 | 360.7 | 61,900 | 85,200 | | | | | | | | | 165 |
| 170 | 50.9 | 356.7 | 59,400 | 82,000 | | | | | | | | | 170 |
| 175 | 48.5 | 352.3 | 57,000 | 78,900 | 57.6 | 361.3 | 47,400 | 71,500 | | | | | 175 |
| 180 | 46.0 | 347.5 | 54,700 | 76,100 | 55.4 | 357.8 | 45,400 | 68,900 | | | | | 180 |
| 185 | 43.3 | 342.2 | 52,500 | 73,400 | 53.1 | 354.1 | 43,500 | 66,400 | | | | | 185 |
| 190 | 40.6 | 336.5 | 50,400 | 70,800 | 50.8 | 350.0 | 41,700 | 64,000 | | | | | 190 |
| 195 | 37.6 | 330.1 | 48,500 | 68,400 | 48.3 | 345.6 | 40,000 | 61,800 | | | | | 195 |
| 200 | 34.4 | 322.9 | 46,600 | 66,100 | 45.8 | 340.8 | 38,400 | 59,700 | | | | | 200 |
| 205 | 31.0 | 314.8 | 44,800 | 63,900 | 43.2 | 335.5 | 36,800 | 57,700 | 52.7 | 345.3 | 28,900 | 51,600 | 205 |
| 210 | 27.1 | 305.4 | 43,100 | 61,800 | 40.4 | 329.7 | 35,300 | 55,800 | 50.3 | 341.2 | 27,700 | 49,900 | 210 |
| 215 | 22.6 | 294.1 | 41,500 | 59,800 | 37.4 | 323.3 | 33,900 | 54,000 | 47.9 | 336.7 | 26,500 | 48,200 | 215 |
| 220 | 16.9 | 279.3 | 39,800 | 57,900 | 34.2 | 316.1 | 32,500 | 52,200 | 45.4 | 331.8 | 25,300 | 46,700 | 220 |
| 225 | 7.5 | 254.0 | 38,100 | 55,900 | 30.8 | 307.9 | 31,200 | 50,600 | 42.7 | 326.4 | 24,200 | 45,100 | 225 |
| 230 | | | | | 26.9 | 298.4 | 30,000 | 49,000 | 39.9 | 320.5 | 23,100 | 43,700 | 230 |
| 235 | | | | | 22.3 | 287.0 | 28,700 | 47,400 | 36.9 | 314.0 | 22,100 | 42,300 | 235 |
| 240 | | | | | 16.5 | 271.9 | 27,500 | 45,900 | 33.6 | 306.6 | 21,100 | 41,000 | 240 |
| 245 | | | | | 6.5 | 245.0 | 26,200 | 44,400 | 30.1 | 298.2 | 20,100 | 39,700 | 245 |
| 250 | | | | | | | | | 26.1 | 288.4 | 19,100 | 38,400 | 250 |
| 255 | | | | | | | | | 21.4 | 276.5 | 18,200 | 37,200 | 255 |
| 260 | | | | | | | | | 15.2 | 260.4 | 17,300 | 36,000 | 260 |

MLC300 VPC-MAX S-1


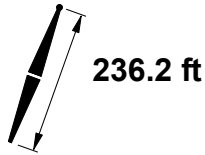
ASME B30.5



| ft | 85° | | | | 83° | | | | 80° | | | | ft |
|-----|------|-------|---------|---------|------|-------|---------|---------|------|-------|--------|--------|-----|
| | ft | lb | lb | lb | ft | lb | lb | lb | ft | lb | lb | lb | |
| 80 | 73.8 | 413.1 | 100,600 | 100,600 | | | | | | | | | 80 |
| 85 | 72.1 | 411.5 | 100,400 | 100,400 | | | | | | | | | 85 |
| 90 | 70.3 | 409.7 | 100,100 | 100,100 | | | | | | | | | 90 |
| 95 | 68.6 | 407.7 | 99,600 | 99,600 | 71.5 | 409.9 | 100,200 | 100,200 | | | | | 95 |
| 100 | 66.9 | 405.6 | 99,000 | 99,000 | 69.7 | 408.1 | 100,200 | 100,200 | | | | | 100 |
| 105 | 65.1 | 403.3 | 97,700 | 97,700 | 68.0 | 406.1 | 100,100 | 100,100 | | | | | 105 |
| 110 | 63.3 | 400.7 | 94,700 | 94,700 | 66.2 | 403.8 | 99,800 | 99,800 | | | | | 110 |
| 115 | 61.4 | 398.0 | 91,600 | 91,600 | 64.4 | 401.5 | 99,400 | 99,400 | 68.8 | 405.1 | 98,300 | 98,300 | 115 |
| 120 | 59.5 | 395.1 | 88,500 | 88,500 | 62.6 | 398.9 | 96,600 | 96,600 | 67.0 | 402.9 | 98,800 | 98,800 | 120 |
| 125 | 57.6 | 391.9 | 85,400 | 85,400 | 60.8 | 396.1 | 93,400 | 93,400 | 65.3 | 400.6 | 99,100 | 99,100 | 125 |
| 130 | 55.7 | 388.5 | 82,300 | 82,300 | 58.9 | 393.0 | 90,300 | 90,300 | 63.5 | 398.1 | 96,200 | 98,600 | 130 |
| 135 | 53.7 | 384.8 | 79,300 | 79,300 | 56.9 | 389.8 | 87,200 | 87,200 | 61.6 | 395.4 | 91,600 | 95,600 | 135 |
| 140 | 51.6 | 380.9 | 76,300 | 76,300 | 55.0 | 386.3 | 84,100 | 84,100 | 59.7 | 392.5 | 87,300 | 92,700 | 140 |
| 145 | 49.5 | 376.6 | 73,500 | 73,500 | 53.0 | 382.5 | 81,000 | 81,000 | 57.8 | 389.4 | 83,400 | 89,700 | 145 |
| 150 | 47.3 | 372.1 | 70,700 | 70,700 | 50.9 | 378.5 | 78,000 | 78,000 | 55.9 | 386.0 | 79,800 | 86,700 | 150 |
| 155 | 45.0 | 367.1 | 68,000 | 68,000 | 48.7 | 374.1 | 75,000 | 75,000 | 53.9 | 382.4 | 76,400 | 83,600 | 155 |
| 160 | 42.6 | 361.7 | 65,500 | 65,500 | 46.5 | 369.4 | 72,100 | 72,100 | 51.8 | 378.4 | 73,200 | 80,600 | 160 |
| 165 | 40.1 | 355.9 | 63,100 | 63,100 | 44.2 | 364.3 | 69,200 | 69,200 | 49.7 | 374.2 | 70,200 | 77,600 | 165 |
| 170 | 37.5 | 349.4 | 60,900 | 60,900 | 41.8 | 358.8 | 66,500 | 66,500 | 47.5 | 369.7 | 67,400 | 74,500 | 170 |
| 175 | 34.7 | 342.3 | 58,800 | 58,800 | 39.2 | 352.7 | 63,800 | 63,800 | 45.3 | 364.8 | 64,800 | 71,600 | 175 |
| 180 | 31.7 | 334.4 | 56,400 | 56,400 | 36.6 | 346.1 | 61,200 | 61,200 | 42.9 | 359.4 | 62,400 | 68,700 | 180 |
| 185 | 28.4 | 325.5 | 54,100 | 54,100 | 33.7 | 338.7 | 58,700 | 58,700 | 40.4 | 353.6 | 60,000 | 66,000 | 185 |
| 190 | 24.6 | 315.0 | 51,800 | 51,800 | 30.6 | 330.5 | 56,200 | 56,200 | 37.8 | 347.3 | 57,800 | 63,300 | 190 |
| 195 | 20.2 | 302.3 | 49,700 | 49,700 | 27.1 | 321.0 | 53,900 | 53,900 | 35.0 | 340.3 | 55,700 | 60,700 | 195 |
| 200 | 14.5 | 285.3 | 47,700 | 47,700 | 23.2 | 309.9 | 51,600 | 51,600 | 32.0 | 332.4 | 53,600 | 58,200 | 200 |
| 205 | | | | | 18.4 | 296.1 | 49,600 | 49,600 | 28.7 | 323.6 | 51,600 | 55,800 | 205 |
| 210 | | | | | 11.8 | 276.3 | 47,600 | 47,600 | 25.0 | 313.3 | 49,700 | 53,400 | 210 |
| 215 | | | | | | | | | 20.7 | 300.9 | 47,800 | 51,300 | 215 |
| 220 | | | | | | | | | 15.2 | 284.6 | 46,000 | 49,200 | 220 |
| 225 | | | | | | | | | 5.1 | 253.9 | 44,100 | 47,300 | 225 |
| 230 | | | | | | | | | | | | | 230 |
| 235 | | | | | | | | | | | | | 235 |
| 240 | | | | | | | | | | | | | 240 |
| 245 | | | | | | | | | | | | | 245 |
| 250 | | | | | | | | | | | | | 250 |
| 255 | | | | | | | | | | | | | 255 |
| 260 | | | | | | | | | | | | | 260 |
| 265 | | | | | | | | | | | | | 265 |
| 270 | | | | | | | | | | | | | 270 |
| 280 | | | | | | | | | | | | | 280 |

MLC300 VPC-MAX S-1

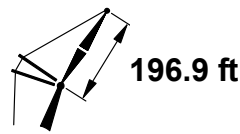
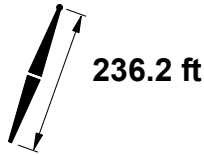
ASME B30.5



| ft | 75° | | | | 70° | | | | 65° | | | | ft |
|-----|------|-------|--------|--------|------|-------|--------|--------|------|-------|--------|--------|-----|
| | ft | ft | lb | lb | ft | ft | lb | lb | ft | ft | lb | lb | |
| 80 | | | | | | | | | | | | | 80 |
| 85 | | | | | | | | | | | | | 85 |
| 90 | | | | | | | | | | | | | 90 |
| 95 | | | | | | | | | | | | | 95 |
| 100 | | | | | | | | | | | | | 100 |
| 105 | | | | | | | | | | | | | 105 |
| 110 | | | | | | | | | | | | | 110 |
| 115 | | | | | | | | | | | | | 115 |
| 120 | | | | | | | | | | | | | 120 |
| 125 | | | | | | | | | | | | | 125 |
| 130 | | | | | | | | | | | | | 130 |
| 135 | | | | | | | | | | | | | 135 |
| 140 | | | | | | | | | | | | | 140 |
| 145 | | | | | | | | | | | | | 145 |
| 150 | 63.5 | 393.6 | 68,700 | 93,500 | | | | | | | | | 150 |
| 155 | 61.7 | 390.9 | 65,600 | 90,900 | | | | | | | | | 155 |
| 160 | 59.8 | 388.0 | 62,700 | 87,200 | | | | | | | | | 160 |
| 165 | 57.9 | 384.8 | 60,000 | 83,800 | | | | | | | | | 165 |
| 170 | 56.0 | 381.5 | 57,500 | 80,600 | | | | | | | | | 170 |
| 175 | 54.0 | 377.9 | 55,100 | 77,600 | | | | | | | | | 175 |
| 180 | 51.9 | 374.0 | 52,900 | 74,700 | | | | | | | | | 180 |
| 185 | 49.8 | 369.7 | 50,700 | 72,100 | 57.8 | 378.3 | 41,500 | 64,900 | | | | | 185 |
| 190 | 47.6 | 365.2 | 48,700 | 69,500 | 55.9 | 374.9 | 39,700 | 62,600 | | | | | 190 |
| 195 | 45.4 | 360.3 | 46,800 | 67,100 | 53.9 | 371.2 | 38,000 | 60,400 | | | | | 195 |
| 200 | 43.0 | 355.0 | 44,900 | 64,900 | 51.8 | 367.3 | 36,400 | 58,300 | | | | | 200 |
| 205 | 40.5 | 349.2 | 43,200 | 62,700 | 49.7 | 363.1 | 34,900 | 56,300 | | | | | 205 |
| 210 | 37.9 | 342.9 | 41,500 | 60,700 | 47.5 | 358.5 | 33,500 | 54,400 | | | | | 210 |
| 215 | 35.1 | 335.9 | 39,900 | 58,700 | 45.2 | 353.6 | 32,100 | 52,600 | 53.5 | 362.4 | 24,400 | 46,700 | 215 |
| 220 | 32.2 | 328.1 | 38,400 | 56,800 | 42.9 | 348.3 | 30,800 | 50,900 | 51.4 | 358.5 | 23,300 | 45,200 | 220 |
| 225 | 28.9 | 319.3 | 36,900 | 55,000 | 40.4 | 342.5 | 29,500 | 49,300 | 49.3 | 354.2 | 22,200 | 43,700 | 225 |
| 230 | 25.2 | 309.1 | 35,500 | 53,300 | 37.8 | 336.1 | 28,300 | 47,700 | 47.1 | 349.6 | 21,100 | 42,300 | 230 |
| 235 | 20.9 | 296.8 | 34,100 | 51,700 | 35.0 | 329.1 | 27,100 | 46,200 | 44.8 | 344.6 | 20,100 | 40,900 | 235 |
| 240 | 15.5 | 280.8 | 32,800 | 50,000 | 32.0 | 321.3 | 26,000 | 44,800 | 42.4 | 339.2 | 19,200 | 39,600 | 240 |
| 245 | 6.0 | 251.8 | 31,300 | 48,300 | 28.7 | 312.4 | 24,900 | 43,400 | 39.9 | 333.3 | 18,300 | 38,300 | 245 |
| 250 | | | | | 25.0 | 302.1 | 23,800 | 42,100 | 37.3 | 326.8 | 17,400 | 37,100 | 250 |
| 255 | | | | | 20.7 | 289.7 | 22,800 | 40,800 | 34.5 | 319.6 | 16,500 | 36,000 | 255 |
| 260 | | | | | 15.1 | 273.3 | 21,700 | 39,500 | 31.4 | 311.6 | 15,700 | 34,800 | 260 |
| 265 | | | | | 4.8 | 241.9 | 20,600 | 38,100 | 28.1 | 302.6 | 14,800 | 33,800 | 265 |
| 270 | | | | | | | | | 24.3 | 291.9 | 14,000 | 32,700 | 270 |
| 280 | | | | | | | | | 13.9 | 261.4 | 12,400 | 30,600 | 280 |

MLC300 VPC-MAX S-1

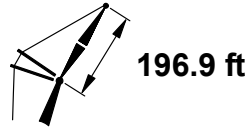
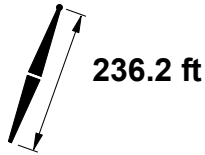
ASME B30.5



| ft | 85° | | | | 83° | | | | 80° | | | | ft |
|-----|------|-------|--------|--------|------|-------|--------|--------|------|-------|--------|--------|-----|
| | ft | lb | lb | lb | ft | lb | lb | lb | ft | lb | lb | lb | |
| 85 | 73.9 | 432.2 | 87,400 | 87,400 | | | | | | | | | 85 |
| 90 | 72.4 | 430.6 | 87,300 | 87,300 | | | | | | | | | 90 |
| 95 | 70.9 | 428.8 | 87,000 | 87,000 | | | | | | | | | 95 |
| 100 | 69.3 | 426.9 | 86,300 | 86,300 | 71.9 | 429.0 | 86,800 | 86,800 | | | | | 100 |
| 105 | 67.7 | 424.9 | 85,800 | 85,800 | 70.3 | 427.2 | 86,600 | 86,600 | | | | | 105 |
| 110 | 66.1 | 422.7 | 85,600 | 85,600 | 68.7 | 425.3 | 86,800 | 86,800 | | | | | 110 |
| 115 | 64.5 | 420.3 | 84,200 | 84,200 | 67.2 | 423.2 | 86,300 | 86,300 | | | | | 115 |
| 120 | 62.9 | 417.7 | 81,800 | 81,800 | 65.6 | 420.9 | 86,100 | 86,100 | | | | | 120 |
| 125 | 61.2 | 415.0 | 79,200 | 79,200 | 63.9 | 418.5 | 85,700 | 85,700 | 67.9 | 422.2 | 84,800 | 84,800 | 125 |
| 130 | 59.5 | 412.0 | 76,700 | 76,700 | 62.3 | 415.8 | 85,400 | 85,400 | 66.3 | 420.0 | 85,100 | 85,100 | 130 |
| 135 | 57.8 | 408.9 | 74,200 | 74,200 | 60.6 | 413.0 | 84,400 | 84,400 | 64.7 | 417.7 | 85,300 | 85,300 | 135 |
| 140 | 56.1 | 405.5 | 71,800 | 71,800 | 58.9 | 410.0 | 82,100 | 82,100 | 63.1 | 415.1 | 85,400 | 85,400 | 140 |
| 145 | 54.3 | 401.9 | 69,300 | 69,300 | 57.2 | 406.8 | 79,600 | 79,600 | 61.4 | 412.4 | 82,500 | 85,400 | 145 |
| 150 | 52.4 | 398.1 | 66,900 | 66,900 | 55.4 | 403.4 | 77,200 | 77,200 | 59.7 | 409.5 | 78,900 | 85,400 | 150 |
| 155 | 50.6 | 394.0 | 64,600 | 64,600 | 53.6 | 399.7 | 74,700 | 74,700 | 58.0 | 406.3 | 75,500 | 85,200 | 155 |
| 160 | 48.6 | 389.6 | 62,300 | 62,300 | 51.8 | 395.8 | 72,300 | 72,300 | 56.3 | 403.0 | 72,300 | 85,100 | 160 |
| 165 | 46.6 | 384.9 | 60,100 | 60,100 | 49.9 | 391.6 | 70,000 | 70,000 | 54.5 | 399.5 | 69,400 | 84,300 | 165 |
| 170 | 44.6 | 379.9 | 58,000 | 58,000 | 47.9 | 387.1 | 67,600 | 67,600 | 52.6 | 395.6 | 66,600 | 82,100 | 170 |
| 175 | 42.4 | 374.5 | 56,000 | 56,000 | 45.9 | 382.3 | 65,300 | 65,300 | 50.8 | 391.6 | 64,000 | 80,000 | 175 |
| 180 | 40.2 | 368.6 | 54,100 | 54,100 | 43.8 | 377.1 | 63,100 | 63,100 | 48.8 | 387.2 | 61,400 | 77,600 | 180 |
| 185 | 37.8 | 362.2 | 52,300 | 52,300 | 41.6 | 371.5 | 61,000 | 61,000 | 46.8 | 382.6 | 59,000 | 75,300 | 185 |
| 190 | 35.3 | 355.3 | 50,600 | 50,600 | 39.4 | 365.5 | 58,900 | 58,900 | 44.8 | 377.6 | 56,700 | 73,000 | 190 |
| 195 | 32.7 | 347.6 | 49,000 | 49,000 | 37.0 | 358.9 | 57,000 | 57,000 | 42.6 | 372.2 | 54,600 | 70,700 | 195 |
| 200 | 29.8 | 339.1 | 47,600 | 47,600 | 34.4 | 351.8 | 55,100 | 55,100 | 40.4 | 366.4 | 52,500 | 68,400 | 200 |
| 205 | 26.6 | 329.5 | 46,300 | 46,300 | 31.7 | 343.8 | 53,400 | 53,400 | 38.1 | 360.1 | 50,600 | 66,200 | 205 |
| 210 | 23.0 | 318.2 | 45,200 | 45,200 | 28.7 | 334.9 | 51,800 | 51,800 | 35.6 | 353.2 | 48,700 | 64,100 | 210 |
| 215 | 18.8 | 304.6 | 44,300 | 44,300 | 25.4 | 324.8 | 50,300 | 50,300 | 33.0 | 345.6 | 46,900 | 62,200 | 215 |
| 220 | 13.3 | 286.2 | 43,800 | 43,800 | 21.7 | 312.9 | 49,100 | 49,100 | 30.1 | 337.2 | 45,200 | 60,200 | 220 |
| 225 | | | | | 17.1 | 298.0 | 48,000 | 48,200 | 27.0 | 327.7 | 43,600 | 58,400 | 225 |
| 230 | | | | | 10.6 | 276.3 | 46,400 | 47,700 | 23.5 | 316.7 | 42,000 | 56,800 | 230 |
| 235 | | | | | | | | | 19.3 | 303.3 | 40,400 | 55,400 | 235 |
| 240 | | | | | | | | | 14.0 | 285.7 | 38,900 | 53,600 | 240 |
| 245 | | | | | | | | | 3.1 | 248.8 | 37,300 | 50,100 | 245 |
| 250 | | | | | | | | | | | | | 250 |
| 255 | | | | | | | | | | | | | 255 |
| 260 | | | | | | | | | | | | | 260 |
| 265 | | | | | | | | | | | | | 265 |
| 270 | | | | | | | | | | | | | 270 |
| 280 | | | | | | | | | | | | | 280 |
| 290 | | | | | | | | | | | | | 290 |
| 300 | | | | | | | | | | | | | 300 |

MLC300 VPC-MAX S-1

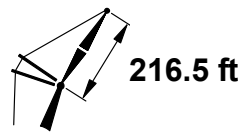
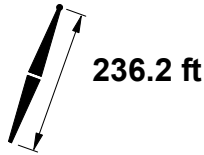
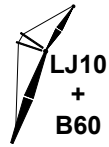
ASME B30.5



| ft | 75° | | | | 70° | | | | 65° | | | | ft |
|-----|------|-------|--------|--------|------|-------|--------|--------|------|-------|--------|--------|-----|
| | ft | ft | lb | lb | ft | ft | lb | lb | ft | ft | lb | lb | |
| 85 | | | | | | | | | | | | | 85 |
| 90 | | | | | | | | | | | | | 90 |
| 95 | | | | | | | | | | | | | 95 |
| 100 | | | | | | | | | | | | | 100 |
| 105 | | | | | | | | | | | | | 105 |
| 110 | | | | | | | | | | | | | 110 |
| 115 | | | | | | | | | | | | | 115 |
| 120 | | | | | | | | | | | | | 120 |
| 125 | | | | | | | | | | | | | 125 |
| 130 | | | | | | | | | | | | | 130 |
| 135 | | | | | | | | | | | | | 135 |
| 140 | | | | | | | | | | | | | 140 |
| 145 | | | | | | | | | | | | | 145 |
| 150 | | | | | | | | | | | | | 150 |
| 155 | | | | | | | | | | | | | 155 |
| 160 | 63.1 | 410.6 | 61,300 | 80,300 | | | | | | | | | 160 |
| 165 | 61.5 | 407.8 | 58,600 | 81,100 | | | | | | | | | 165 |
| 170 | 59.8 | 404.9 | 56,100 | 79,600 | | | | | | | | | 170 |
| 175 | 58.1 | 401.8 | 53,800 | 76,600 | | | | | | | | | 175 |
| 180 | 56.3 | 398.5 | 51,500 | 73,800 | | | | | | | | | 180 |
| 185 | 54.5 | 394.9 | 49,400 | 71,100 | | | | | | | | | 185 |
| 190 | 52.7 | 391.2 | 47,400 | 68,600 | | | | | | | | | 190 |
| 195 | 50.8 | 387.1 | 45,500 | 66,200 | 58.0 | 395.2 | 36,600 | 59,300 | | | | | 195 |
| 200 | 48.9 | 382.8 | 43,700 | 64,000 | 56.2 | 391.9 | 35,000 | 57,200 | | | | | 200 |
| 205 | 46.9 | 378.1 | 42,000 | 61,800 | 54.4 | 388.3 | 33,500 | 55,300 | | | | | 205 |
| 210 | 44.9 | 373.1 | 40,300 | 59,800 | 52.6 | 384.5 | 32,100 | 53,400 | | | | | 210 |
| 215 | 42.7 | 367.8 | 38,800 | 57,800 | 50.7 | 380.5 | 30,700 | 51,600 | | | | | 215 |
| 220 | 40.5 | 362.0 | 37,300 | 56,000 | 48.8 | 376.1 | 29,400 | 50,000 | | | | | 220 |
| 225 | 38.2 | 355.7 | 35,800 | 54,200 | 46.8 | 371.4 | 28,200 | 48,300 | | | | | 225 |
| 230 | 35.7 | 348.8 | 34,500 | 52,500 | 44.8 | 366.4 | 27,000 | 46,800 | 52.3 | 375.7 | 19,700 | 41,200 | 230 |
| 235 | 33.1 | 341.3 | 33,100 | 50,900 | 42.6 | 361.0 | 25,800 | 45,300 | 50.4 | 371.6 | 18,700 | 39,800 | 235 |
| 240 | 30.2 | 332.9 | 31,900 | 49,400 | 40.4 | 355.2 | 24,700 | 43,900 | 48.5 | 367.2 | 17,800 | 38,600 | 240 |
| 245 | 27.1 | 323.5 | 30,600 | 47,900 | 38.0 | 348.9 | 23,700 | 42,500 | 46.4 | 362.5 | 16,900 | 37,300 | 245 |
| 250 | 23.6 | 312.5 | 29,400 | 46,400 | 35.6 | 342.0 | 22,700 | 41,200 | 44.4 | 357.4 | 16,000 | 36,100 | 250 |
| 255 | 19.5 | 299.3 | 28,300 | 45,000 | 32.9 | 334.5 | 21,700 | 40,000 | 42.2 | 351.9 | 15,200 | 35,000 | 255 |
| 260 | 14.2 | 281.9 | 27,100 | 43,700 | 30.1 | 326.0 | 20,700 | 38,800 | 40.0 | 346.0 | 14,400 | 33,900 | 260 |
| 265 | 4.3 | 248.3 | 25,800 | 42,200 | 26.9 | 316.5 | 19,800 | 37,600 | 37.6 | 339.6 | 13,600 | 32,800 | 265 |
| 270 | | | | | 23.4 | 305.4 | 18,900 | 36,500 | 35.1 | 332.6 | 12,800 | 31,800 | 270 |
| 280 | | | | | 13.9 | 274.3 | 17,100 | 34,200 | 29.5 | 316.3 | 11,400 | 29,900 | 280 |
| 290 | | | | | | | | | 22.7 | 295.1 | 10,000 | 28,000 | 290 |
| 300 | | | | | | | | | 12.7 | 262.1 | | 26,200 | 300 |

MLC300 VPC-MAX S-1

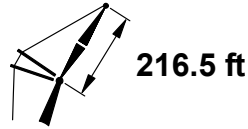
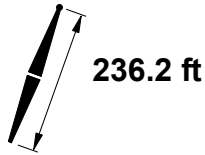
ASME B30.5



| ft | 85° | | | | 83° | | | | 80° | | | | ft |
|-----|------|-------|--------|--------|------|-------|--------|--------|------|-------|--------|--------|-----|
| | ft | lb | lb | lb | ft | lb | lb | lb | ft | lb | lb | lb | |
| 95 | 72.7 | 449.6 | 75,200 | 75,200 | | | | | | | | | 95 |
| 100 | 71.3 | 447.9 | 74,600 | 74,600 | | | | | | | | | 100 |
| 105 | 69.9 | 446.1 | 74,600 | 74,600 | | | | | | | | | 105 |
| 110 | 68.4 | 444.1 | 74,000 | 74,000 | 70.8 | 446.4 | 74,200 | 74,200 | | | | | 110 |
| 115 | 67.0 | 442.0 | 73,600 | 73,600 | 69.4 | 444.5 | 74,200 | 74,200 | | | | | 115 |
| 120 | 65.5 | 439.7 | 73,200 | 73,200 | 67.9 | 442.5 | 74,100 | 74,100 | | | | | 120 |
| 125 | 64.1 | 437.3 | 72,600 | 72,600 | 66.5 | 440.3 | 73,900 | 73,900 | | | | | 125 |
| 130 | 62.6 | 434.7 | 70,600 | 70,600 | 65.0 | 437.9 | 73,700 | 73,700 | 68.6 | 441.5 | 72,300 | 72,300 | 130 |
| 135 | 61.1 | 431.9 | 68,700 | 68,700 | 63.5 | 435.5 | 73,400 | 73,400 | 67.1 | 439.3 | 72,500 | 72,500 | 135 |
| 140 | 59.5 | 429.0 | 66,600 | 66,600 | 62.0 | 432.8 | 73,100 | 73,100 | 65.7 | 437.1 | 72,700 | 72,700 | 140 |
| 145 | 58.0 | 425.9 | 64,600 | 64,600 | 60.5 | 430.0 | 72,800 | 72,800 | 64.2 | 434.7 | 72,800 | 72,800 | 145 |
| 150 | 56.4 | 422.5 | 62,600 | 62,600 | 59.0 | 427.0 | 71,500 | 71,500 | 62.7 | 432.1 | 72,800 | 72,800 | 150 |
| 155 | 54.8 | 419.0 | 60,600 | 60,600 | 57.4 | 423.8 | 69,500 | 69,500 | 61.2 | 429.3 | 72,800 | 72,800 | 155 |
| 160 | 53.1 | 415.3 | 58,700 | 58,700 | 55.8 | 420.4 | 67,600 | 67,600 | 59.7 | 426.4 | 70,800 | 72,800 | 160 |
| 165 | 51.4 | 411.3 | 56,800 | 56,800 | 54.2 | 416.8 | 65,600 | 65,600 | 58.1 | 423.3 | 67,800 | 72,700 | 165 |
| 170 | 49.7 | 407.1 | 54,900 | 54,900 | 52.5 | 413.0 | 63,700 | 63,700 | 56.6 | 420.0 | 64,900 | 72,500 | 170 |
| 175 | 47.9 | 402.6 | 53,100 | 53,100 | 50.8 | 408.9 | 61,700 | 61,700 | 54.9 | 416.5 | 62,300 | 72,400 | 175 |
| 180 | 46.1 | 397.8 | 51,400 | 51,400 | 49.1 | 404.6 | 59,800 | 59,800 | 53.3 | 412.8 | 59,700 | 70,900 | 180 |
| 185 | 44.2 | 392.7 | 49,700 | 49,700 | 47.3 | 400.0 | 58,000 | 58,000 | 51.6 | 408.9 | 57,400 | 69,200 | 185 |
| 190 | 42.2 | 387.2 | 48,100 | 48,100 | 45.4 | 395.1 | 56,100 | 56,100 | 49.9 | 404.7 | 55,100 | 67,400 | 190 |
| 195 | 40.2 | 381.4 | 46,600 | 46,600 | 43.5 | 389.9 | 54,300 | 54,300 | 48.1 | 400.2 | 53,000 | 65,700 | 195 |
| 200 | 38.1 | 375.0 | 45,100 | 45,100 | 41.5 | 384.3 | 52,600 | 52,600 | 46.3 | 395.4 | 50,900 | 63,900 | 200 |
| 205 | 35.8 | 368.2 | 43,700 | 43,700 | 39.5 | 378.3 | 51,000 | 51,000 | 44.4 | 390.4 | 49,000 | 62,100 | 205 |
| 210 | 33.4 | 360.8 | 42,400 | 42,400 | 37.3 | 371.8 | 49,400 | 49,400 | 42.4 | 384.9 | 47,100 | 60,300 | 210 |
| 215 | 30.9 | 352.6 | 41,200 | 41,200 | 35.0 | 364.7 | 47,900 | 47,900 | 40.4 | 379.1 | 45,400 | 58,500 | 215 |
| 220 | 28.2 | 343.5 | 40,100 | 40,100 | 32.6 | 357.0 | 46,500 | 46,500 | 38.3 | 372.9 | 43,700 | 56,600 | 220 |
| 225 | 25.1 | 333.2 | 39,100 | 39,100 | 30.0 | 348.6 | 45,200 | 45,200 | 36.1 | 366.1 | 42,100 | 54,800 | 225 |
| 230 | 21.7 | 321.2 | 38,300 | 38,300 | 27.1 | 339.1 | 43,900 | 43,900 | 33.7 | 358.7 | 40,500 | 53,000 | 230 |
| 235 | 17.6 | 306.6 | 37,700 | 37,700 | 24.0 | 328.3 | 42,800 | 42,800 | 31.2 | 350.6 | 39,100 | 51,200 | 235 |
| 240 | 12.2 | 286.8 | 37,400 | 37,400 | 20.4 | 315.5 | 41,900 | 41,900 | 28.5 | 341.6 | 37,600 | 49,400 | 240 |
| 245 | | | | | 15.9 | 299.5 | 40,500 | 41,200 | 25.5 | 331.5 | 36,200 | 47,600 | 245 |
| 250 | | | | | 9.6 | 276.0 | 39,000 | 40,800 | 22.1 | 319.7 | 34,900 | 45,900 | 250 |
| 255 | | | | | | | | | 18.1 | 305.5 | 33,600 | 44,200 | 255 |
| 260 | | | | | | | | | 12.9 | 286.5 | 32,300 | 42,600 | 260 |
| 265 | | | | | | | | | | | | | 265 |
| 270 | | | | | | | | | | | | | 270 |
| 280 | | | | | | | | | | | | | 280 |
| 290 | | | | | | | | | | | | | 290 |
| 300 | | | | | | | | | | | | | 300 |
| 310 | | | | | | | | | | | | | 310 |
| 320 | | | | | | | | | | | | | 320 |

MLC300 VPC-MAX S-1

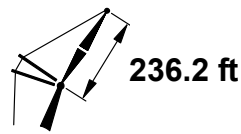
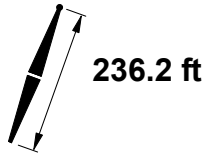
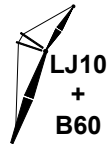
ASME B30.5



| ft | 75° | | | | 70° | | | | 65° | | | | ft |
|-----|------|-------|--------|--------|------|-------|--------|--------|------|-------|--------|--------|-----|
| | ft | ft | lb | lb | ft | ft | lb | lb | ft | ft | lb | lb | |
| 95 | | | | | | | | | | | | | 95 |
| 100 | | | | | | | | | | | | | 100 |
| 105 | | | | | | | | | | | | | 105 |
| 110 | | | | | | | | | | | | | 110 |
| 115 | | | | | | | | | | | | | 115 |
| 120 | | | | | | | | | | | | | 120 |
| 125 | | | | | | | | | | | | | 125 |
| 130 | | | | | | | | | | | | | 130 |
| 135 | | | | | | | | | | | | | 135 |
| 140 | | | | | | | | | | | | | 140 |
| 145 | | | | | | | | | | | | | 145 |
| 150 | | | | | | | | | | | | | 150 |
| 155 | | | | | | | | | | | | | 155 |
| 160 | | | | | | | | | | | | | 160 |
| 165 | | | | | | | | | | | | | 165 |
| 170 | 62.8 | 427.5 | 54,200 | 68,100 | | | | | | | | | 170 |
| 175 | 61.3 | 424.8 | 51,800 | 68,700 | | | | | | | | | 175 |
| 180 | 59.8 | 421.9 | 49,600 | 69,200 | | | | | | | | | 180 |
| 185 | 58.2 | 418.8 | 47,500 | 69,600 | | | | | | | | | 185 |
| 190 | 56.6 | 415.5 | 45,500 | 67,200 | | | | | | | | | 190 |
| 195 | 55.0 | 412.0 | 43,700 | 64,900 | | | | | | | | | 195 |
| 200 | 53.4 | 408.3 | 41,900 | 62,600 | | | | | | | | | 200 |
| 205 | 51.7 | 404.4 | 40,200 | 60,500 | 58.1 | 412.2 | 31,500 | 53,800 | | | | | 205 |
| 210 | 50.0 | 400.2 | 38,500 | 58,500 | 56.5 | 408.9 | 30,100 | 52,000 | | | | | 210 |
| 215 | 48.2 | 395.7 | 37,000 | 56,600 | 54.9 | 405.4 | 28,800 | 50,200 | | | | | 215 |
| 220 | 46.4 | 391.0 | 35,500 | 54,700 | 53.3 | 401.7 | 27,500 | 48,500 | | | | | 220 |
| 225 | 44.5 | 385.9 | 34,100 | 53,000 | 51.6 | 397.7 | 26,300 | 46,900 | | | | | 225 |
| 230 | 42.5 | 380.5 | 32,800 | 51,300 | 49.9 | 393.5 | 25,100 | 45,400 | | | | | 230 |
| 235 | 40.5 | 374.7 | 31,500 | 49,700 | 48.1 | 389.1 | 24,000 | 43,900 | | | | | 235 |
| 240 | 38.4 | 368.5 | 30,200 | 48,200 | 46.3 | 384.3 | 22,900 | 42,500 | 53.0 | 392.9 | 15,800 | 37,100 | 240 |
| 245 | 36.2 | 361.7 | 29,000 | 46,700 | 44.4 | 379.2 | 21,900 | 41,200 | 51.3 | 388.9 | 14,900 | 35,800 | 245 |
| 250 | 33.8 | 354.4 | 27,900 | 45,300 | 42.4 | 373.8 | 20,900 | 39,900 | 49.5 | 384.6 | 14,000 | 34,700 | 250 |
| 255 | 31.3 | 346.3 | 26,700 | 43,900 | 40.4 | 368.0 | 19,900 | 38,700 | 47.8 | 380.1 | 13,200 | 33,500 | 255 |
| 260 | 28.6 | 337.4 | 25,700 | 42,600 | 38.3 | 361.7 | 19,000 | 37,500 | 45.9 | 375.3 | 12,400 | 32,500 | 260 |
| 265 | 25.6 | 327.3 | 24,600 | 41,400 | 36.0 | 354.9 | 18,100 | 36,300 | 44.0 | 370.2 | 11,700 | 31,400 | 265 |
| 270 | 22.2 | 315.6 | 23,600 | 40,100 | 33.7 | 347.5 | 17,200 | 35,200 | 42.1 | 364.7 | 10,900 | 30,400 | 270 |
| 280 | 13.2 | 282.7 | 21,600 | 37,700 | 28.4 | 330.4 | 15,600 | 33,100 | 37.9 | 352.4 | | 28,500 | 280 |
| 290 | | | | | 22.0 | 308.5 | 14,000 | 31,100 | 33.2 | 338.0 | | 26,800 | 290 |
| 300 | | | | | 12.8 | 275.1 | 12,400 | 29,200 | 27.9 | 320.6 | | 25,100 | 300 |
| 310 | | | | | | | | | 21.4 | 298.0 | | 23,500 | 310 |
| 320 | | | | | | | | | 11.6 | 262.5 | | 21,900 | 320 |

MLC300 VPC-MAX S-1

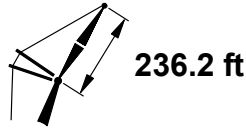
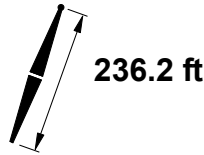
ASME B30.5



| ft | 85° | | | | 83° | | | | 80° | | | | ft |
|-----|------|-------|--------|--------|------|-------|--------|--------|------|-------|--------|--------|-----|
| | ft | lb | lb | lb | ft | lb | lb | lb | ft | lb | lb | lb | |
| 100 | 72.9 | 468.7 | 63,800 | 63,800 | | | | | | | | | 100 |
| 105 | 71.6 | 467.0 | 63,600 | 63,600 | | | | | | | | | 105 |
| 110 | 70.3 | 465.2 | 63,400 | 63,400 | | | | | | | | | 110 |
| 115 | 69.0 | 463.3 | 63,300 | 63,300 | 71.2 | 465.5 | 63,100 | 63,100 | | | | | 115 |
| 120 | 67.7 | 461.3 | 62,800 | 62,800 | 69.9 | 463.7 | 63,300 | 63,300 | | | | | 120 |
| 125 | 66.4 | 459.1 | 62,500 | 62,500 | 68.6 | 461.7 | 63,000 | 63,000 | | | | | 125 |
| 130 | 65.0 | 456.8 | 62,100 | 62,100 | 67.2 | 459.6 | 62,800 | 62,800 | | | | | 130 |
| 135 | 63.7 | 454.3 | 61,800 | 61,800 | 65.9 | 457.3 | 62,600 | 62,600 | | | | | 135 |
| 140 | 62.3 | 451.7 | 61,200 | 61,200 | 64.6 | 455.0 | 62,400 | 62,400 | 67.8 | 458.6 | 61,300 | 61,300 | 140 |
| 145 | 60.9 | 448.9 | 59,600 | 59,600 | 63.2 | 452.4 | 62,200 | 62,200 | 66.5 | 456.4 | 61,400 | 61,400 | 145 |
| 150 | 59.5 | 445.9 | 58,000 | 58,000 | 61.8 | 449.8 | 61,900 | 61,900 | 65.2 | 454.1 | 61,500 | 61,500 | 150 |
| 155 | 58.1 | 442.8 | 56,400 | 56,400 | 60.4 | 446.9 | 61,600 | 61,600 | 63.8 | 451.7 | 61,500 | 61,500 | 155 |
| 160 | 56.6 | 439.5 | 54,800 | 54,800 | 59.0 | 443.9 | 61,300 | 61,300 | 62.5 | 449.1 | 61,500 | 61,500 | 160 |
| 165 | 55.2 | 436.1 | 53,200 | 53,200 | 57.6 | 440.8 | 60,800 | 60,800 | 61.1 | 446.3 | 61,400 | 61,400 | 165 |
| 170 | 53.7 | 432.4 | 51,600 | 51,600 | 56.1 | 437.4 | 59,200 | 59,200 | 59.7 | 443.4 | 61,300 | 61,300 | 170 |
| 175 | 52.1 | 428.5 | 50,100 | 50,100 | 54.6 | 433.9 | 57,700 | 57,700 | 58.3 | 440.3 | 60,900 | 61,200 | 175 |
| 180 | 50.6 | 424.4 | 48,600 | 48,600 | 53.1 | 430.1 | 56,100 | 56,100 | 56.8 | 437.0 | 58,300 | 61,100 | 180 |
| 185 | 49.0 | 420.1 | 47,100 | 47,100 | 51.6 | 426.2 | 54,500 | 54,500 | 55.3 | 433.6 | 56,000 | 61,000 | 185 |
| 190 | 47.3 | 415.5 | 45,600 | 45,600 | 50.0 | 422.0 | 53,000 | 53,000 | 53.8 | 429.9 | 53,700 | 60,000 | 190 |
| 195 | 45.6 | 410.6 | 44,200 | 44,200 | 48.4 | 417.6 | 51,500 | 51,500 | 52.3 | 426.1 | 51,600 | 58,500 | 195 |
| 200 | 43.9 | 405.5 | 42,900 | 42,900 | 46.7 | 412.9 | 50,000 | 50,000 | 50.7 | 422.0 | 49,600 | 57,000 | 200 |
| 205 | 42.1 | 400.0 | 41,600 | 41,600 | 45.0 | 407.9 | 48,500 | 48,500 | 49.1 | 417.7 | 47,700 | 55,400 | 205 |
| 210 | 40.2 | 394.1 | 40,300 | 40,300 | 43.2 | 402.6 | 47,100 | 47,100 | 47.5 | 413.1 | 45,800 | 53,900 | 210 |
| 215 | 38.3 | 387.8 | 39,100 | 39,100 | 41.4 | 397.0 | 45,700 | 45,700 | 45.8 | 408.3 | 44,100 | 52,200 | 215 |
| 220 | 36.2 | 381.1 | 38,000 | 38,000 | 39.5 | 391.0 | 44,400 | 44,400 | 44.1 | 403.2 | 42,400 | 50,600 | 220 |
| 225 | 34.1 | 373.8 | 36,900 | 36,900 | 37.6 | 384.6 | 43,100 | 43,100 | 42.3 | 397.7 | 40,800 | 48,900 | 225 |
| 230 | 31.8 | 365.9 | 35,900 | 35,900 | 35.5 | 377.7 | 41,800 | 41,800 | 40.4 | 391.9 | 39,300 | 47,300 | 230 |
| 235 | 29.4 | 357.2 | 35,000 | 35,000 | 33.3 | 370.2 | 40,200 | 40,200 | 38.5 | 385.6 | 37,800 | 45,600 | 235 |
| 240 | 26.7 | 347.5 | 34,200 | 34,200 | 31.0 | 362.0 | 38,600 | 38,600 | 36.4 | 378.9 | 36,400 | 43,800 | 240 |
| 245 | 23.8 | 336.6 | 33,400 | 33,400 | 28.5 | 353.0 | 37,000 | 37,000 | 34.3 | 371.7 | 35,100 | 42,200 | 245 |
| 250 | 20.5 | 323.9 | 32,200 | 32,200 | 25.7 | 342.9 | 35,500 | 35,500 | 32.1 | 363.9 | 33,800 | 40,400 | 250 |
| 255 | 16.5 | 308.3 | 30,800 | 30,800 | 22.7 | 331.4 | 33,900 | 33,900 | 29.6 | 355.3 | 32,500 | 38,800 | 255 |
| 260 | 11.2 | 287.0 | 29,500 | 29,500 | 19.2 | 317.9 | 32,400 | 32,400 | 27.0 | 345.7 | 31,300 | 37,200 | 260 |
| 265 | | | | | 14.9 | 300.9 | 31,000 | 31,000 | 24.1 | 335.0 | 30,100 | 35,600 | 265 |
| 270 | | | | | 8.6 | 275.3 | 29,600 | 29,600 | 20.9 | 322.5 | 29,000 | 34,000 | 270 |
| 280 | | | | | | | | | 11.9 | 286.9 | 26,700 | 31,100 | 280 |
| 290 | | | | | | | | | | | | | 290 |
| 300 | | | | | | | | | | | | | 300 |
| 310 | | | | | | | | | | | | | 310 |
| 320 | | | | | | | | | | | | | 320 |
| 330 | | | | | | | | | | | | | 330 |
| 340 | | | | | | | | | | | | | 340 |

MLC300 VPC-MAX S-1

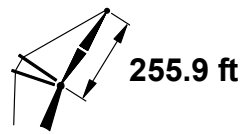
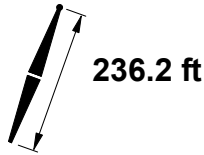
ASME B30.5



| ft | 75° | | | | 70° | | | | 65° | | | | ft |
|-----|------|-------|--------|--------|------|-------|--------|--------|------|-------|--------|-----|----|
| | ft | lb | lb | lb | ft | lb | lb | lb | ft | lb | lb | | |
| 100 | | | | | | | | | | | | 100 | |
| 105 | | | | | | | | | | | | 105 | |
| 110 | | | | | | | | | | | | 110 | |
| 115 | | | | | | | | | | | | 115 | |
| 120 | | | | | | | | | | | | 120 | |
| 125 | | | | | | | | | | | | 125 | |
| 130 | | | | | | | | | | | | 130 | |
| 135 | | | | | | | | | | | | 135 | |
| 140 | | | | | | | | | | | | 140 | |
| 145 | | | | | | | | | | | | 145 | |
| 150 | | | | | | | | | | | | 150 | |
| 155 | | | | | | | | | | | | 155 | |
| 160 | | | | | | | | | | | | 160 | |
| 165 | | | | | | | | | | | | 165 | |
| 170 | | | | | | | | | | | | 170 | |
| 175 | 63.9 | 447.1 | 50,300 | 57,000 | | | | | | | | 175 | |
| 180 | 62.5 | 444.5 | 48,100 | 57,400 | | | | | | | | 180 | |
| 185 | 61.1 | 441.8 | 46,000 | 57,800 | | | | | | | | 185 | |
| 190 | 59.7 | 438.8 | 44,000 | 58,100 | | | | | | | | 190 | |
| 195 | 58.3 | 435.8 | 42,200 | 58,400 | | | | | | | | 195 | |
| 200 | 56.9 | 432.5 | 40,400 | 58,600 | | | | | | | | 200 | |
| 205 | 55.4 | 429.1 | 38,700 | 58,800 | | | | | | | | 205 | |
| 210 | 53.9 | 425.4 | 37,100 | 57,400 | | | | | | | | 210 | |
| 215 | 52.4 | 421.6 | 35,600 | 55,500 | 58.2 | 429.2 | 27,200 | 49,100 | | | | 215 | |
| 220 | 50.8 | 417.5 | 34,100 | 53,700 | 56.8 | 425.9 | 25,900 | 47,400 | | | | 220 | |
| 225 | 49.2 | 413.2 | 32,700 | 51,900 | 55.3 | 422.5 | 24,700 | 45,800 | | | | 225 | |
| 230 | 47.6 | 408.7 | 31,400 | 50,300 | 53.8 | 418.8 | 23,600 | 44,300 | | | | 230 | |
| 235 | 45.9 | 403.8 | 30,100 | 48,700 | 52.3 | 414.9 | 22,500 | 42,800 | | | | 235 | |
| 240 | 44.1 | 398.7 | 28,800 | 47,200 | 50.7 | 410.9 | 21,400 | 41,400 | | | | 240 | |
| 245 | 42.3 | 393.3 | 27,700 | 45,700 | 49.1 | 406.6 | 20,400 | 40,100 | | | | 245 | |
| 250 | 40.5 | 387.5 | 26,500 | 44,300 | 47.5 | 402.0 | 19,400 | 38,800 | 53.5 | 410.0 | 33,500 | 250 | |
| 255 | 38.6 | 381.2 | 25,400 | 43,000 | 45.8 | 397.2 | 18,500 | 37,600 | 52.0 | 406.1 | 32,400 | 255 | |
| 260 | 36.5 | 374.6 | 24,400 | 41,700 | 44.0 | 392.0 | 17,500 | 36,400 | 50.4 | 402.0 | 31,300 | 260 | |
| 265 | 34.4 | 367.4 | 23,400 | 40,400 | 42.2 | 386.5 | 16,700 | 35,300 | 48.8 | 397.6 | 30,300 | 265 | |
| 270 | 32.2 | 359.6 | 22,400 | 39,200 | 40.4 | 380.7 | 15,800 | 34,200 | 47.2 | 393.0 | 29,300 | 270 | |
| 280 | 27.1 | 341.5 | 20,500 | 36,900 | 36.4 | 367.8 | 14,200 | 32,100 | 43.7 | 382.9 | 27,400 | 280 | |
| 290 | 21.0 | 318.4 | 18,700 | 34,800 | 32.0 | 352.7 | 12,700 | 30,200 | 40.0 | 371.5 | 25,700 | 290 | |
| 300 | 12.2 | 283.3 | 17,000 | 32,400 | 27.0 | 334.5 | 11,300 | 28,400 | 36.0 | 358.4 | 24,000 | 300 | |
| 310 | | | | | 20.8 | 311.2 | | 26,700 | 31.6 | 343.1 | 22,500 | 310 | |
| 320 | | | | | 11.8 | 275.5 | | 25,000 | 26.5 | 324.6 | 21,100 | 320 | |
| 330 | | | | | | | | | 20.2 | 300.6 | 19,700 | 330 | |
| 340 | | | | | | | | | 10.6 | 262.6 | 18,300 | 340 | |

MLC300 VPC-MAX S-1

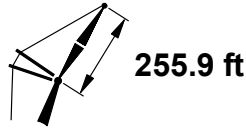
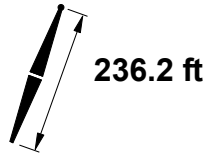
ASME B30.5



| ft | 85° | | | | 83° | | | | 80° | | | | ft |
|-----|------|-------|--------|--------|------|-------|--------|--------|------|-------|--------|--------|-----|
| | ft | lb | lb | lb | ft | lb | lb | lb | ft | lb | lb | lb | |
| 105 | 73.1 | 487.8 | 54,700 | 54,700 | | | | | | | | | 105 |
| 110 | 71.9 | 486.1 | 54,500 | 54,500 | | | | | | | | | 110 |
| 115 | 70.7 | 484.4 | 54,300 | 54,300 | | | | | | | | | 115 |
| 120 | 69.5 | 482.5 | 54,000 | 54,000 | 71.5 | 484.6 | 53,900 | 53,900 | | | | | 120 |
| 125 | 68.3 | 480.5 | 53,700 | 53,700 | 70.3 | 482.8 | 53,800 | 53,800 | | | | | 125 |
| 130 | 67.1 | 478.4 | 53,400 | 53,400 | 69.1 | 480.9 | 53,700 | 53,700 | | | | | 130 |
| 135 | 65.9 | 476.2 | 53,100 | 53,100 | 67.9 | 478.8 | 53,500 | 53,500 | | | | | 135 |
| 140 | 64.6 | 473.8 | 52,800 | 52,800 | 66.7 | 476.7 | 53,300 | 53,300 | | | | | 140 |
| 145 | 63.4 | 471.3 | 52,400 | 52,400 | 65.4 | 474.4 | 53,100 | 53,100 | 68.4 | 477.9 | 52,000 | 52,000 | 145 |
| 150 | 62.1 | 468.6 | 52,100 | 52,100 | 64.2 | 472.0 | 52,900 | 52,900 | 67.2 | 475.8 | 52,100 | 52,100 | 150 |
| 155 | 60.8 | 465.8 | 51,600 | 51,600 | 62.9 | 469.4 | 52,600 | 52,600 | 66.0 | 473.5 | 52,100 | 52,100 | 155 |
| 160 | 59.5 | 462.9 | 50,300 | 50,300 | 61.7 | 466.7 | 52,400 | 52,400 | 64.8 | 471.2 | 52,000 | 52,000 | 160 |
| 165 | 58.2 | 459.8 | 49,000 | 49,000 | 60.4 | 463.9 | 52,100 | 52,100 | 63.5 | 468.7 | 51,900 | 51,900 | 165 |
| 170 | 56.9 | 456.5 | 47,700 | 47,700 | 59.1 | 460.9 | 51,800 | 51,800 | 62.2 | 466.0 | 51,900 | 51,900 | 170 |
| 175 | 55.5 | 453.1 | 46,500 | 46,500 | 57.7 | 457.7 | 51,600 | 51,600 | 61.0 | 463.3 | 51,800 | 51,800 | 175 |
| 180 | 54.1 | 449.5 | 45,200 | 45,200 | 56.4 | 454.4 | 51,300 | 51,300 | 59.7 | 460.3 | 51,600 | 51,600 | 180 |
| 185 | 52.7 | 445.7 | 43,900 | 43,900 | 55.0 | 450.9 | 50,300 | 50,300 | 58.3 | 457.3 | 51,500 | 51,500 | 185 |
| 190 | 51.3 | 441.7 | 42,700 | 42,700 | 53.6 | 447.3 | 49,100 | 49,100 | 57.0 | 454.0 | 51,300 | 51,300 | 190 |
| 195 | 49.8 | 437.5 | 41,400 | 41,400 | 52.2 | 443.4 | 47,800 | 47,800 | 55.7 | 450.6 | 49,900 | 51,200 | 195 |
| 200 | 48.3 | 433.1 | 40,200 | 40,200 | 50.8 | 439.3 | 46,600 | 46,600 | 54.3 | 447.0 | 47,900 | 51,000 | 200 |
| 205 | 46.8 | 428.4 | 39,100 | 39,100 | 49.3 | 435.0 | 45,400 | 45,400 | 52.9 | 443.2 | 46,000 | 50,900 | 205 |
| 210 | 45.2 | 423.5 | 38,000 | 38,000 | 47.8 | 430.5 | 44,200 | 44,200 | 51.4 | 439.3 | 44,200 | 49,600 | 210 |
| 215 | 43.6 | 418.2 | 36,900 | 36,900 | 46.3 | 425.8 | 43,000 | 43,000 | 50.0 | 435.1 | 42,400 | 48,100 | 215 |
| 220 | 41.9 | 412.7 | 35,800 | 35,800 | 44.7 | 420.7 | 41,600 | 41,600 | 48.5 | 430.7 | 40,800 | 46,700 | 220 |
| 225 | 40.2 | 406.9 | 34,800 | 34,800 | 43.0 | 415.4 | 40,100 | 40,100 | 47.0 | 426.0 | 39,200 | 45,200 | 225 |
| 230 | 38.4 | 400.6 | 33,800 | 33,800 | 41.3 | 409.8 | 38,500 | 38,500 | 45.4 | 421.1 | 37,700 | 43,600 | 230 |
| 235 | 36.6 | 393.9 | 32,900 | 32,900 | 39.6 | 403.8 | 36,900 | 36,900 | 43.8 | 415.9 | 36,200 | 42,000 | 235 |
| 240 | 34.6 | 386.8 | 31,800 | 31,800 | 37.8 | 397.4 | 35,200 | 35,200 | 42.1 | 410.4 | 34,900 | 40,400 | 240 |
| 245 | 32.5 | 379.1 | 30,200 | 30,200 | 35.9 | 390.5 | 33,700 | 33,700 | 40.4 | 404.6 | 33,500 | 38,800 | 245 |
| 250 | 30.4 | 370.7 | 28,600 | 28,600 | 33.9 | 383.2 | 32,000 | 32,000 | 38.6 | 398.4 | 32,200 | 37,100 | 250 |
| 255 | 28.0 | 361.5 | 27,100 | 27,100 | 31.8 | 375.3 | 30,400 | 30,400 | 36.8 | 391.8 | 31,000 | 35,500 | 255 |
| 260 | 25.5 | 351.3 | 25,700 | 25,700 | 29.6 | 366.6 | 28,800 | 28,800 | 34.8 | 384.7 | 29,800 | 33,800 | 260 |
| 265 | 22.7 | 339.8 | 24,200 | 24,200 | 27.2 | 357.1 | 27,300 | 27,300 | 32.8 | 377.0 | 28,700 | 32,100 | 265 |
| 270 | 19.4 | 326.3 | 22,800 | 22,800 | 24.5 | 346.5 | 25,800 | 25,800 | 30.6 | 368.7 | 27,500 | 30,500 | 270 |
| 280 | 10.4 | 287.0 | 20,200 | 20,200 | 18.2 | 320.0 | 22,800 | 22,800 | 25.8 | 349.6 | 25,400 | 27,300 | 280 |
| 290 | | | | | 7.7 | 274.1 | 20,200 | 20,200 | 19.8 | 325.0 | 23,400 | 24,100 | 290 |
| 300 | | | | | | | | | 11.0 | 287.1 | 21,400 | 21,400 | 300 |
| 310 | | | | | | | | | | | | | 310 |
| 320 | | | | | | | | | | | | | 320 |
| 330 | | | | | | | | | | | | | 330 |
| 340 | | | | | | | | | | | | | 340 |
| 350 | | | | | | | | | | | | | 350 |
| 360 | | | | | | | | | | | | | 360 |

MLC300 VPC-MAX S-1

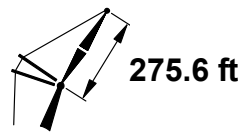
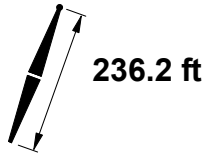
ASME B30.5



| ft | 75° | | | | 70° | | | | 65° | | | | ft |
|-----|------|-------|--------|--------|------|-------|--------|--------|------|-------|--------|--|-----|
| | ft | lb | lb | lb | ft | lb | lb | lb | ft | lb | lb | | |
| 105 | | | | | | | | | | | | | 105 |
| 110 | | | | | | | | | | | | | 110 |
| 115 | | | | | | | | | | | | | 115 |
| 120 | | | | | | | | | | | | | 120 |
| 125 | | | | | | | | | | | | | 125 |
| 130 | | | | | | | | | | | | | 130 |
| 135 | | | | | | | | | | | | | 135 |
| 140 | | | | | | | | | | | | | 140 |
| 145 | | | | | | | | | | | | | 145 |
| 150 | | | | | | | | | | | | | 150 |
| 155 | | | | | | | | | | | | | 155 |
| 160 | | | | | | | | | | | | | 160 |
| 165 | | | | | | | | | | | | | 165 |
| 170 | | | | | | | | | | | | | 170 |
| 175 | | | | | | | | | | | | | 175 |
| 180 | | | | | | | | | | | | | 180 |
| 185 | 63.6 | 464.1 | 44,100 | 48,100 | | | | | | | | | 185 |
| 190 | 62.3 | 461.5 | 42,100 | 48,400 | | | | | | | | | 190 |
| 195 | 61.0 | 458.7 | 40,300 | 48,600 | | | | | | | | | 195 |
| 200 | 59.7 | 455.8 | 38,500 | 48,800 | | | | | | | | | 200 |
| 205 | 58.4 | 452.7 | 36,800 | 48,900 | | | | | | | | | 205 |
| 210 | 57.1 | 449.5 | 35,300 | 49,000 | | | | | | | | | 210 |
| 215 | 55.7 | 446.1 | 33,700 | 49,100 | | | | | | | | | 215 |
| 220 | 54.3 | 442.5 | 32,300 | 49,200 | | | | | | | | | 220 |
| 225 | 52.9 | 438.7 | 30,900 | 49,300 | 58.3 | 446.1 | 22,800 | 44,100 | | | | | 225 |
| 230 | 51.5 | 434.8 | 29,600 | 49,000 | 57.0 | 442.9 | 21,600 | 42,900 | | | | | 230 |
| 235 | 50.0 | 430.6 | 28,300 | 47,400 | 55.6 | 439.5 | 20,500 | 41,400 | | | | | 235 |
| 240 | 48.6 | 426.2 | 27,100 | 45,900 | 54.3 | 435.9 | 19,500 | 40,000 | | | | | 240 |
| 245 | 47.0 | 421.6 | 25,900 | 44,400 | 52.9 | 432.1 | 18,500 | 38,700 | | | | | 245 |
| 250 | 45.5 | 416.7 | 24,800 | 43,100 | 51.4 | 428.1 | 17,500 | 37,500 | | | | | 250 |
| 255 | 43.9 | 411.5 | 23,700 | 41,700 | 50.0 | 424.0 | 16,600 | 36,200 | | | | | 255 |
| 260 | 42.2 | 406.0 | 22,700 | 40,400 | 48.5 | 419.5 | 15,700 | 35,100 | | | | | 260 |
| 265 | 40.5 | 400.2 | 21,700 | 39,200 | 46.9 | 414.9 | 14,800 | 34,000 | 52.6 | 423.3 | 28,800 | | 265 |
| 270 | 38.7 | 394.0 | 20,700 | 38,000 | 45.4 | 410.0 | 14,000 | 32,900 | 51.2 | 419.3 | 27,900 | | 270 |
| 280 | 34.9 | 380.3 | 18,900 | 35,100 | 42.1 | 399.3 | 12,400 | 30,800 | 48.2 | 410.6 | 26,000 | | 280 |
| 290 | 30.7 | 364.4 | 17,200 | 31,800 | 38.6 | 387.3 | 11,000 | 28,900 | 45.1 | 401.0 | 24,300 | | 290 |
| 300 | 25.9 | 345.3 | 15,500 | 28,500 | 34.8 | 373.5 | | 27,100 | 41.8 | 390.2 | 22,700 | | 300 |
| 310 | 20.0 | 320.9 | 14,000 | 25,300 | 30.6 | 357.6 | | 25,500 | 38.3 | 378.0 | 21,200 | | 310 |
| 320 | 11.3 | 283.6 | 12,500 | 22,400 | 25.7 | 338.4 | | 23,900 | 34.4 | 364.1 | 19,800 | | 320 |
| 330 | | | | | 19.8 | 313.7 | | 22,400 | 30.2 | 347.9 | 18,400 | | 330 |
| 340 | | | | | 11.0 | 275.7 | | 20,900 | 25.2 | 328.3 | 17,100 | | 340 |
| 350 | | | | | | | | | 19.1 | 303.0 | 15,900 | | 350 |
| 360 | | | | | | | | | 9.8 | 262.3 | 14,700 | | 360 |

MLC300 VPC-MAX S-1

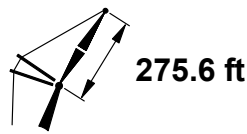
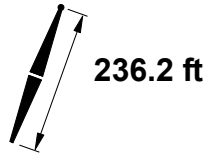
ASME B30.5



| ft | 85° | | | | 83° | | | | 80° | | | | ft |
|-----|------|-------|--------|--------|------|-------|--------|--------|------|-------|--------|--------|-----|
| | ft | lb | lb | lb | ft | lb | lb | lb | ft | lb | lb | lb | |
| 110 | 73.2 | 506.8 | 46,800 | 46,800 | | | | | | | | | 110 |
| 115 | 72.1 | 505.2 | 46,600 | 46,600 | | | | | | | | | 115 |
| 120 | 71.0 | 503.5 | 46,400 | 46,400 | | | | | | | | | 120 |
| 125 | 69.9 | 501.7 | 46,100 | 46,100 | 71.8 | 503.7 | 46,000 | 46,000 | | | | | 125 |
| 130 | 68.8 | 499.7 | 45,800 | 45,800 | 70.6 | 501.9 | 45,900 | 45,900 | | | | | 130 |
| 135 | 67.7 | 497.7 | 45,500 | 45,500 | 69.5 | 500.1 | 45,700 | 45,700 | | | | | 135 |
| 140 | 66.6 | 495.5 | 45,200 | 45,200 | 68.4 | 498.1 | 45,500 | 45,500 | | | | | 140 |
| 145 | 65.4 | 493.2 | 44,900 | 44,900 | 67.3 | 496.0 | 45,300 | 45,300 | | | | | 145 |
| 150 | 64.3 | 490.8 | 44,600 | 44,600 | 66.2 | 493.8 | 45,000 | 45,000 | 68.9 | 497.1 | 44,100 | 44,100 | 150 |
| 155 | 63.1 | 488.3 | 44,200 | 44,200 | 65.0 | 491.4 | 44,800 | 44,800 | 67.8 | 495.0 | 44,100 | 44,100 | 155 |
| 160 | 61.9 | 485.6 | 43,900 | 43,900 | 63.9 | 489.0 | 44,500 | 44,500 | 66.7 | 492.9 | 44,000 | 44,000 | 160 |
| 165 | 60.7 | 482.8 | 43,600 | 43,600 | 62.7 | 486.4 | 44,300 | 44,300 | 65.5 | 490.6 | 43,900 | 43,900 | 165 |
| 170 | 59.5 | 479.9 | 43,300 | 43,300 | 61.5 | 483.7 | 44,000 | 44,000 | 64.4 | 488.2 | 43,800 | 43,800 | 170 |
| 175 | 58.3 | 476.8 | 42,600 | 42,600 | 60.3 | 480.8 | 43,700 | 43,700 | 63.2 | 485.7 | 43,700 | 43,700 | 175 |
| 180 | 57.1 | 473.5 | 41,500 | 41,500 | 59.1 | 477.8 | 43,500 | 43,500 | 62.0 | 483.0 | 43,500 | 43,500 | 180 |
| 185 | 55.8 | 470.1 | 40,400 | 40,400 | 57.9 | 474.7 | 43,200 | 43,200 | 60.9 | 480.2 | 43,400 | 43,400 | 185 |
| 190 | 54.5 | 466.6 | 39,400 | 39,400 | 56.6 | 471.4 | 42,900 | 42,900 | 59.6 | 477.3 | 43,200 | 43,200 | 190 |
| 195 | 53.2 | 462.8 | 38,400 | 38,400 | 55.4 | 468.0 | 42,600 | 42,600 | 58.4 | 474.2 | 43,000 | 43,000 | 195 |
| 200 | 51.9 | 458.9 | 37,400 | 37,400 | 54.1 | 464.4 | 42,400 | 42,400 | 57.2 | 471.0 | 42,800 | 42,800 | 200 |
| 205 | 50.6 | 454.8 | 36,400 | 36,400 | 52.8 | 460.6 | 42,000 | 42,000 | 55.9 | 467.6 | 42,600 | 42,600 | 205 |
| 210 | 49.2 | 450.5 | 35,400 | 35,400 | 51.4 | 456.6 | 41,000 | 41,000 | 54.7 | 464.1 | 42,400 | 42,400 | 210 |
| 215 | 47.8 | 446.0 | 34,500 | 34,500 | 50.1 | 452.4 | 39,900 | 39,900 | 53.4 | 460.4 | 41,200 | 42,200 | 215 |
| 220 | 46.4 | 441.3 | 33,600 | 33,600 | 48.7 | 448.0 | 38,900 | 38,900 | 52.1 | 456.5 | 39,500 | 42,000 | 220 |
| 225 | 44.9 | 436.3 | 32,600 | 32,600 | 47.3 | 443.4 | 38,000 | 38,000 | 50.7 | 452.4 | 37,900 | 41,900 | 225 |
| 230 | 43.4 | 431.0 | 31,800 | 31,800 | 45.8 | 438.6 | 37,000 | 37,000 | 49.3 | 448.1 | 36,400 | 41,700 | 230 |
| 235 | 41.8 | 425.5 | 30,900 | 30,900 | 44.4 | 433.5 | 36,100 | 36,100 | 47.9 | 443.6 | 35,000 | 41,500 | 235 |
| 240 | 40.2 | 419.6 | 30,100 | 30,100 | 42.8 | 428.2 | 35,100 | 35,100 | 46.5 | 438.9 | 33,600 | 41,300 | 240 |
| 245 | 38.6 | 413.4 | 29,200 | 29,200 | 41.3 | 422.5 | 34,300 | 34,300 | 45.1 | 433.9 | 32,300 | 41,100 | 245 |
| 250 | 36.8 | 406.8 | 28,500 | 28,500 | 39.7 | 416.5 | 33,300 | 33,300 | 43.5 | 428.7 | 31,000 | 41,000 | 250 |
| 255 | 35.0 | 399.7 | 27,800 | 27,800 | 38.0 | 410.2 | 32,500 | 32,500 | 42.0 | 423.2 | 29,800 | 40,100 | 255 |
| 260 | 33.2 | 392.2 | 27,100 | 27,100 | 36.2 | 403.4 | 31,700 | 31,700 | 40.4 | 417.4 | 28,600 | 39,200 | 260 |
| 265 | 31.2 | 384.0 | 26,500 | 26,500 | 34.4 | 396.2 | 30,900 | 30,900 | 38.7 | 411.2 | 27,500 | 38,300 | 265 |
| 270 | 29.1 | 375.2 | 25,900 | 25,900 | 32.5 | 388.5 | 30,200 | 30,200 | 37.0 | 404.6 | 26,400 | 37,400 | 270 |
| 280 | 24.3 | 354.8 | 24,900 | 24,900 | 28.3 | 371.0 | 28,300 | 28,800 | 33.4 | 390.1 | 24,300 | 35,700 | 280 |
| 290 | 18.5 | 328.5 | 24,100 | 24,100 | 23.4 | 349.8 | 26,200 | 27,700 | 29.3 | 373.3 | 22,400 | 33,400 | 290 |
| 300 | 9.5 | 286.7 | 23,900 | 23,900 | 17.3 | 322.0 | 24,200 | 26,400 | 24.6 | 353.2 | 20,500 | 30,400 | 300 |
| 310 | | | | | 6.8 | 272.5 | 22,200 | 23,800 | 18.9 | 327.3 | 18,800 | 27,500 | 310 |
| 320 | | | | | | | | | 10.2 | 287.1 | 17,100 | 24,800 | 320 |
| 330 | | | | | | | | | | | | | 330 |
| 340 | | | | | | | | | | | | | 340 |
| 350 | | | | | | | | | | | | | 350 |
| 360 | | | | | | | | | | | | | 360 |
| 370 | | | | | | | | | | | | | 370 |
| 380 | | | | | | | | | | | | | 380 |

MLC300 VPC-MAX S-1

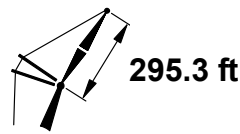
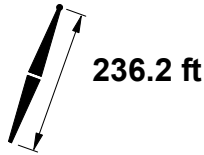
ASME B30.5



| ft | 75° | | | | 70° | | | | 65° | | | | ft |
|-----|------|-------|--------|--------|------|-------|--------|--------|------|-------|--------|--|-----|
| | ft | lb | lb | lb | ft | lb | lb | lb | ft | lb | lb | | |
| 110 | | | | | | | | | | | | | 110 |
| 115 | | | | | | | | | | | | | 115 |
| 120 | | | | | | | | | | | | | 120 |
| 125 | | | | | | | | | | | | | 125 |
| 130 | | | | | | | | | | | | | 130 |
| 135 | | | | | | | | | | | | | 135 |
| 140 | | | | | | | | | | | | | 140 |
| 145 | | | | | | | | | | | | | 145 |
| 150 | | | | | | | | | | | | | 150 |
| 155 | | | | | | | | | | | | | 155 |
| 160 | | | | | | | | | | | | | 160 |
| 165 | | | | | | | | | | | | | 165 |
| 170 | | | | | | | | | | | | | 170 |
| 175 | | | | | | | | | | | | | 175 |
| 180 | | | | | | | | | | | | | 180 |
| 185 | | | | | | | | | | | | | 185 |
| 190 | | | | | | | | | | | | | 190 |
| 195 | 63.3 | 481.1 | 38,800 | 40,500 | | | | | | | | | 195 |
| 200 | 62.1 | 478.5 | 37,100 | 40,600 | | | | | | | | | 200 |
| 205 | 60.9 | 475.7 | 35,400 | 40,700 | | | | | | | | | 205 |
| 210 | 59.7 | 472.8 | 33,800 | 40,800 | | | | | | | | | 210 |
| 215 | 58.5 | 469.7 | 32,300 | 40,800 | | | | | | | | | 215 |
| 220 | 57.2 | 466.5 | 30,900 | 40,800 | | | | | | | | | 220 |
| 225 | 56.0 | 463.1 | 29,500 | 40,900 | | | | | | | | | 225 |
| 230 | 54.7 | 459.6 | 28,200 | 40,800 | | | | | | | | | 230 |
| 235 | 53.4 | 455.9 | 26,900 | 40,800 | 58.4 | 463.1 | 19,000 | 36,900 | | | | | 235 |
| 240 | 52.1 | 452.0 | 25,700 | 40,800 | 57.2 | 459.9 | 18,000 | 37,200 | | | | | 240 |
| 245 | 50.8 | 447.9 | 24,600 | 40,700 | 55.9 | 456.5 | 17,000 | 37,500 | | | | | 245 |
| 250 | 49.4 | 443.6 | 23,500 | 40,700 | 54.6 | 453.0 | 16,100 | 36,400 | | | | | 250 |
| 255 | 48.0 | 439.2 | 22,400 | 40,600 | 53.4 | 449.3 | 15,200 | 35,200 | | | | | 255 |
| 260 | 46.6 | 434.5 | 21,400 | 39,500 | 52.0 | 445.4 | 14,300 | 34,000 | | | | | 260 |
| 265 | 45.1 | 429.5 | 20,400 | 38,200 | 50.7 | 441.3 | 13,400 | 32,900 | | | | | 265 |
| 270 | 43.6 | 424.3 | 19,400 | 37,100 | 49.3 | 437.0 | 12,600 | 31,800 | | | | | 270 |
| 280 | 40.5 | 413.0 | 17,600 | 34,800 | 46.5 | 427.8 | 11,000 | 29,800 | 51.8 | 436.5 | 24,900 | | 280 |
| 290 | 37.1 | 400.2 | 15,900 | 32,800 | 43.5 | 417.6 | | 27,900 | 49.1 | 428.1 | 23,200 | | 290 |
| 300 | 33.5 | 385.8 | 14,300 | 30,800 | 40.4 | 406.2 | | 26,200 | 46.2 | 418.8 | 21,600 | | 300 |
| 310 | 29.4 | 369.0 | 12,800 | 29,000 | 37.0 | 393.5 | | 24,500 | 43.2 | 408.5 | 20,100 | | 310 |
| 320 | 24.7 | 349.0 | 11,400 | 27,300 | 33.3 | 379.0 | | 23,000 | 40.1 | 397.0 | 18,700 | | 320 |
| 330 | 19.0 | 323.3 | 10,100 | 25,700 | 29.3 | 362.1 | | 21,500 | 36.7 | 384.1 | 17,400 | | 330 |
| 340 | 10.5 | 283.6 | | 24,100 | 24.6 | 341.9 | | 20,100 | 33.0 | 369.4 | 16,200 | | 340 |
| 350 | | | | | 18.8 | 316.0 | | 18,800 | 28.9 | 352.4 | 15,000 | | 350 |
| 360 | | | | | 10.2 | 275.6 | | 17,500 | 24.1 | 331.8 | 13,900 | | 360 |
| 370 | | | | | | | | | 18.2 | 305.1 | 12,800 | | 370 |
| 380 | | | | | | | | | 8.9 | 261.7 | 11,700 | | 380 |

MLC300 VPC-MAX S-1

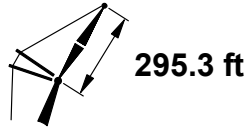
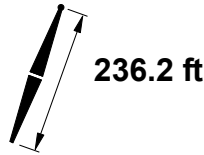
ASME B30.5



| ft | 85° | | | | 83° | | | | 80° | | | | ft |
|-----|------|-------|--------|--------|------|-------|--------|--------|------|-------|--------|--------|-----|
| | ft | lb | lb | lb | ft | lb | lb | lb | ft | lb | lb | lb | |
| 115 | 73.4 | 525.9 | 39,900 | 39,900 | | | | | | | | | 115 |
| 120 | 72.3 | 524.3 | 39,700 | 39,700 | | | | | | | | | 120 |
| 125 | 71.3 | 522.6 | 39,400 | 39,400 | | | | | | | | | 125 |
| 130 | 70.3 | 520.8 | 39,100 | 39,100 | 72.0 | 522.8 | 39,100 | 39,100 | | | | | 130 |
| 135 | 69.3 | 518.9 | 38,900 | 38,900 | 71.0 | 521.1 | 38,900 | 38,900 | | | | | 135 |
| 140 | 68.2 | 516.9 | 38,600 | 38,600 | 69.9 | 519.2 | 38,700 | 38,700 | | | | | 140 |
| 145 | 67.2 | 514.8 | 38,300 | 38,300 | 68.9 | 517.3 | 38,500 | 38,500 | | | | | 145 |
| 150 | 66.1 | 512.6 | 38,000 | 38,000 | 67.8 | 515.2 | 38,300 | 38,300 | | | | | 150 |
| 155 | 65.0 | 510.3 | 37,700 | 37,700 | 66.8 | 513.1 | 38,000 | 38,000 | | | | | 155 |
| 160 | 63.9 | 507.8 | 37,400 | 37,400 | 65.7 | 510.8 | 37,800 | 37,800 | 68.3 | 514.3 | 37,200 | 37,200 | 160 |
| 165 | 62.9 | 505.2 | 37,100 | 37,100 | 64.6 | 508.5 | 37,500 | 37,500 | 67.3 | 512.2 | 37,100 | 37,100 | 165 |
| 170 | 61.8 | 502.6 | 36,700 | 36,700 | 63.6 | 506.0 | 37,300 | 37,300 | 66.2 | 509.9 | 36,900 | 36,900 | 170 |
| 175 | 60.6 | 499.7 | 36,400 | 36,400 | 62.5 | 503.4 | 37,000 | 37,000 | 65.1 | 507.6 | 36,800 | 36,800 | 175 |
| 180 | 59.5 | 496.8 | 36,100 | 36,100 | 61.4 | 500.6 | 36,700 | 36,700 | 64.1 | 505.2 | 36,600 | 36,600 | 180 |
| 185 | 58.4 | 493.7 | 35,800 | 35,800 | 60.2 | 497.8 | 36,500 | 36,500 | 63.0 | 502.6 | 36,500 | 36,500 | 185 |
| 190 | 57.2 | 490.5 | 35,500 | 35,500 | 59.1 | 494.8 | 36,200 | 36,200 | 61.9 | 500.0 | 36,300 | 36,300 | 190 |
| 195 | 56.1 | 487.2 | 35,000 | 35,000 | 58.0 | 491.7 | 35,900 | 35,900 | 60.8 | 497.2 | 36,100 | 36,100 | 195 |
| 200 | 54.9 | 483.6 | 34,200 | 34,200 | 56.8 | 488.4 | 35,600 | 35,600 | 59.6 | 494.2 | 35,900 | 35,900 | 200 |
| 205 | 53.7 | 480.0 | 33,400 | 33,400 | 55.6 | 485.0 | 35,400 | 35,400 | 58.5 | 491.2 | 35,700 | 35,700 | 205 |
| 210 | 52.4 | 476.1 | 32,500 | 32,500 | 54.4 | 481.4 | 35,100 | 35,100 | 57.3 | 488.0 | 35,500 | 35,500 | 210 |
| 215 | 51.2 | 472.1 | 31,700 | 31,700 | 53.2 | 477.7 | 34,900 | 34,900 | 56.2 | 484.6 | 35,300 | 35,300 | 215 |
| 220 | 49.9 | 467.9 | 30,900 | 30,900 | 52.0 | 473.8 | 34,600 | 34,600 | 55.0 | 481.1 | 35,100 | 35,100 | 220 |
| 225 | 48.6 | 463.5 | 30,100 | 30,100 | 50.8 | 469.7 | 34,400 | 34,400 | 53.8 | 477.5 | 34,900 | 34,900 | 225 |
| 230 | 47.3 | 458.9 | 29,300 | 29,300 | 49.5 | 465.5 | 34,000 | 34,000 | 52.6 | 473.7 | 34,700 | 34,700 | 230 |
| 235 | 46.0 | 454.1 | 28,600 | 28,600 | 48.2 | 461.0 | 33,200 | 33,200 | 51.3 | 469.7 | 33,400 | 34,400 | 235 |
| 240 | 44.6 | 449.1 | 27,900 | 27,900 | 46.9 | 456.3 | 32,500 | 32,500 | 50.1 | 465.5 | 32,000 | 34,200 | 240 |
| 245 | 43.2 | 443.8 | 27,100 | 27,100 | 45.5 | 451.5 | 31,700 | 31,700 | 48.8 | 461.1 | 30,700 | 34,000 | 245 |
| 250 | 41.7 | 438.2 | 26,500 | 26,500 | 44.1 | 446.3 | 30,900 | 30,900 | 47.5 | 456.6 | 29,400 | 33,900 | 250 |
| 255 | 40.2 | 432.3 | 25,800 | 25,800 | 42.7 | 440.9 | 30,200 | 30,200 | 46.1 | 451.8 | 28,200 | 33,700 | 255 |
| 260 | 38.7 | 426.2 | 25,200 | 25,200 | 41.2 | 435.3 | 29,500 | 29,500 | 44.7 | 446.8 | 27,000 | 33,500 | 260 |
| 265 | 37.1 | 419.6 | 24,600 | 24,600 | 39.7 | 429.3 | 28,800 | 28,800 | 43.3 | 441.5 | 25,900 | 33,300 | 265 |
| 270 | 35.4 | 412.6 | 24,000 | 24,000 | 38.1 | 423.0 | 28,000 | 28,000 | 41.9 | 435.9 | 24,800 | 33,200 | 270 |
| 280 | 31.9 | 397.3 | 22,800 | 22,800 | 34.8 | 409.2 | 26,800 | 26,800 | 38.9 | 424.0 | 22,800 | 32,900 | 280 |
| 290 | 27.9 | 379.5 | 21,900 | 21,900 | 31.2 | 393.4 | 24,800 | 25,600 | 35.6 | 410.5 | 20,800 | 31,700 | 290 |
| 300 | 23.3 | 358.1 | 21,200 | 21,200 | 27.2 | 375.1 | 22,900 | 24,500 | 32.1 | 395.3 | 19,000 | 30,300 | 300 |
| 310 | 17.6 | 330.6 | 19,300 | 19,300 | 22.4 | 352.9 | 21,000 | 22,600 | 28.1 | 377.7 | 17,300 | 27,600 | 310 |
| 320 | 8.8 | 286.1 | 16,700 | 16,700 | 16.4 | 323.7 | 19,300 | 19,700 | 23.6 | 356.5 | 15,700 | 24,700 | 320 |
| 330 | | | | | 5.9 | 270.4 | 17,200 | 17,200 | 18.0 | 329.4 | 14,200 | 21,800 | 330 |
| 340 | | | | | | | | | 9.5 | 286.7 | 12,700 | 18,900 | 340 |
| 350 | | | | | | | | | | | | | 350 |
| 360 | | | | | | | | | | | | | 360 |
| 370 | | | | | | | | | | | | | 370 |
| 380 | | | | | | | | | | | | | 380 |

MLC300 VPC-MAX S-1

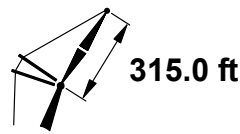
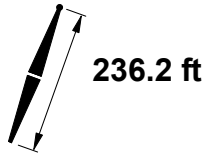
ASME B30.5



| ft | 75° | | | | 70° | | | | 65° | | | | ft |
|-----|------|-------|--------|--------|------|-------|--------|--------|------|-------|--------|--|-----|
| | ft | lb | lb | lb | ft | lb | lb | lb | ft | lb | lb | | |
| 115 | | | | | | | | | | | | | 115 |
| 120 | | | | | | | | | | | | | 120 |
| 125 | | | | | | | | | | | | | 125 |
| 130 | | | | | | | | | | | | | 130 |
| 135 | | | | | | | | | | | | | 135 |
| 140 | | | | | | | | | | | | | 140 |
| 145 | | | | | | | | | | | | | 145 |
| 150 | | | | | | | | | | | | | 150 |
| 155 | | | | | | | | | | | | | 155 |
| 160 | | | | | | | | | | | | | 160 |
| 165 | | | | | | | | | | | | | 165 |
| 170 | | | | | | | | | | | | | 170 |
| 175 | | | | | | | | | | | | | 175 |
| 180 | | | | | | | | | | | | | 180 |
| 185 | | | | | | | | | | | | | 185 |
| 190 | | | | | | | | | | | | | 190 |
| 195 | | | | | | | | | | | | | 195 |
| 200 | | | | | | | | | | | | | 200 |
| 205 | 63.0 | 498.1 | 33,500 | 33,800 | | | | | | | | | 205 |
| 210 | 61.9 | 495.4 | 32,000 | 33,900 | | | | | | | | | 210 |
| 215 | 60.8 | 492.6 | 30,500 | 33,900 | | | | | | | | | 215 |
| 220 | 59.7 | 489.7 | 29,000 | 33,900 | | | | | | | | | 220 |
| 225 | 58.5 | 486.7 | 27,700 | 33,800 | | | | | | | | | 225 |
| 230 | 57.4 | 483.5 | 26,400 | 33,800 | | | | | | | | | 230 |
| 235 | 56.2 | 480.1 | 25,100 | 33,700 | | | | | | | | | 235 |
| 240 | 55.0 | 476.6 | 23,900 | 33,700 | | | | | | | | | 240 |
| 245 | 53.8 | 473.0 | 22,800 | 33,600 | 58.5 | 480.1 | 15,100 | 30,500 | | | | | 245 |
| 250 | 52.6 | 469.2 | 21,700 | 33,500 | 57.3 | 476.9 | 14,200 | 30,700 | | | | | 250 |
| 255 | 51.4 | 465.2 | 20,600 | 33,400 | 56.2 | 473.5 | 13,200 | 30,800 | | | | | 255 |
| 260 | 50.1 | 461.0 | 19,600 | 33,300 | 55.0 | 470.0 | 12,400 | 31,000 | | | | | 260 |
| 265 | 48.8 | 456.7 | 18,600 | 33,200 | 53.8 | 466.4 | 11,500 | 31,100 | | | | | 265 |
| 270 | 47.5 | 452.1 | 17,700 | 33,100 | 52.6 | 462.5 | 10,700 | 30,500 | | | | | 270 |
| 280 | 44.8 | 442.3 | 15,900 | 32,900 | 50.1 | 454.4 | | 28,500 | | | | | 280 |
| 290 | 42.0 | 431.5 | 14,300 | 31,500 | 47.4 | 445.4 | | 26,600 | 52.3 | 453.7 | 21,800 | | 290 |
| 300 | 38.9 | 419.6 | 12,700 | 29,600 | 44.7 | 435.6 | | 24,800 | 49.8 | 445.5 | 20,200 | | 300 |
| 310 | 35.7 | 406.2 | 11,200 | 27,800 | 41.9 | 424.8 | | 23,200 | 47.2 | 436.5 | 18,700 | | 310 |
| 320 | 32.2 | 391.0 | | 26,100 | 38.8 | 412.8 | | 21,700 | 44.5 | 426.6 | 17,400 | | 320 |
| 330 | 28.2 | 373.4 | | 24,500 | 35.6 | 399.4 | | 20,200 | 41.6 | 415.7 | 16,100 | | 330 |
| 340 | 23.7 | 352.4 | | 23,000 | 32.1 | 384.1 | | 18,900 | 38.6 | 403.5 | 14,800 | | 340 |
| 350 | 18.1 | 325.4 | | 21,600 | 28.1 | 366.5 | | 17,600 | 35.3 | 390.0 | 13,700 | | 350 |
| 360 | 9.7 | 283.4 | | 20,200 | 23.6 | 345.3 | | 16,400 | 31.7 | 374.5 | 12,600 | | 360 |
| 370 | | | | | 18.0 | 318.1 | | 15,200 | 27.7 | 356.6 | 11,400 | | 370 |
| 380 | | | | | 9.4 | 275.2 | | 14,000 | 23.1 | 335.0 | 10,200 | | 380 |

MLC300 VPC-MAX S-1

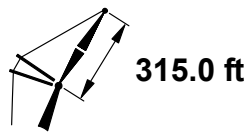
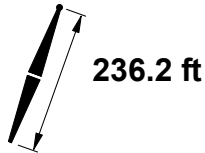
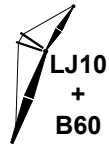
ASME B30.5



| ft | 85° | | | | 83° | | | | 80° | | | | ft |
|-----|------|-------|--------|--------|------|-------|--------|--------|------|-------|--------|--------|-----|
| | ft | lb | lb | lb | ft | lb | lb | lb | ft | lb | lb | lb | |
| 120 | 73.7 | 545.3 | 32,800 | 32,800 | | | | | | | | | 120 |
| 125 | 72.8 | 543.8 | 32,600 | 32,600 | | | | | | | | | 125 |
| 130 | 71.8 | 542.1 | 32,300 | 32,300 | | | | | | | | | 130 |
| 135 | 70.8 | 540.4 | 32,000 | 32,000 | | | | | | | | | 135 |
| 140 | 69.9 | 538.5 | 31,800 | 31,800 | 71.5 | 540.6 | 31,800 | 31,800 | | | | | 140 |
| 145 | 68.9 | 536.6 | 31,500 | 31,500 | 70.5 | 538.8 | 31,600 | 31,600 | | | | | 145 |
| 150 | 67.9 | 534.6 | 31,200 | 31,200 | 69.5 | 536.9 | 31,400 | 31,400 | | | | | 150 |
| 155 | 66.9 | 532.4 | 30,900 | 30,900 | 68.5 | 535.0 | 31,200 | 31,200 | | | | | 155 |
| 160 | 65.9 | 530.2 | 30,600 | 30,600 | 67.6 | 532.9 | 30,900 | 30,900 | | | | | 160 |
| 165 | 64.9 | 527.9 | 30,300 | 30,300 | 66.6 | 530.7 | 30,700 | 30,700 | 69.0 | 533.9 | 30,300 | 30,300 | 165 |
| 170 | 63.9 | 525.4 | 30,000 | 30,000 | 65.6 | 528.4 | 30,400 | 30,400 | 68.0 | 531.9 | 30,100 | 30,100 | 170 |
| 175 | 62.9 | 522.8 | 29,800 | 29,800 | 64.6 | 526.1 | 30,100 | 30,100 | 67.0 | 529.8 | 29,900 | 29,900 | 175 |
| 180 | 61.9 | 520.2 | 29,500 | 29,500 | 63.6 | 523.6 | 29,900 | 29,900 | 66.0 | 527.6 | 29,900 | 29,900 | 180 |
| 185 | 60.8 | 517.4 | 29,200 | 29,200 | 62.5 | 521.0 | 29,600 | 29,600 | 65.0 | 525.2 | 29,600 | 29,600 | 185 |
| 190 | 59.8 | 514.5 | 28,900 | 28,900 | 61.5 | 518.3 | 29,300 | 29,300 | 64.0 | 522.8 | 29,400 | 29,400 | 190 |
| 195 | 58.7 | 511.4 | 28,600 | 28,600 | 60.4 | 515.4 | 29,100 | 29,100 | 63.0 | 520.2 | 29,200 | 29,200 | 195 |
| 200 | 57.6 | 508.3 | 28,300 | 28,300 | 59.4 | 512.5 | 28,800 | 28,800 | 62.0 | 517.6 | 29,000 | 29,000 | 200 |
| 205 | 56.5 | 505.0 | 28,100 | 28,100 | 58.3 | 509.4 | 28,600 | 28,600 | 60.9 | 514.8 | 28,800 | 28,800 | 205 |
| 210 | 55.4 | 501.5 | 27,800 | 27,800 | 57.2 | 506.2 | 28,300 | 28,300 | 59.9 | 511.9 | 28,600 | 28,600 | 210 |
| 215 | 54.3 | 497.9 | 27,500 | 27,500 | 56.1 | 502.8 | 28,100 | 28,100 | 58.8 | 508.9 | 28,400 | 28,400 | 215 |
| 220 | 53.2 | 494.2 | 27,300 | 27,300 | 55.0 | 499.3 | 27,800 | 27,800 | 57.7 | 505.7 | 28,100 | 28,100 | 220 |
| 225 | 52.0 | 490.3 | 27,000 | 27,000 | 53.9 | 495.7 | 27,600 | 27,600 | 56.6 | 502.4 | 27,900 | 27,900 | 225 |
| 230 | 50.8 | 486.2 | 26,800 | 26,800 | 52.8 | 491.9 | 27,300 | 27,300 | 55.5 | 499.0 | 27,700 | 27,700 | 230 |
| 235 | 49.7 | 482.0 | 26,200 | 26,200 | 51.6 | 487.9 | 27,100 | 27,100 | 54.4 | 495.4 | 27,500 | 27,500 | 235 |
| 240 | 48.4 | 477.6 | 25,600 | 25,600 | 50.4 | 483.8 | 26,900 | 26,900 | 53.3 | 491.7 | 27,300 | 27,300 | 240 |
| 245 | 47.2 | 473.0 | 25,000 | 25,000 | 49.2 | 479.5 | 26,600 | 26,600 | 52.1 | 487.8 | 27,100 | 27,100 | 245 |
| 250 | 45.9 | 468.1 | 24,400 | 24,400 | 48.0 | 475.0 | 26,400 | 26,400 | 51.0 | 483.8 | 26,900 | 26,900 | 250 |
| 255 | 44.6 | 463.1 | 23,800 | 23,800 | 46.8 | 470.4 | 26,200 | 26,200 | 49.8 | 479.6 | 26,600 | 26,600 | 255 |
| 260 | 43.3 | 457.8 | 23,300 | 23,300 | 45.5 | 465.5 | 26,000 | 26,000 | 48.6 | 475.2 | 26,400 | 26,400 | 260 |
| 265 | 42.0 | 452.3 | 22,700 | 22,700 | 44.2 | 460.3 | 25,800 | 25,800 | 47.3 | 470.6 | 26,300 | 26,300 | 265 |
| 270 | 40.6 | 446.5 | 22,200 | 22,200 | 42.9 | 455.0 | 25,600 | 25,600 | 46.1 | 465.8 | 26,100 | 26,100 | 270 |
| 280 | 37.7 | 434.0 | 21,100 | 21,100 | 40.1 | 443.5 | 24,700 | 24,700 | 43.5 | 455.5 | 25,700 | 25,700 | 280 |
| 290 | 34.5 | 420.0 | 19,600 | 19,600 | 37.1 | 430.7 | 23,100 | 23,100 | 40.7 | 444.3 | 25,400 | 25,400 | 290 |
| 300 | 31.1 | 404.2 | 16,600 | 16,600 | 34.0 | 416.4 | 20,200 | 20,200 | 37.8 | 431.8 | 25,100 | 25,100 | 300 |
| 310 | 27.3 | 385.9 | 13,500 | 13,500 | 30.5 | 400.2 | 17,000 | 17,000 | 34.7 | 417.9 | 22,400 | 22,400 | 310 |
| 320 | 23.0 | 364.1 | 10,500 | 10,500 | 26.6 | 381.5 | 13,700 | 13,700 | 31.3 | 402.2 | 14,600 | 19,000 | 320 |
| 330 | | | | | 22.1 | 358.9 | 10,600 | 10,600 | 27.6 | 384.1 | 13,100 | 15,600 | 330 |
| 340 | | | | | | | | | 23.2 | 362.5 | 11,700 | 12,100 | 340 |
| 350 | | | | | | | | | | | | | 350 |
| 360 | | | | | | | | | | | | | 360 |
| 370 | | | | | | | | | | | | | 370 |
| 380 | | | | | | | | | | | | | 380 |
| 390 | | | | | | | | | | | | | 390 |

MLC300 VPC-MAX S-1


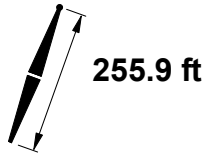
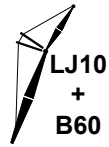
ASME B30.5



| ft | 75° | | | | 70° | | | 65° | | | ft |
|-----|------|-------|--------|--------|------|-------|--------|------|-------|--------|-----|
| | ft | ft | lb | lb | ft | lb | ft | lb | ft | | |
| 120 | | | | | | | | | | | 120 |
| 125 | | | | | | | | | | | 125 |
| 130 | | | | | | | | | | | 130 |
| 135 | | | | | | | | | | | 135 |
| 140 | | | | | | | | | | | 140 |
| 145 | | | | | | | | | | | 145 |
| 150 | | | | | | | | | | | 150 |
| 155 | | | | | | | | | | | 155 |
| 160 | | | | | | | | | | | 160 |
| 165 | | | | | | | | | | | 165 |
| 170 | | | | | | | | | | | 170 |
| 175 | | | | | | | | | | | 175 |
| 180 | | | | | | | | | | | 180 |
| 185 | | | | | | | | | | | 185 |
| 190 | | | | | | | | | | | 190 |
| 195 | | | | | | | | | | | 195 |
| 200 | | | | | | | | | | | 200 |
| 205 | | | | | | | | | | | 205 |
| 210 | | | | | | | | | | | 210 |
| 215 | 63.0 | 515.7 | 27,200 | 27,200 | | | | | | | 215 |
| 220 | 62.0 | 513.0 | 27,100 | 27,100 | | | | | | | 220 |
| 225 | 61.0 | 510.3 | 26,300 | 27,000 | | | | | | | 225 |
| 230 | 59.9 | 507.4 | 25,000 | 27,000 | | | | | | | 230 |
| 235 | 58.9 | 504.3 | 23,800 | 26,900 | | | | | | | 235 |
| 240 | 57.8 | 501.2 | 22,600 | 26,800 | | | | | | | 240 |
| 245 | 56.7 | 497.9 | 21,500 | 26,700 | | | | | | | 245 |
| 250 | 55.6 | 494.5 | 20,400 | 26,600 | | | | | | | 250 |
| 255 | 54.5 | 490.9 | 19,300 | 26,400 | 58.8 | 497.8 | 24,300 | | | | 255 |
| 260 | 53.3 | 487.2 | 18,300 | 26,300 | 57.7 | 494.6 | 24,400 | | | | 260 |
| 265 | 52.2 | 483.3 | 17,300 | 26,200 | 56.6 | 491.3 | 24,500 | | | | 265 |
| 270 | 51.0 | 479.3 | 16,400 | 26,000 | 55.5 | 487.9 | 24,500 | | | | 270 |
| 280 | 48.6 | 470.7 | 14,600 | 25,800 | 53.3 | 480.6 | 24,600 | | | | 280 |
| 290 | 46.1 | 461.3 | 13,000 | 25,500 | 51.0 | 472.7 | 24,500 | | | | 290 |
| 300 | 43.5 | 451.1 | 11,400 | 25,300 | 48.6 | 464.0 | 23,800 | 53.1 | 471.8 | 19,100 | 300 |
| 310 | 40.8 | 439.8 | 10,000 | 25,000 | 46.1 | 454.7 | 22,200 | 50.7 | 463.8 | 17,700 | 310 |
| 320 | 37.9 | 427.4 | | 24,800 | 43.5 | 444.4 | 20,700 | 48.3 | 455.1 | 16,300 | 320 |
| 330 | 34.8 | 413.5 | | 23,600 | 40.7 | 433.1 | 19,300 | 45.8 | 445.7 | 15,000 | 330 |
| 340 | 31.4 | 397.9 | | 21,100 | 37.8 | 420.6 | 17,900 | 43.2 | 435.3 | 13,700 | 340 |
| 350 | 27.6 | 379.9 | | 17,300 | 34.7 | 406.7 | 16,700 | 40.5 | 423.9 | 12,400 | 350 |
| 360 | 23.3 | 358.4 | | 13,600 | 31.3 | 391.0 | 15,400 | 37.5 | 411.3 | 11,100 | 360 |
| 370 | 18.1 | 331.2 | | 10,000 | 27.5 | 372.9 | 14,300 | 34.4 | 397.3 | 10,000 | 370 |
| 380 | | | | | 23.2 | 351.3 | 13,200 | | | | 380 |
| 390 | | | | | 17.9 | 323.9 | 11,000 | | | | 390 |

MLC300 VPC-MAX S-1

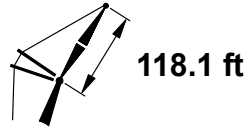
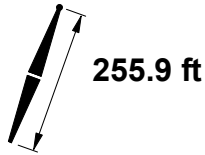
ASME B30.5



| ft | 85° | | | | 83° | | | | 80° | | | | ft |
|-----|------|-------|-----------|-----------|------|-------|-----------|-----------|------|-------|-----------|-----------|-----|
| | ft | lb | lb | lb | ft | lb | lb | lb | ft | lb | lb | lb | |
| 65 | 73.9 | 376.1 | 130,100 c | 130,100 c | | | | | | | | | 65 |
| 70 | 71.3 | 374.4 | 129,500 c | 129,500 c | | | | | | | | | 70 |
| 75 | 68.7 | 372.4 | 128,400 b | 128,400 b | | | | | | | | | 75 |
| 80 | 66.1 | 370.2 | 126,900 b | 126,900 b | 70.8 | 373.0 | 130,200 b | 130,200 b | | | | | 80 |
| 85 | 63.3 | 367.7 | 125,100 | 125,100 | 68.1 | 371.0 | 129,600 b | 129,600 b | | | | | 85 |
| 90 | 60.6 | 364.9 | 122,900 | 122,900 | 65.5 | 368.7 | 128,500 b | 128,500 b | | | | | 90 |
| 95 | 57.7 | 361.7 | 118,000 | 118,000 | 62.7 | 366.1 | 127,100 | 127,100 | | | | | 95 |
| 100 | 54.7 | 358.2 | 113,100 | 113,100 | 59.9 | 363.2 | 124,300 | 124,300 | 67.2 | 368.1 | 129,600 b | 129,600 b | 100 |
| 105 | 51.6 | 354.2 | 108,200 | 108,200 | 57.1 | 360.0 | 119,500 | 119,500 | 64.6 | 365.7 | 128,700 | 129,300 | 105 |
| 110 | 48.4 | 349.8 | 103,600 | 103,600 | 54.1 | 356.4 | 114,700 | 114,700 | 61.8 | 363.1 | 121,500 | 125,400 | 110 |
| 115 | 45.0 | 344.9 | 99,200 | 99,200 | 51.0 | 352.3 | 109,900 | 109,900 | 59.0 | 360.1 | 114,900 | 121,200 | 115 |
| 120 | 41.4 | 339.3 | 95,100 | 95,100 | 47.7 | 347.8 | 105,300 | 105,300 | 56.1 | 356.7 | 108,900 | 117,000 | 120 |
| 125 | 37.4 | 332.9 | 91,300 | 91,300 | 44.2 | 342.8 | 100,600 | 100,600 | 53.0 | 353.0 | 103,500 | 112,700 | 125 |
| 130 | 33.1 | 325.5 | 87,800 | 87,800 | 40.5 | 337.0 | 96,000 | 96,000 | 49.9 | 348.8 | 98,500 | 108,500 | 130 |
| 135 | 28.1 | 316.5 | 84,800 | 84,800 | 36.5 | 330.4 | 91,500 | 91,500 | 46.5 | 344.1 | 93,900 | 104,200 | 135 |
| 140 | 22.1 | 305.1 | 80,700 | 80,700 | 32.1 | 322.7 | 86,900 | 86,900 | 43.0 | 338.8 | 89,600 | 100,000 | 140 |
| 145 | 13.4 | 288.1 | 75,400 | 75,400 | 26.9 | 313.3 | 82,300 | 82,300 | 39.2 | 332.8 | 85,700 | 95,700 | 145 |
| 150 | | | | | 20.5 | 301.2 | 77,500 | 77,500 | 35.1 | 325.8 | 82,000 | 91,500 | 150 |
| 155 | | | | | 10.6 | 281.4 | 71,900 | 71,900 | 30.4 | 317.6 | 78,500 | 87,200 | 155 |
| 160 | | | | | | | | | 24.9 | 307.5 | 75,300 | 82,700 | 160 |
| 165 | | | | | | | | | 17.9 | 293.8 | 72,200 | 77,900 | 165 |
| 170 | | | | | | | | | | | | | 170 |
| 175 | | | | | | | | | | | | | 175 |
| 180 | | | | | | | | | | | | | 180 |
| 185 | | | | | | | | | | | | | 185 |
| 190 | | | | | | | | | | | | | 190 |
| 195 | | | | | | | | | | | | | 195 |
| 200 | | | | | | | | | | | | | 200 |
| 205 | | | | | | | | | | | | | 205 |
| 210 | | | | | | | | | | | | | 210 |
| 215 | | | | | | | | | | | | | 215 |
| 220 | | | | | | | | | | | | | 220 |
| 225 | | | | | | | | | | | | | 225 |
| 230 | | | | | | | | | | | | | 230 |

MLC300 VPC-MAX S-1

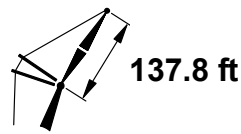
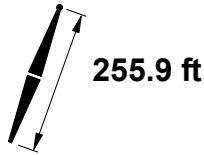
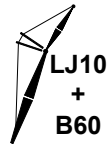
ASME B30.5



| ft | 75° | | | | 70° | | | | 65° | | | | ft |
|-----|------|-------|--------|---------|------|-------|--------|--------|------|-------|--------|--------|-----|
| | ft | ft | lb | lb | ft | ft | lb | lb | ft | ft | lb | lb | |
| 65 | | | | | | | | | | | | | 65 |
| 70 | | | | | | | | | | | | | 70 |
| 75 | | | | | | | | | | | | | 75 |
| 80 | | | | | | | | | | | | | 80 |
| 85 | | | | | | | | | | | | | 85 |
| 90 | | | | | | | | | | | | | 90 |
| 95 | | | | | | | | | | | | | 95 |
| 100 | | | | | | | | | | | | | 100 |
| 105 | | | | | | | | | | | | | 105 |
| 110 | | | | | | | | | | | | | 110 |
| 115 | | | | | | | | | | | | | 115 |
| 120 | | | | | | | | | | | | | 120 |
| 125 | | | | | | | | | | | | | 125 |
| 130 | 62.9 | 359.1 | 85,900 | 115,600 | | | | | | | | | 130 |
| 135 | 60.1 | 356.2 | 81,900 | 110,300 | | | | | | | | | 135 |
| 140 | 57.2 | 353.0 | 78,100 | 105,500 | | | | | | | | | 140 |
| 145 | 54.2 | 349.4 | 74,600 | 101,000 | | | | | | | | | 145 |
| 150 | 51.1 | 345.4 | 71,300 | 96,800 | | | | | | | | | 150 |
| 155 | 47.8 | 340.9 | 68,300 | 92,900 | | | | | | | | | 155 |
| 160 | 44.4 | 335.8 | 65,400 | 89,200 | 58.0 | 347.0 | 54,300 | 80,500 | | | | | 160 |
| 165 | 40.7 | 330.1 | 62,700 | 85,800 | 55.0 | 343.5 | 52,000 | 77,400 | | | | | 165 |
| 170 | 36.7 | 323.6 | 60,100 | 82,600 | 51.9 | 339.6 | 49,800 | 74,500 | | | | | 170 |
| 175 | 32.2 | 315.9 | 57,700 | 79,500 | 48.7 | 335.2 | 47,700 | 71,800 | | | | | 175 |
| 180 | 27.1 | 306.6 | 55,400 | 76,600 | 45.3 | 330.3 | 45,700 | 69,200 | | | | | 180 |
| 185 | 20.8 | 294.6 | 53,100 | 73,900 | 41.7 | 324.8 | 43,900 | 66,700 | | | | | 185 |
| 190 | 11.2 | 275.4 | 50,900 | 71,200 | 37.8 | 318.5 | 42,100 | 64,400 | 52.4 | 331.4 | 33,100 | 57,400 | 190 |
| 195 | | | | | 33.5 | 311.2 | 40,400 | 62,200 | 49.2 | 327.1 | 31,700 | 55,400 | 195 |
| 200 | | | | | 28.6 | 302.4 | 38,700 | 60,000 | 45.8 | 322.3 | 30,400 | 53,500 | 200 |
| 205 | | | | | 22.7 | 291.3 | 37,100 | 58,000 | 42.2 | 316.9 | 29,000 | 51,700 | 205 |
| 210 | | | | | 14.5 | 275.2 | 35,500 | 56,000 | 38.4 | 310.7 | 27,800 | 50,000 | 210 |
| 215 | | | | | | | | | 34.1 | 303.5 | 26,600 | 48,400 | 215 |
| 220 | | | | | | | | | 29.3 | 294.9 | 25,400 | 46,800 | 220 |
| 225 | | | | | | | | | 23.6 | 284.3 | 24,300 | 45,200 | 225 |
| 230 | | | | | | | | | 15.9 | 269.2 | 23,100 | 43,700 | 230 |

MLC300 VPC-MAX S-1


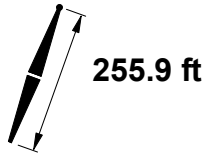
ASME B30.5



| ft | 85° | | | | 83° | | | | 80° | | | | ft |
|-----|------|-------|-----------|-----------|------|-------|-----------|-----------|------|-------|---------|---------|-----|
| | ft | lb | lb | lb | ft | lb | lb | lb | ft | lb | lb | lb | |
| 75 | 71.9 | 393.5 | 113,300 b | 113,300 b | | | | | | | | | 75 |
| 80 | 69.7 | 391.6 | 112,500 b | 112,500 b | | | | | | | | | 80 |
| 85 | 67.4 | 389.5 | 114,500 | 114,500 | 71.4 | 392.1 | 113,700 b | 113,700 b | | | | | 85 |
| 90 | 65.1 | 387.2 | 110,300 | 110,300 | 69.2 | 390.2 | 113,400 | 113,400 | | | | | 90 |
| 95 | 62.8 | 384.6 | 108,900 | 108,900 | 66.9 | 388.1 | 112,700 | 112,700 | | | | | 95 |
| 100 | 60.4 | 381.8 | 104,900 | 104,900 | 64.6 | 385.7 | 111,900 | 111,900 | | | | | 100 |
| 105 | 57.9 | 378.7 | 100,900 | 100,900 | 62.3 | 383.1 | 110,800 | 110,800 | 68.4 | 387.4 | 112,700 | 112,700 | 105 |
| 110 | 55.4 | 375.3 | 97,000 | 97,000 | 59.9 | 380.2 | 109,200 | 109,200 | 66.2 | 385.2 | 112,800 | 112,800 | 110 |
| 115 | 52.8 | 371.5 | 93,100 | 93,100 | 57.4 | 377.0 | 105,400 | 105,400 | 63.8 | 382.7 | 112,600 | 112,600 | 115 |
| 120 | 50.1 | 367.3 | 89,400 | 89,400 | 54.9 | 373.5 | 101,600 | 101,600 | 61.5 | 380.0 | 107,600 | 110,400 | 120 |
| 125 | 47.3 | 362.7 | 85,800 | 85,800 | 52.2 | 369.6 | 97,800 | 97,800 | 59.1 | 377.0 | 102,200 | 107,100 | 125 |
| 130 | 44.3 | 357.7 | 82,300 | 82,300 | 49.5 | 365.4 | 94,100 | 94,100 | 56.6 | 373.7 | 97,300 | 103,700 | 130 |
| 135 | 41.2 | 352.0 | 79,100 | 79,100 | 46.7 | 360.7 | 90,400 | 90,400 | 54.0 | 370.1 | 92,700 | 100,300 | 135 |
| 140 | 37.9 | 345.7 | 76,100 | 76,100 | 43.7 | 355.5 | 86,800 | 86,800 | 51.3 | 366.1 | 88,500 | 96,900 | 140 |
| 145 | 34.2 | 338.6 | 73,300 | 73,300 | 40.5 | 349.7 | 83,100 | 83,100 | 48.6 | 361.7 | 84,600 | 93,500 | 145 |
| 150 | 30.2 | 330.2 | 70,900 | 70,900 | 37.1 | 343.3 | 79,600 | 79,600 | 45.7 | 356.9 | 80,900 | 90,100 | 150 |
| 155 | 25.6 | 320.3 | 68,700 | 68,700 | 33.4 | 335.9 | 75,900 | 75,900 | 42.6 | 351.5 | 77,500 | 86,800 | 155 |
| 160 | 19.9 | 307.6 | 67,100 | 67,100 | 29.3 | 327.3 | 72,300 | 72,300 | 39.4 | 345.5 | 74,400 | 83,400 | 160 |
| 165 | 11.6 | 288.4 | 63,000 | 63,000 | 24.5 | 316.9 | 68,600 | 68,600 | 35.9 | 338.8 | 71,400 | 80,000 | 165 |
| 170 | | | | | 18.5 | 303.3 | 64,700 | 64,700 | 32.1 | 331.0 | 68,600 | 76,600 | 170 |
| 175 | | | | | 8.8 | 280.7 | 60,100 | 60,100 | 27.7 | 321.9 | 65,900 | 73,200 | 175 |
| 180 | | | | | | | | | 22.6 | 310.7 | 63,400 | 69,600 | 180 |
| 185 | | | | | | | | | 15.9 | 295.3 | 61,000 | 65,600 | 185 |
| 190 | | | | | | | | | | | | | 190 |
| 195 | | | | | | | | | | | | | 195 |
| 200 | | | | | | | | | | | | | 200 |
| 205 | | | | | | | | | | | | | 205 |
| 210 | | | | | | | | | | | | | 210 |
| 215 | | | | | | | | | | | | | 215 |
| 220 | | | | | | | | | | | | | 220 |
| 225 | | | | | | | | | | | | | 225 |
| 230 | | | | | | | | | | | | | 230 |
| 235 | | | | | | | | | | | | | 235 |
| 240 | | | | | | | | | | | | | 240 |
| 245 | | | | | | | | | | | | | 245 |
| 250 | | | | | | | | | | | | | 250 |

MLC300 VPC-MAX S-1

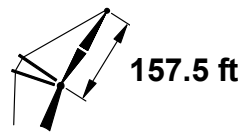
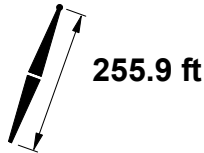
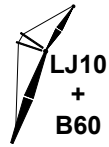
ASME B30.5



| ft | 75° | | | | 70° | | | | 65° | | | | ft |
|-----|------|-------|--------|---------|------|-------|--------|--------|------|-------|--------|--------|-----|
| | ft | ft | lb | lb | ft | ft | lb | lb | ft | ft | lb | lb | |
| 75 | | | | | | | | | | | | | 75 |
| 80 | | | | | | | | | | | | | 80 |
| 85 | | | | | | | | | | | | | 85 |
| 90 | | | | | | | | | | | | | 90 |
| 95 | | | | | | | | | | | | | 95 |
| 100 | | | | | | | | | | | | | 100 |
| 105 | | | | | | | | | | | | | 105 |
| 110 | | | | | | | | | | | | | 110 |
| 115 | | | | | | | | | | | | | 115 |
| 120 | | | | | | | | | | | | | 120 |
| 125 | | | | | | | | | | | | | 125 |
| 130 | | | | | | | | | | | | | 130 |
| 135 | | | | | | | | | | | | | 135 |
| 140 | 62.4 | 376.0 | 76,100 | 104,000 | | | | | | | | | 140 |
| 145 | 60.0 | 373.1 | 72,600 | 99,500 | | | | | | | | | 145 |
| 150 | 57.5 | 370.0 | 69,400 | 95,400 | | | | | | | | | 150 |
| 155 | 55.0 | 366.5 | 66,400 | 91,500 | | | | | | | | | 155 |
| 160 | 52.4 | 362.6 | 63,600 | 87,900 | | | | | | | | | 160 |
| 165 | 49.6 | 358.4 | 60,900 | 84,500 | | | | | | | | | 165 |
| 170 | 46.8 | 353.8 | 58,400 | 81,300 | 58.2 | 363.9 | 47,700 | 73,000 | | | | | 170 |
| 175 | 43.8 | 348.6 | 56,100 | 78,300 | 55.7 | 360.5 | 45,700 | 70,300 | | | | | 175 |
| 180 | 40.6 | 342.9 | 53,800 | 75,500 | 53.1 | 356.8 | 43,800 | 67,700 | | | | | 180 |
| 185 | 37.2 | 336.4 | 51,700 | 72,900 | 50.4 | 352.7 | 42,000 | 65,300 | | | | | 185 |
| 190 | 33.5 | 329.0 | 49,700 | 70,300 | 47.6 | 348.1 | 40,200 | 63,000 | | | | | 190 |
| 195 | 29.4 | 320.5 | 47,800 | 67,900 | 44.6 | 343.1 | 38,600 | 60,800 | | | | | 195 |
| 200 | 24.7 | 310.2 | 45,900 | 65,600 | 41.5 | 337.6 | 37,000 | 58,800 | 53.4 | 348.6 | 28,300 | 52,000 | 200 |
| 205 | 18.7 | 296.8 | 44,100 | 63,400 | 38.2 | 331.3 | 35,500 | 56,800 | 50.8 | 344.5 | 27,000 | 50,200 | 205 |
| 210 | 9.4 | 275.0 | 42,200 | 61,200 | 34.6 | 324.2 | 34,100 | 54,900 | 48.0 | 340.0 | 25,800 | 48,600 | 210 |
| 215 | | | | | 30.6 | 316.0 | 32,700 | 53,200 | 45.0 | 335.1 | 24,700 | 47,000 | 215 |
| 220 | | | | | 26.0 | 306.3 | 31,400 | 51,400 | 42.0 | 329.6 | 23,600 | 45,400 | 220 |
| 225 | | | | | 20.5 | 294.0 | 30,100 | 49,800 | 38.7 | 323.5 | 22,500 | 44,000 | 225 |
| 230 | | | | | 12.7 | 275.9 | 28,700 | 48,100 | 35.1 | 316.5 | 21,500 | 42,500 | 230 |
| 235 | | | | | | | | | 31.2 | 308.5 | 20,500 | 41,200 | 235 |
| 240 | | | | | | | | | 26.7 | 299.0 | 19,500 | 39,900 | 240 |
| 245 | | | | | | | | | 21.4 | 287.1 | 18,600 | 38,600 | 245 |
| 250 | | | | | | | | | 14.0 | 270.3 | 17,600 | 37,300 | 250 |

MLC300 VPC-MAX S-1


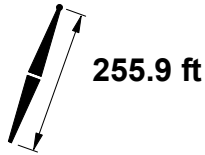
ASME B30.5



| ft | 85° | | | | 83° | | | | 80° | | | | ft |
|-----|------|-------|--------|--------|------|-------|--------|--------|------|-------|--------|--------|-----|
| | ft | lb | lb | lb | ft | lb | lb | lb | ft | lb | lb | lb | |
| 80 | 72.3 | 412.6 | 98,700 | 98,700 | | | | | | | | | 80 |
| 85 | 70.4 | 410.8 | 97,900 | 97,900 | | | | | | | | | 85 |
| 90 | 68.4 | 408.8 | 97,200 | 97,200 | 71.9 | 411.2 | 98,400 | 98,400 | | | | | 90 |
| 95 | 66.4 | 406.6 | 96,400 | 96,400 | 70.0 | 409.4 | 98,400 | 98,400 | | | | | 95 |
| 100 | 64.4 | 404.2 | 95,400 | 95,400 | 68.0 | 407.4 | 98,000 | 98,000 | | | | | 100 |
| 105 | 62.4 | 401.6 | 93,300 | 93,300 | 66.0 | 405.1 | 97,500 | 97,500 | | | | | 105 |
| 110 | 60.3 | 398.8 | 90,100 | 90,100 | 64.0 | 402.7 | 96,800 | 96,800 | | | | | 110 |
| 115 | 58.1 | 395.7 | 86,900 | 86,900 | 61.9 | 400.0 | 96,100 | 96,100 | 67.3 | 404.5 | 97,400 | 97,400 | 115 |
| 120 | 55.9 | 392.3 | 83,700 | 83,700 | 59.8 | 397.1 | 95,300 | 95,300 | 65.3 | 402.2 | 97,500 | 97,500 | 120 |
| 125 | 53.7 | 388.6 | 80,600 | 80,600 | 57.7 | 394.0 | 92,300 | 92,300 | 63.3 | 399.7 | 97,400 | 97,400 | 125 |
| 130 | 51.4 | 384.7 | 77,600 | 77,600 | 55.5 | 390.5 | 89,200 | 89,200 | 61.2 | 397.0 | 95,800 | 96,500 | 130 |
| 135 | 49.0 | 380.3 | 74,600 | 74,600 | 53.2 | 386.8 | 86,100 | 86,100 | 59.1 | 394.0 | 91,300 | 94,000 | 135 |
| 140 | 46.5 | 375.6 | 71,800 | 71,800 | 50.9 | 382.7 | 83,000 | 83,000 | 56.9 | 390.7 | 87,100 | 91,200 | 140 |
| 145 | 43.8 | 370.5 | 69,100 | 69,100 | 48.4 | 378.3 | 80,000 | 80,000 | 54.7 | 387.2 | 83,200 | 88,500 | 145 |
| 150 | 41.1 | 364.8 | 66,600 | 66,600 | 45.9 | 373.5 | 77,100 | 77,100 | 52.4 | 383.4 | 79,600 | 85,800 | 150 |
| 155 | 38.2 | 358.5 | 64,200 | 64,200 | 43.3 | 368.3 | 74,300 | 74,300 | 50.1 | 379.2 | 76,200 | 83,100 | 155 |
| 160 | 35.1 | 351.5 | 62,000 | 62,000 | 40.5 | 362.5 | 71,500 | 71,500 | 47.6 | 374.7 | 73,100 | 80,300 | 160 |
| 165 | 31.7 | 343.6 | 59,900 | 59,900 | 37.5 | 356.1 | 68,600 | 68,600 | 45.0 | 369.7 | 70,100 | 77,500 | 165 |
| 170 | 27.9 | 334.5 | 58,100 | 58,100 | 34.4 | 348.9 | 65,800 | 65,800 | 42.4 | 364.3 | 67,400 | 74,900 | 170 |
| 175 | 23.5 | 323.6 | 56,600 | 56,600 | 30.9 | 340.8 | 62,900 | 62,900 | 39.5 | 358.3 | 64,800 | 72,200 | 175 |
| 180 | 18.1 | 309.7 | 55,500 | 55,500 | 27.0 | 331.4 | 59,900 | 59,900 | 36.5 | 351.7 | 62,300 | 69,400 | 180 |
| 185 | 10.1 | 288.3 | 52,100 | 52,100 | 22.5 | 320.0 | 56,800 | 56,800 | 33.2 | 344.2 | 59,900 | 66,700 | 185 |
| 190 | | | | | 16.8 | 305.1 | 53,600 | 53,600 | 29.6 | 335.7 | 57,600 | 63,900 | 190 |
| 195 | | | | | 7.2 | 279.2 | 49,700 | 49,700 | 25.6 | 325.7 | 55,500 | 61,000 | 195 |
| 200 | | | | | | | | | 20.7 | 313.4 | 53,300 | 58,100 | 200 |
| 205 | | | | | | | | | 14.3 | 296.5 | 51,300 | 54,800 | 205 |
| 210 | | | | | | | | | | | | | 210 |
| 215 | | | | | | | | | | | | | 215 |
| 220 | | | | | | | | | | | | | 220 |
| 225 | | | | | | | | | | | | | 225 |
| 230 | | | | | | | | | | | | | 230 |
| 235 | | | | | | | | | | | | | 235 |
| 240 | | | | | | | | | | | | | 240 |
| 245 | | | | | | | | | | | | | 245 |
| 250 | | | | | | | | | | | | | 250 |
| 255 | | | | | | | | | | | | | 255 |
| 260 | | | | | | | | | | | | | 260 |
| 265 | | | | | | | | | | | | | 265 |
| 270 | | | | | | | | | | | | | 270 |

MLC300 VPC-MAX S-1


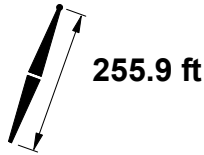
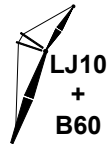
ASME B30.5



| ft | 75° | | | | 70° | | | | 65° | | | | ft |
|-----|------|-------|--------|--------|------|-------|--------|--------|------|-------|--------|--------|-----|
| | ft | lb | lb | lb | ft | lb | lb | lb | ft | lb | lb | lb | |
| 80 | | | | | | | | | | | | | 80 |
| 85 | | | | | | | | | | | | | 85 |
| 90 | | | | | | | | | | | | | 90 |
| 95 | | | | | | | | | | | | | 95 |
| 100 | | | | | | | | | | | | | 100 |
| 105 | | | | | | | | | | | | | 105 |
| 110 | | | | | | | | | | | | | 110 |
| 115 | | | | | | | | | | | | | 115 |
| 120 | | | | | | | | | | | | | 120 |
| 125 | | | | | | | | | | | | | 125 |
| 130 | | | | | | | | | | | | | 130 |
| 135 | | | | | | | | | | | | | 135 |
| 140 | | | | | | | | | | | | | 140 |
| 145 | | | | | | | | | | | | | 145 |
| 150 | 62.0 | 393.0 | 67,300 | 93,800 | | | | | | | | | 150 |
| 155 | 59.9 | 390.1 | 64,300 | 89,900 | | | | | | | | | 155 |
| 160 | 57.8 | 386.9 | 61,500 | 86,400 | | | | | | | | | 160 |
| 165 | 55.6 | 383.5 | 58,900 | 83,000 | | | | | | | | | 165 |
| 170 | 53.3 | 379.8 | 56,400 | 79,800 | | | | | | | | | 170 |
| 175 | 51.0 | 375.8 | 54,100 | 76,900 | | | | | | | | | 175 |
| 180 | 48.5 | 371.4 | 51,900 | 74,100 | 58.4 | 380.9 | 41,500 | 66,100 | | | | | 180 |
| 185 | 46.0 | 366.6 | 49,800 | 71,400 | 56.2 | 377.6 | 39,800 | 63,700 | | | | | 185 |
| 190 | 43.4 | 361.4 | 47,800 | 69,000 | 53.9 | 373.9 | 38,100 | 61,400 | | | | | 190 |
| 195 | 40.6 | 355.6 | 45,900 | 66,600 | 51.6 | 370.0 | 36,500 | 59,300 | | | | | 195 |
| 200 | 37.7 | 349.2 | 44,100 | 64,300 | 49.2 | 365.7 | 34,900 | 57,200 | | | | | 200 |
| 205 | 34.5 | 342.1 | 42,400 | 62,200 | 46.7 | 361.0 | 33,500 | 55,300 | | | | | 205 |
| 210 | 31.0 | 334.0 | 40,800 | 60,200 | 44.1 | 355.9 | 32,100 | 53,500 | | | | | 210 |
| 215 | 27.2 | 324.6 | 39,200 | 58,200 | 41.4 | 350.3 | 30,800 | 51,700 | 51.9 | 361.8 | 22,500 | 45,300 | 215 |
| 220 | 22.7 | 313.3 | 37,700 | 56,300 | 38.5 | 344.1 | 29,500 | 50,000 | 49.5 | 357.5 | 21,400 | 43,800 | 220 |
| 225 | 17.0 | 298.7 | 36,200 | 54,500 | 35.4 | 337.2 | 28,300 | 48,400 | 47.1 | 352.9 | 20,400 | 42,400 | 225 |
| 230 | 7.8 | 273.8 | 34,600 | 52,700 | 32.0 | 329.4 | 27,100 | 46,900 | 44.5 | 347.9 | 19,400 | 41,000 | 230 |
| 235 | | | | | 28.3 | 320.4 | 25,900 | 45,400 | 41.8 | 342.3 | 18,500 | 39,700 | 235 |
| 240 | | | | | 24.0 | 309.7 | 24,800 | 44,000 | 38.9 | 336.2 | 17,500 | 38,400 | 240 |
| 245 | | | | | 18.7 | 296.2 | 23,700 | 42,600 | 35.8 | 329.4 | 16,700 | 37,200 | 245 |
| 250 | | | | | 11.2 | 276.1 | 22,500 | 41,200 | 32.5 | 321.8 | 15,800 | 36,000 | 250 |
| 255 | | | | | | | | | 28.8 | 313.0 | 15,000 | 34,900 | 255 |
| 260 | | | | | | | | | 24.6 | 302.6 | 14,100 | 33,800 | 260 |
| 265 | | | | | | | | | 19.5 | 289.6 | 13,300 | 32,700 | 265 |
| 270 | | | | | | | | | 12.5 | 270.9 | 12,500 | 31,600 | 270 |

MLC300 VPC-MAX S-1


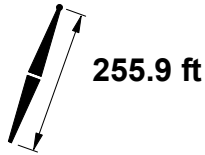
ASME B30.5



| ft | 85° | | | | 83° | | | | 80° | | | | ft |
|-----|------|-------|--------|--------|------|-------|--------|--------|------|-------|--------|--------|-----|
| | ft | lb | lb | lb | ft | lb | lb | lb | ft | lb | lb | lb | |
| 85 | 72.7 | 431.7 | 86,000 | 86,000 | | | | | | | | | 85 |
| 90 | 70.9 | 429.9 | 85,700 | 85,700 | | | | | | | | | 90 |
| 95 | 69.2 | 428.0 | 85,300 | 85,300 | | | | | | | | | 95 |
| 100 | 67.5 | 425.9 | 84,700 | 84,700 | 70.6 | 428.5 | 85,800 | 85,800 | | | | | 100 |
| 105 | 65.7 | 423.7 | 84,000 | 84,000 | 68.8 | 426.6 | 85,700 | 85,700 | | | | | 105 |
| 110 | 63.9 | 421.2 | 83,000 | 83,000 | 67.1 | 424.5 | 85,400 | 85,400 | | | | | 110 |
| 115 | 62.1 | 418.6 | 80,400 | 80,400 | 65.3 | 422.2 | 85,000 | 85,000 | | | | | 115 |
| 120 | 60.2 | 415.7 | 77,800 | 77,800 | 63.5 | 419.7 | 84,500 | 84,500 | 68.2 | 423.8 | 84,500 | 84,500 | 120 |
| 125 | 58.3 | 412.6 | 75,300 | 75,300 | 61.7 | 417.0 | 83,900 | 83,900 | 66.5 | 421.6 | 84,700 | 84,700 | 125 |
| 130 | 56.3 | 409.3 | 72,600 | 72,600 | 59.8 | 414.1 | 82,700 | 82,700 | 64.7 | 419.2 | 84,800 | 84,800 | 130 |
| 135 | 54.4 | 405.7 | 70,100 | 70,100 | 57.9 | 410.9 | 80,300 | 80,300 | 62.9 | 416.7 | 84,800 | 84,800 | 135 |
| 140 | 52.3 | 401.9 | 67,600 | 67,600 | 55.9 | 407.6 | 77,800 | 77,800 | 61.0 | 413.9 | 84,600 | 84,600 | 140 |
| 145 | 50.2 | 397.7 | 65,200 | 65,200 | 53.9 | 403.9 | 75,300 | 75,300 | 59.1 | 410.9 | 81,900 | 83,400 | 145 |
| 150 | 48.1 | 393.3 | 62,900 | 62,900 | 51.9 | 400.0 | 72,800 | 72,800 | 57.2 | 407.7 | 78,300 | 81,300 | 150 |
| 155 | 45.8 | 388.5 | 60,600 | 60,600 | 49.8 | 395.8 | 70,300 | 70,300 | 55.3 | 404.3 | 74,900 | 79,100 | 155 |
| 160 | 43.5 | 383.2 | 58,500 | 58,500 | 47.6 | 391.3 | 67,900 | 67,900 | 53.2 | 400.5 | 71,700 | 76,800 | 160 |
| 165 | 41.0 | 377.5 | 56,400 | 56,400 | 45.3 | 386.4 | 65,600 | 65,600 | 51.2 | 396.5 | 68,700 | 74,600 | 165 |
| 170 | 38.4 | 371.3 | 54,500 | 54,500 | 43.0 | 381.0 | 63,400 | 63,400 | 49.0 | 392.2 | 65,900 | 72,300 | 170 |
| 175 | 35.7 | 364.5 | 52,700 | 52,700 | 40.5 | 375.2 | 61,200 | 61,200 | 46.8 | 387.6 | 63,300 | 70,100 | 175 |
| 180 | 32.8 | 356.9 | 51,100 | 51,100 | 37.9 | 368.9 | 59,100 | 59,100 | 44.5 | 382.5 | 60,800 | 67,800 | 180 |
| 185 | 29.5 | 348.3 | 49,600 | 49,600 | 35.1 | 361.9 | 57,200 | 57,200 | 42.1 | 377.0 | 58,400 | 65,500 | 185 |
| 190 | 26.0 | 338.4 | 48,300 | 48,300 | 32.1 | 354.1 | 55,300 | 55,300 | 39.6 | 371.1 | 56,200 | 63,200 | 190 |
| 195 | 21.8 | 326.6 | 47,200 | 47,200 | 28.8 | 345.3 | 52,800 | 52,800 | 36.9 | 364.5 | 54,000 | 61,000 | 195 |
| 200 | 16.7 | 311.5 | 46,500 | 46,500 | 25.1 | 335.1 | 50,400 | 50,400 | 34.1 | 357.3 | 52,000 | 58,800 | 200 |
| 205 | 8.8 | 287.6 | 43,700 | 43,700 | 20.8 | 322.7 | 47,800 | 47,800 | 31.0 | 349.2 | 50,000 | 56,500 | 205 |
| 210 | | | | | 15.3 | 306.5 | 45,000 | 45,000 | 27.6 | 339.9 | 48,200 | 54,100 | 210 |
| 215 | | | | | 5.6 | 276.8 | 41,500 | 41,500 | 23.8 | 329.1 | 46,400 | 51,700 | 215 |
| 220 | | | | | | | | | 19.1 | 315.7 | 44,600 | 49,200 | 220 |
| 225 | | | | | | | | | 13.0 | 297.2 | 42,900 | 46,300 | 225 |
| 230 | | | | | | | | | | | | | 230 |
| 235 | | | | | | | | | | | | | 235 |
| 240 | | | | | | | | | | | | | 240 |
| 245 | | | | | | | | | | | | | 245 |
| 250 | | | | | | | | | | | | | 250 |
| 255 | | | | | | | | | | | | | 255 |
| 260 | | | | | | | | | | | | | 260 |
| 265 | | | | | | | | | | | | | 265 |
| 270 | | | | | | | | | | | | | 270 |
| 280 | | | | | | | | | | | | | 280 |
| 290 | | | | | | | | | | | | | 290 |

MLC300 VPC-MAX S-1

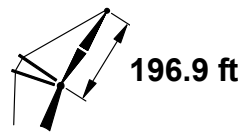
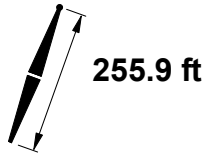
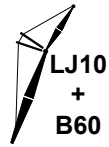
ASME B30.5



| ft | 75° | | | | 70° | | | | 65° | | | | ft |
|-----|------|-------|--------|--------|------|-------|--------|--------|------|-------|--------|--------|-----|
| | ft | ft | lb | lb | ft | ft | lb | lb | ft | ft | lb | lb | |
| 85 | | | | | | | | | | | | | 85 |
| 90 | | | | | | | | | | | | | 90 |
| 95 | | | | | | | | | | | | | 95 |
| 100 | | | | | | | | | | | | | 100 |
| 105 | | | | | | | | | | | | | 105 |
| 110 | | | | | | | | | | | | | 110 |
| 115 | | | | | | | | | | | | | 115 |
| 120 | | | | | | | | | | | | | 120 |
| 125 | | | | | | | | | | | | | 125 |
| 130 | | | | | | | | | | | | | 130 |
| 135 | | | | | | | | | | | | | 135 |
| 140 | | | | | | | | | | | | | 140 |
| 145 | | | | | | | | | | | | | 145 |
| 150 | | | | | | | | | | | | | 150 |
| 155 | 63.6 | 412.6 | 62,300 | 80,800 | | | | | | | | | 155 |
| 160 | 61.7 | 410.0 | 59,500 | 81,600 | | | | | | | | | 160 |
| 165 | 59.9 | 407.1 | 56,900 | 81,600 | | | | | | | | | 165 |
| 170 | 58.0 | 403.9 | 54,500 | 78,400 | | | | | | | | | 170 |
| 175 | 56.0 | 400.6 | 52,200 | 75,500 | | | | | | | | | 175 |
| 180 | 54.0 | 396.9 | 50,000 | 72,700 | | | | | | | | | 180 |
| 185 | 52.0 | 393.0 | 47,900 | 70,100 | | | | | | | | | 185 |
| 190 | 49.8 | 388.8 | 46,000 | 67,600 | 58.5 | 397.9 | 36,000 | 59,900 | | | | | 190 |
| 195 | 47.7 | 384.3 | 44,100 | 65,300 | 56.5 | 394.6 | 34,400 | 57,800 | | | | | 195 |
| 200 | 45.4 | 379.4 | 42,400 | 63,100 | 54.6 | 391.0 | 32,900 | 55,800 | | | | | 200 |
| 205 | 43.0 | 374.1 | 40,700 | 61,000 | 52.5 | 387.2 | 31,500 | 53,900 | | | | | 205 |
| 210 | 40.6 | 368.3 | 39,100 | 59,000 | 50.4 | 383.1 | 30,100 | 52,000 | | | | | 210 |
| 215 | 38.0 | 362.0 | 37,600 | 57,000 | 48.3 | 378.7 | 28,800 | 50,300 | | | | | 215 |
| 220 | 35.2 | 355.1 | 36,100 | 55,200 | 46.0 | 373.9 | 27,600 | 48,700 | | | | | 220 |
| 225 | 32.2 | 347.3 | 34,700 | 53,500 | 43.7 | 368.7 | 26,400 | 47,100 | 52.8 | 379.0 | 18,300 | 40,800 | 225 |
| 230 | 28.9 | 338.5 | 33,300 | 51,800 | 41.3 | 363.0 | 25,300 | 45,600 | 50.7 | 374.9 | 17,400 | 39,500 | 230 |
| 235 | 25.3 | 328.4 | 32,000 | 50,200 | 38.7 | 356.9 | 24,200 | 44,100 | 48.6 | 370.5 | 16,400 | 38,200 | 235 |
| 240 | 21.0 | 316.1 | 30,700 | 48,600 | 36.0 | 350.1 | 23,100 | 42,800 | 46.3 | 365.8 | 15,600 | 36,900 | 240 |
| 245 | 15.6 | 300.1 | 29,500 | 47,100 | 33.1 | 342.6 | 22,100 | 41,400 | 44.0 | 360.7 | 14,700 | 35,800 | 245 |
| 250 | 6.3 | 271.9 | 28,100 | 45,500 | 29.9 | 334.1 | 21,100 | 40,100 | 41.6 | 355.1 | 13,900 | 34,600 | 250 |
| 255 | | | | | 26.3 | 324.4 | 20,100 | 38,900 | 39.1 | 349.0 | 13,100 | 33,500 | 255 |
| 260 | | | | | 22.3 | 312.8 | 19,200 | 37,700 | 36.4 | 342.3 | 12,400 | 32,400 | 260 |
| 265 | | | | | 17.2 | 298.1 | 18,200 | 36,500 | 33.5 | 334.9 | 11,600 | 31,400 | 265 |
| 270 | | | | | 9.8 | 275.8 | 17,300 | 35,300 | 30.3 | 326.6 | 10,900 | 30,400 | 270 |
| 280 | | | | | | | | | 22.8 | 305.8 | | 28,500 | 280 |
| 290 | | | | | | | | | 11.2 | 271.1 | | 26,600 | 290 |

MLC300 VPC-MAX S-1

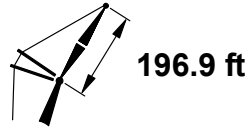
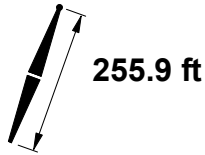
ASME B30.5



| ft | 85° | | | | 83° | | | | 80° | | | | ft |
|-----|------|-------|--------|--------|------|-------|--------|--------|------|-------|--------|--------|-----|
| | ft | lb | lb | lb | ft | lb | lb | lb | ft | lb | lb | lb | |
| 90 | 72.9 | 450.7 | 75,400 | 75,400 | | | | | | | | | 90 |
| 95 | 71.4 | 449.0 | 75,200 | 75,200 | | | | | | | | | 95 |
| 100 | 69.8 | 447.2 | 74,900 | 74,900 | | | | | | | | | 100 |
| 105 | 68.3 | 445.2 | 74,400 | 74,400 | 71.1 | 447.7 | 75,100 | 75,100 | | | | | 105 |
| 110 | 66.7 | 443.0 | 73,900 | 73,900 | 69.5 | 445.8 | 75,000 | 75,000 | | | | | 110 |
| 115 | 65.1 | 440.7 | 73,400 | 73,400 | 67.9 | 443.7 | 74,900 | 74,900 | | | | | 115 |
| 120 | 63.4 | 438.2 | 71,700 | 71,700 | 66.3 | 441.6 | 74,600 | 74,600 | | | | | 120 |
| 125 | 61.8 | 435.5 | 69,600 | 69,600 | 64.7 | 439.2 | 74,300 | 74,300 | 69.0 | 443.0 | 73,600 | 73,600 | 125 |
| 130 | 60.1 | 432.7 | 67,500 | 67,500 | 63.1 | 436.7 | 73,900 | 73,900 | 67.4 | 440.9 | 73,900 | 73,900 | 130 |
| 135 | 58.4 | 429.6 | 65,400 | 65,400 | 61.4 | 433.9 | 73,400 | 73,400 | 65.8 | 438.7 | 74,000 | 74,000 | 135 |
| 140 | 56.7 | 426.3 | 63,400 | 63,400 | 59.8 | 431.0 | 72,200 | 72,200 | 64.2 | 436.3 | 74,000 | 74,000 | 140 |
| 145 | 54.9 | 422.8 | 61,300 | 61,300 | 58.0 | 427.9 | 70,200 | 70,200 | 62.5 | 433.7 | 74,000 | 74,000 | 145 |
| 150 | 53.1 | 419.1 | 59,300 | 59,300 | 56.3 | 424.6 | 68,100 | 68,100 | 60.9 | 430.9 | 73,900 | 73,900 | 150 |
| 155 | 51.2 | 415.1 | 57,300 | 57,300 | 54.5 | 421.0 | 66,100 | 66,100 | 59.2 | 427.9 | 73,600 | 73,700 | 155 |
| 160 | 49.3 | 410.8 | 55,400 | 55,400 | 52.7 | 417.2 | 64,100 | 64,100 | 57.5 | 424.7 | 70,500 | 72,800 | 160 |
| 165 | 47.3 | 406.2 | 53,500 | 53,500 | 50.8 | 413.2 | 62,000 | 62,000 | 55.7 | 421.3 | 67,500 | 71,000 | 165 |
| 170 | 45.3 | 401.3 | 51,700 | 51,700 | 48.9 | 408.8 | 60,100 | 60,100 | 53.9 | 417.7 | 64,700 | 69,100 | 170 |
| 175 | 43.2 | 396.0 | 50,000 | 50,000 | 46.9 | 404.2 | 58,100 | 58,100 | 52.1 | 413.8 | 62,100 | 67,200 | 175 |
| 180 | 41.0 | 390.3 | 48,300 | 48,300 | 44.8 | 399.2 | 56,300 | 56,300 | 50.2 | 409.6 | 59,600 | 65,300 | 180 |
| 185 | 38.6 | 384.1 | 46,800 | 46,800 | 42.7 | 393.8 | 54,400 | 54,400 | 48.2 | 405.2 | 57,200 | 63,400 | 185 |
| 190 | 36.2 | 377.4 | 45,300 | 45,300 | 40.5 | 388.0 | 52,700 | 52,700 | 46.2 | 400.4 | 55,000 | 61,600 | 190 |
| 195 | 33.6 | 370.0 | 43,900 | 43,900 | 38.1 | 381.7 | 51,000 | 51,000 | 44.1 | 395.3 | 52,900 | 59,700 | 195 |
| 200 | 30.8 | 361.8 | 42,700 | 42,700 | 35.7 | 374.8 | 49,400 | 49,400 | 42.0 | 389.8 | 50,900 | 57,800 | 200 |
| 205 | 27.7 | 352.5 | 41,600 | 41,600 | 33.0 | 367.3 | 48,000 | 48,000 | 39.7 | 383.8 | 49,000 | 55,900 | 205 |
| 210 | 24.3 | 341.9 | 40,700 | 40,700 | 30.2 | 358.9 | 46,600 | 46,600 | 37.3 | 377.3 | 47,200 | 54,000 | 210 |
| 215 | 20.4 | 329.2 | 39,800 | 39,800 | 27.1 | 349.4 | 44,900 | 44,900 | 34.8 | 370.3 | 45,400 | 52,100 | 215 |
| 220 | 15.4 | 313.0 | 39,400 | 39,400 | 23.5 | 338.4 | 42,800 | 42,800 | 32.1 | 362.4 | 43,700 | 50,200 | 220 |
| 225 | 7.5 | 286.3 | 37,000 | 37,000 | 19.4 | 325.1 | 40,600 | 40,600 | 29.2 | 353.7 | 42,100 | 48,200 | 225 |
| 230 | | | | | 14.1 | 307.6 | 38,200 | 38,200 | 25.9 | 343.8 | 40,600 | 46,300 | 230 |
| 235 | | | | | 3.8 | 272.6 | 35,200 | 35,200 | 22.2 | 332.1 | 39,100 | 44,200 | 235 |
| 240 | | | | | | | | | 17.8 | 317.8 | 37,600 | 42,000 | 240 |
| 245 | | | | | | | | | 11.8 | 297.7 | 36,200 | 39,500 | 245 |
| 250 | | | | | | | | | | | | | 250 |
| 255 | | | | | | | | | | | | | 255 |
| 260 | | | | | | | | | | | | | 260 |
| 265 | | | | | | | | | | | | | 265 |
| 270 | | | | | | | | | | | | | 270 |
| 280 | | | | | | | | | | | | | 280 |
| 290 | | | | | | | | | | | | | 290 |
| 300 | | | | | | | | | | | | | 300 |
| 310 | | | | | | | | | | | | | 310 |

MLC300 VPC-MAX S-1

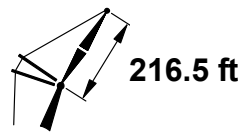
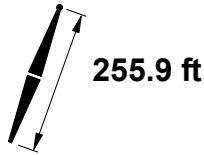
ASME B30.5



| ft | 75° | | | | 70° | | | | 65° | | | | ft |
|-----|------|-------|--------|--------|------|-------|--------|--------|------|-------|--------|--------|-----|
| | ft | ft | lb | lb | ft | ft | lb | lb | ft | ft | lb | lb | |
| 90 | | | | | | | | | | | | | 90 |
| 95 | | | | | | | | | | | | | 95 |
| 100 | | | | | | | | | | | | | 100 |
| 105 | | | | | | | | | | | | | 105 |
| 110 | | | | | | | | | | | | | 110 |
| 115 | | | | | | | | | | | | | 115 |
| 120 | | | | | | | | | | | | | 120 |
| 125 | | | | | | | | | | | | | 125 |
| 130 | | | | | | | | | | | | | 130 |
| 135 | | | | | | | | | | | | | 135 |
| 140 | | | | | | | | | | | | | 140 |
| 145 | | | | | | | | | | | | | 145 |
| 150 | | | | | | | | | | | | | 150 |
| 155 | | | | | | | | | | | | | 155 |
| 160 | | | | | | | | | | | | | 160 |
| 165 | | | | | | | | | | | | | 165 |
| 170 | 63.2 | 429.6 | 55,400 | 70,200 | | | | | | | | | 170 |
| 175 | 59.8 | 424.0 | 50,800 | 71,400 | | | | | | | | | 175 |
| 180 | 58.1 | 420.9 | 48,600 | 71,700 | | | | | | | | | 180 |
| 185 | 56.4 | 417.6 | 46,600 | 69,100 | | | | | | | | | 185 |
| 190 | 54.6 | 414.0 | 44,600 | 66,600 | | | | | | | | | 190 |
| 195 | 52.8 | 410.2 | 42,800 | 64,300 | | | | | | | | | 195 |
| 200 | 50.9 | 406.2 | 41,100 | 62,100 | 58.6 | 414.8 | 31,400 | 54,700 | | | | | 200 |
| 205 | 49.0 | 401.9 | 39,400 | 60,000 | 56.8 | 411.6 | 30,000 | 52,800 | | | | | 205 |
| 210 | 47.0 | 397.2 | 37,900 | 58,000 | 55.1 | 408.1 | 28,700 | 51,000 | | | | | 210 |
| 215 | 44.9 | 392.2 | 36,300 | 56,200 | 53.3 | 404.4 | 27,400 | 49,300 | | | | | 215 |
| 220 | 42.8 | 386.9 | 34,900 | 54,300 | 51.4 | 400.4 | 26,200 | 47,600 | | | | | 220 |
| 225 | 40.6 | 381.1 | 33,500 | 52,600 | 49.5 | 396.1 | 25,000 | 46,100 | | | | | 225 |
| 230 | 38.2 | 374.8 | 32,200 | 51,000 | 47.5 | 391.6 | 23,900 | 44,600 | | | | | 230 |
| 235 | 35.8 | 368.0 | 30,900 | 49,400 | 45.5 | 386.7 | 22,800 | 43,200 | 53.5 | 396.1 | 14,900 | 37,100 | 235 |
| 240 | 33.1 | 360.5 | 29,700 | 47,900 | 43.4 | 381.5 | 21,800 | 41,800 | 51.6 | 392.2 | 14,100 | 35,900 | 240 |
| 245 | 30.3 | 352.1 | 28,500 | 46,400 | 41.2 | 375.8 | 20,800 | 40,500 | 49.7 | 388.0 | 13,300 | 34,700 | 245 |
| 250 | 27.2 | 342.7 | 27,400 | 45,000 | 38.9 | 369.7 | 19,900 | 39,200 | 47.8 | 383.5 | 12,500 | 33,600 | 250 |
| 255 | 23.7 | 331.7 | 26,300 | 43,700 | 36.4 | 363.0 | 18,900 | 38,000 | 45.8 | 378.6 | 11,700 | 32,500 | 255 |
| 260 | 19.6 | 318.6 | 25,200 | 42,300 | 33.9 | 355.7 | 18,000 | 36,900 | 43.7 | 373.4 | 11,000 | 31,400 | 260 |
| 265 | 14.4 | 301.3 | 24,100 | 41,000 | 31.1 | 347.5 | 17,200 | 35,700 | 41.5 | 367.8 | 10,300 | 30,400 | 265 |
| 270 | 4.8 | 268.8 | 22,900 | 39,700 | 28.1 | 338.4 | 16,300 | 34,600 | 39.2 | 361.8 | | 29,500 | 270 |
| 280 | | | | | 20.8 | 315.5 | 14,700 | 32,500 | 34.2 | 347.9 | | 27,600 | 280 |
| 290 | | | | | 8.6 | 275.1 | 13,000 | 30,500 | 28.5 | 331.0 | | 25,900 | 290 |
| 300 | | | | | | | | | 21.4 | 308.6 | | 24,200 | 300 |
| 310 | | | | | | | | | 10.0 | 270.9 | | 22,600 | 310 |

MLC300 VPC-MAX S-1

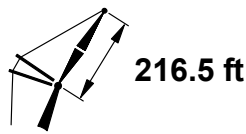
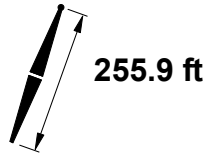
ASME B30.5



| ft | 85° | | | | 83° | | | | 80° | | | | ft |
|-----|------|-------|--------|--------|------|-------|--------|--------|------|-------|--------|--------|-----|
| | ft | lb | lb | lb | ft | lb | lb | lb | ft | lb | lb | lb | |
| 95 | 73.1 | 469.8 | 65,200 | 65,200 | | | | | | | | | 95 |
| 100 | 71.7 | 468.1 | 65,000 | 65,000 | | | | | | | | | 100 |
| 105 | 70.3 | 466.4 | 64,700 | 64,700 | | | | | | | | | 105 |
| 110 | 68.9 | 464.4 | 64,400 | 64,400 | 71.4 | 466.8 | 64,800 | 64,800 | | | | | 110 |
| 115 | 67.5 | 462.3 | 64,100 | 64,100 | 70.0 | 464.9 | 64,700 | 64,700 | | | | | 115 |
| 120 | 66.0 | 460.1 | 63,700 | 63,700 | 68.6 | 463.0 | 64,600 | 64,600 | | | | | 120 |
| 125 | 64.6 | 457.7 | 63,200 | 63,200 | 67.2 | 460.9 | 64,400 | 64,400 | | | | | 125 |
| 130 | 63.1 | 455.2 | 62,000 | 62,000 | 65.7 | 458.6 | 64,200 | 64,200 | | | | | 130 |
| 135 | 61.6 | 452.5 | 60,400 | 60,400 | 64.3 | 456.2 | 63,900 | 63,900 | 68.1 | 460.2 | 63,400 | 63,400 | 135 |
| 140 | 60.1 | 449.6 | 58,700 | 58,700 | 62.8 | 453.6 | 63,600 | 63,600 | 66.7 | 458.0 | 63,500 | 63,500 | 140 |
| 145 | 58.5 | 446.6 | 57,000 | 57,000 | 61.3 | 450.9 | 63,300 | 63,300 | 65.2 | 455.7 | 63,600 | 63,600 | 145 |
| 150 | 56.9 | 443.3 | 55,300 | 55,300 | 59.7 | 448.0 | 62,800 | 62,800 | 63.8 | 453.3 | 63,600 | 63,600 | 150 |
| 155 | 55.3 | 439.9 | 53,600 | 53,600 | 58.2 | 444.9 | 61,200 | 61,200 | 62.3 | 450.6 | 63,500 | 63,500 | 155 |
| 160 | 53.7 | 436.2 | 51,900 | 51,900 | 56.6 | 441.6 | 59,600 | 59,600 | 60.7 | 447.8 | 63,400 | 63,400 | 160 |
| 165 | 52.0 | 432.3 | 50,400 | 50,400 | 55.0 | 438.1 | 58,000 | 58,000 | 59.2 | 444.8 | 63,300 | 63,300 | 165 |
| 170 | 50.3 | 428.2 | 48,700 | 48,700 | 53.3 | 434.4 | 56,300 | 56,300 | 57.6 | 441.7 | 62,900 | 63,200 | 170 |
| 175 | 48.5 | 423.8 | 47,200 | 47,200 | 51.6 | 430.4 | 54,700 | 54,700 | 56.0 | 438.3 | 60,300 | 62,600 | 175 |
| 180 | 46.7 | 419.1 | 45,700 | 45,700 | 49.9 | 426.2 | 53,000 | 53,000 | 54.4 | 434.8 | 57,900 | 61,100 | 180 |
| 185 | 44.8 | 414.1 | 44,300 | 44,300 | 48.1 | 421.8 | 51,500 | 51,500 | 52.8 | 431.0 | 55,500 | 59,500 | 185 |
| 190 | 42.9 | 408.7 | 42,900 | 42,900 | 46.3 | 417.0 | 49,900 | 49,900 | 51.1 | 426.9 | 53,300 | 58,000 | 190 |
| 195 | 40.9 | 403.0 | 41,500 | 41,500 | 44.4 | 412.0 | 48,400 | 48,400 | 49.3 | 422.7 | 51,200 | 56,400 | 195 |
| 200 | 38.8 | 396.9 | 40,300 | 40,300 | 42.5 | 406.5 | 46,900 | 46,900 | 47.5 | 418.1 | 49,300 | 54,800 | 200 |
| 205 | 36.6 | 390.2 | 39,100 | 39,100 | 40.5 | 400.7 | 45,600 | 45,600 | 45.7 | 413.3 | 47,400 | 53,200 | 205 |
| 210 | 34.3 | 383.0 | 38,000 | 38,000 | 38.3 | 394.5 | 44,200 | 44,200 | 43.8 | 408.1 | 45,600 | 51,700 | 210 |
| 215 | 31.8 | 375.1 | 36,900 | 36,900 | 36.1 | 387.7 | 42,900 | 42,900 | 41.8 | 402.5 | 43,800 | 50,100 | 215 |
| 220 | 29.1 | 366.3 | 36,000 | 36,000 | 33.8 | 380.4 | 41,600 | 41,600 | 39.8 | 396.6 | 42,200 | 48,500 | 220 |
| 225 | 26.2 | 356.5 | 35,200 | 35,200 | 31.2 | 372.3 | 40,500 | 40,500 | 37.6 | 390.2 | 40,600 | 46,900 | 225 |
| 230 | 22.9 | 345.1 | 34,400 | 34,400 | 28.5 | 363.3 | 39,000 | 39,000 | 35.3 | 383.2 | 39,100 | 45,300 | 230 |
| 235 | 19.1 | 331.6 | 33,800 | 33,800 | 25.5 | 353.2 | 37,300 | 37,300 | 32.9 | 375.6 | 37,700 | 43,700 | 235 |
| 240 | 14.3 | 314.1 | 32,900 | 32,900 | 22.2 | 341.5 | 35,500 | 35,500 | 30.4 | 367.3 | 36,300 | 42,100 | 240 |
| 245 | 6.3 | 284.4 | 30,400 | 30,400 | 18.2 | 327.3 | 33,600 | 33,600 | 27.6 | 357.9 | 34,900 | 40,400 | 245 |
| 250 | | | | | 13.0 | 308.4 | 31,400 | 31,400 | 24.5 | 347.3 | 33,600 | 38,700 | 250 |
| 255 | | | | | | | | | 20.9 | 334.9 | 32,400 | 37,000 | 255 |
| 260 | | | | | | | | | 16.6 | 319.5 | 31,100 | 35,000 | 260 |
| 265 | | | | | | | | | 10.7 | 297.7 | 29,900 | 32,800 | 265 |
| 270 | | | | | | | | | | | | | 270 |
| 280 | | | | | | | | | | | | | 280 |
| 290 | | | | | | | | | | | | | 290 |
| 300 | | | | | | | | | | | | | 300 |
| 310 | | | | | | | | | | | | | 310 |
| 320 | | | | | | | | | | | | | 320 |
| 330 | | | | | | | | | | | | | 330 |

MLC300 VPC-MAX S-1

ASME B30.5



| ft | 75° | | | | 70° | | | | 65° | | | | ft |
|-----|------|-------|--------|--------|------|-------|--------|--------|------|-------|--------|-----|----|
| | ft | lb | lb | lb | ft | lb | lb | lb | ft | lb | lb | | |
| 95 | | | | | | | | | | | | 95 | |
| 100 | | | | | | | | | | | | 100 | |
| 105 | | | | | | | | | | | | 105 | |
| 110 | | | | | | | | | | | | 110 | |
| 115 | | | | | | | | | | | | 115 | |
| 120 | | | | | | | | | | | | 120 | |
| 125 | | | | | | | | | | | | 125 | |
| 130 | | | | | | | | | | | | 130 | |
| 135 | | | | | | | | | | | | 135 | |
| 140 | | | | | | | | | | | | 140 | |
| 145 | | | | | | | | | | | | 145 | |
| 150 | | | | | | | | | | | | 150 | |
| 155 | | | | | | | | | | | | 155 | |
| 160 | | | | | | | | | | | | 160 | |
| 165 | | | | | | | | | | | | 165 | |
| 170 | | | | | | | | | | | | 170 | |
| 175 | 62.8 | 446.6 | 48,800 | 60,000 | | | | | | | | 175 | |
| 180 | 61.3 | 443.9 | 46,600 | 60,500 | | | | | | | | 180 | |
| 185 | 59.8 | 441.0 | 44,600 | 60,900 | | | | | | | | 185 | |
| 190 | 58.2 | 437.9 | 42,700 | 61,200 | | | | | | | | 190 | |
| 195 | 56.7 | 434.6 | 40,900 | 61,500 | | | | | | | | 195 | |
| 200 | 55.0 | 431.1 | 39,200 | 60,700 | | | | | | | | 200 | |
| 205 | 53.4 | 427.4 | 37,600 | 58,700 | | | | | | | | 205 | |
| 210 | 51.7 | 423.5 | 36,000 | 56,700 | 58.7 | 431.8 | 26,700 | 49,500 | | | | 210 | |
| 215 | 50.0 | 419.3 | 34,500 | 54,800 | 57.1 | 428.6 | 25,400 | 47,800 | | | | 215 | |
| 220 | 48.2 | 414.8 | 33,100 | 53,000 | 55.5 | 425.1 | 24,200 | 46,200 | | | | 220 | |
| 225 | 46.4 | 410.1 | 31,800 | 51,300 | 53.8 | 421.5 | 23,100 | 44,600 | | | | 225 | |
| 230 | 44.5 | 405.0 | 30,500 | 49,700 | 52.2 | 417.6 | 22,000 | 43,200 | | | | 230 | |
| 235 | 42.6 | 399.6 | 29,200 | 48,100 | 50.5 | 413.5 | 20,900 | 41,700 | | | | 235 | |
| 240 | 40.5 | 393.8 | 28,000 | 46,600 | 48.7 | 409.1 | 19,900 | 40,400 | | | | 240 | |
| 245 | 38.4 | 387.6 | 26,900 | 45,200 | 46.9 | 404.5 | 18,900 | 39,100 | | | | 245 | |
| 250 | 36.2 | 380.9 | 25,800 | 43,800 | 45.0 | 399.5 | 18,000 | 37,900 | 52.4 | 409.4 | 32,000 | 250 | |
| 255 | 33.9 | 373.5 | 24,700 | 42,500 | 43.1 | 394.2 | 17,100 | 36,700 | 50.7 | 405.3 | 31,000 | 255 | |
| 260 | 31.3 | 365.5 | 23,700 | 41,200 | 41.1 | 388.5 | 16,200 | 35,500 | 48.9 | 401.0 | 30,000 | 260 | |
| 265 | 28.6 | 356.5 | 22,700 | 40,000 | 39.0 | 382.4 | 15,400 | 34,400 | 47.1 | 396.4 | 29,000 | 265 | |
| 270 | 25.7 | 346.5 | 21,700 | 38,800 | 36.8 | 375.8 | 14,600 | 33,400 | 45.3 | 391.5 | 28,000 | 270 | |
| 280 | 18.4 | 320.8 | 19,800 | 36,500 | 32.0 | 360.8 | 13,000 | 31,300 | 41.4 | 380.6 | 26,200 | 280 | |
| 290 | 2.9 | 263.2 | 17,800 | 34,200 | 26.5 | 342.4 | 11,600 | 29,400 | 37.1 | 368.0 | 24,500 | 290 | |
| 300 | | | | | 19.5 | 318.0 | 10,200 | 27,600 | 32.4 | 353.2 | 22,900 | 300 | |
| 310 | | | | | 7.5 | 273.9 | | 25,800 | 26.9 | 335.1 | 21,500 | 310 | |
| 320 | | | | | | | | | 20.1 | 311.2 | 20,000 | 320 | |
| 330 | | | | | | | | | 8.9 | 270.3 | 18,600 | 330 | |