POTAIN®

MDT 489 M25

ASME B30.3-2025

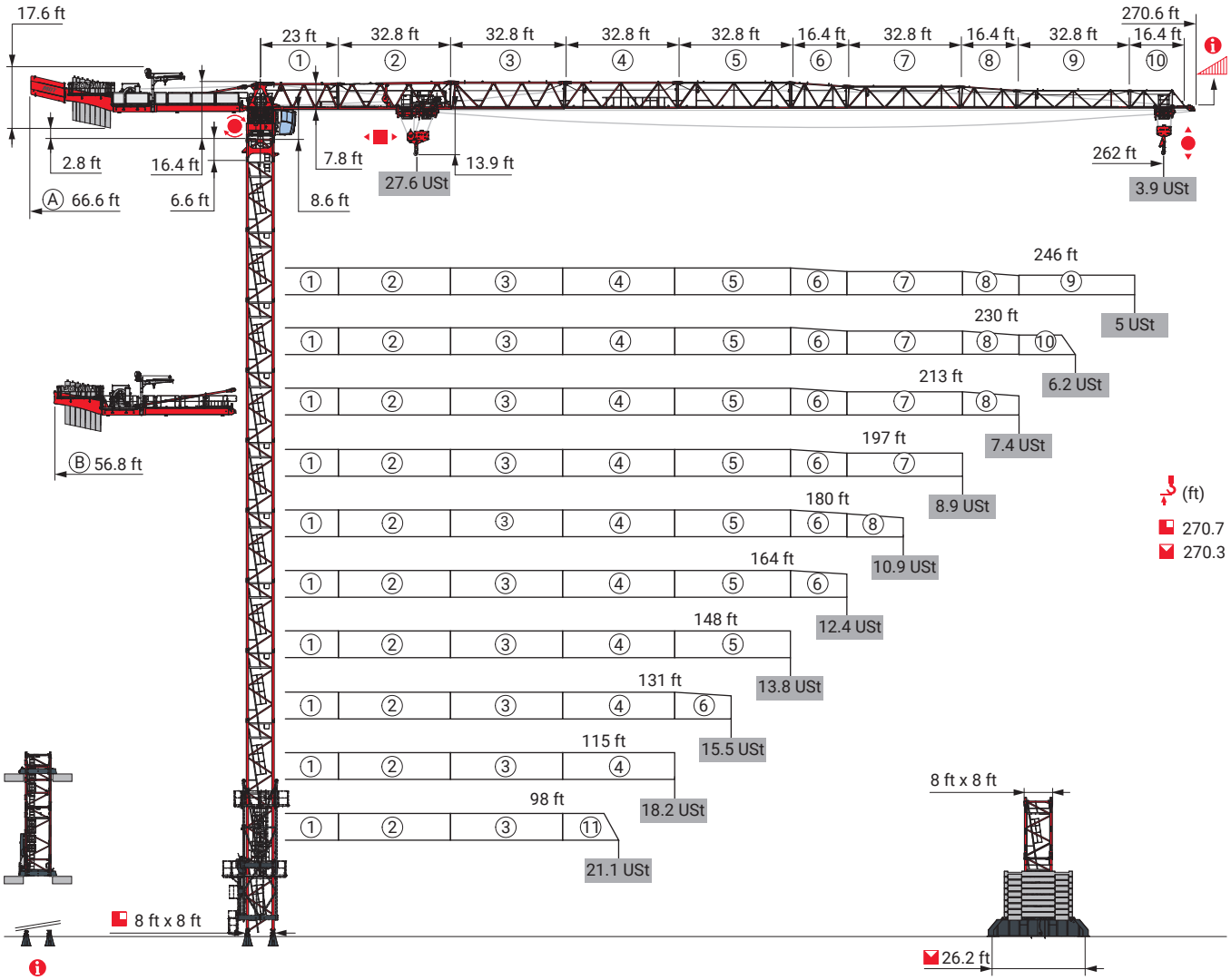

Potain Plus

Power Control

Top Site

Anti-collision systems

Automatic Rotation Control

Values have been rounded.

Mast - Reactions

8 ft - P 800C

(ft)		98	115	131	148	164	180	197	213	230	246	262
(ft)		210.3	199.5	205.1	205.1	205.1	205.1	205.1	205.1	210.3	215.9	215.9
/P+ (ft)		210.3	199.5	205.1	205.1	205.1	205.1	205.1	205.1	210.3	215.9	215.9
6.6 ft		1	1	1	1	1	1	1	1	1	1	1
10.9 ft		1	0	2	2	2	2	2	2	1	0	0
16.4 ft		12	12	11	11	11	11	11	11	12	13	13
F2 (USt)	●	277	260	273	275	273	287	285	283	290	288	287
	■	307	260	291	296	298	302	306	313	340	373	379
F3 (USt)	●	190	170	180	181	176	188	184	181	188	186	186
	■	232	184	212	215	214	217	219	225	251	286	291

8 ft - P 854A

(ft)		98	115	131	148	164	180	197	213	230	246	262
(ft)		270.7	270.7	270.7	270.7	270.7	270.7	270.7	265.1	265.1	265.1	259.5
/P+ (ft)		270.7	270.7	270.7	270.7	270.7	270.7	270.7	265.1	265.1	265.1	259.5
6.6 ft		1	1	1	1	1	1	1	1	1	1	1
10.9 ft		2	2	2	2	2	2	2	0	0	0	1
16.4 ft		15	15	15	15	15	15	15	16	16	16	15
F2 (USt)	●	363	359	366	369	367	384	382	369	371	368	367
	■	573	567	576	584	588	595	598	568	581	599	584
F3 (USt)	●	261	254	259	261	255	270	267	256	258	254	255
	■	485	476	484	489	490	495	497	469	481	498	486

8 ft - ZY 800 -

(ft)		98	115	131	148	164	180	197	213	230	246	262
(ft)		204.1	198.5	204.1	204.1	204.1	204.1	204.1	204.1	204.1	209.3	214.9
/P+ (ft)		204.1	198.5	204.1	204.1	204.1	204.1	204.1	204.1	204.1	209.3	214.9
6.6 ft		1	1	1	1	1	1	1	1	1	1	1
10.9 ft		0	1	0	0	0	0	0	0	0	2	1
16.4 ft		12	11	12	12	12	12	12	12	12	11	12
F1 (USt)	●	140	138	142	143	144	148	145	145	142	148	154
	■	142	134	141	143	144	146	146	150	156	181	195

8 ft - ZY 854 -

(ft)		98	115	131	148	164	180	197	213	230	246	262
(ft)		270.3	270.3	270.3	270.3	270.3	270.3	270.3	270.3	265.1	259.5	259.5
/P+ (ft)		270.3	270.3	270.3	270.3	270.3	270.3	270.3	270.3	265.1	259.5	259.5
6.6 ft		1	1	1	1	1	1	1	1	1	1	1
10.9 ft		0	0	0	0	0	0	0	0	1	2	2
16.4 ft		16	16	16	16	16	16	16	16	15	14	14
F1 (USt)	●	204	201	203	205	206	211	211	211	209	206	207
	■	293	290	293	297	299	303	306	309	304	302	306

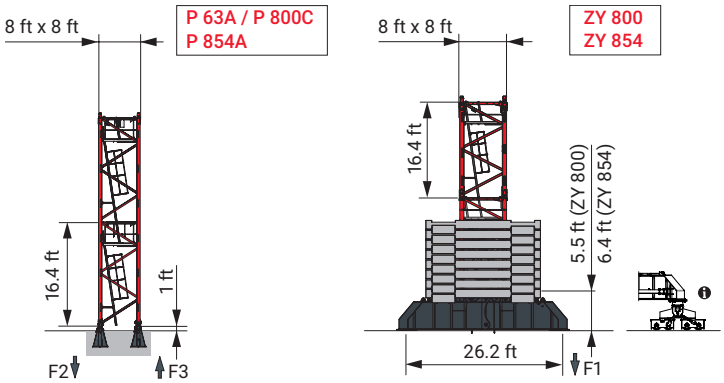

Other mast compositions - Please consult us.

Motorized accesses: adapted mast composition, base ballast and reactions.

Anchorages

Base ballast

(USt) / 8 ft - ZY 800 -

(ft) \ (ft)	98	115	131	148	164	180	197	213	230	246	262
214.9											119.1
209.3										105.8	105.8
204.1	105.8		105.8	105.8	105.8	105.8	92.6	92.6	79.4	105.8	105.8
198.5	105.8	105.8	105.8	92.6	92.6	92.6	92.6	79.4	79.4	105.8	105.8
182.1	92.6	92.6	79.4	79.4	79.4	79.4	79.4	66.1	66.1	92.6	92.6
165.7	66.1	79.4	66.1	66.1	52.9	52.9	52.9	52.9	66.1	92.6	92.6
149.3	52.9	66.1	52.9	52.9	39.7	52.9	52.9	52.9	52.9	79.4	79.4
132.9	52.9	52.9	39.7	39.7	39.7	39.7	52.9	39.7	52.9	79.4	79.4
116.5	52.9	39.7	39.7	39.7	39.7	39.7	39.7	39.7	39.7	66.1	66.1
100.1	52.9	39.7	39.7	39.7	39.7	39.7	39.7	39.7	39.7	66.1	66.1
83.7	52.9	39.7	39.7	39.7	39.7	39.7	26.5	26.5	39.7	52.9	52.9
67.3	52.9	39.7	39.7	39.7	39.7	39.7	26.5	26.5	39.7	52.9	52.9

(USt) / 8 ft - ZY 854 -

(ft) \ (ft)	98	115	131	148	164	180	197	213	230	246	262
270.3	238.1	224.9	224.9	224.9	224.9	224.9	224.9	224.9			
265.1	211.6	198.4	211.6	211.6	198.4	211.6	211.6	211.6	224.9		
259.5	198.4	185.2	185.2	185.2	185.2	185.2	185.2	198.4	198.4	224.9	224.9
243.1	145.5	158.7	145.5	145.5	145.5	145.5	145.5	132.3	145.5	172	172
226.7	132.3	132.3	132.3	119.1	119.1	119.1	119.1	105.8	105.8	119.1	119.1
210.3	105.8	119.1	105.8	105.8	105.8	92.6	92.6	92.6	79.4	92.6	105.8
193.9	92.6	92.6	92.6	79.4	79.4	79.4	79.4	66.1	66.1	92.6	92.6
177.5	66.1	79.4	66.1	66.1	66.1	66.1	52.9	52.9	52.9	79.4	79.4
161.1	52.9	66.1	52.9	52.9	39.7	52.9	39.7	39.7	52.9	79.4	79.4
144.7	39.7	52.9	39.7	26.5	26.5	39.7	39.7	39.7	39.7	66.1	66.1
128.3	39.7	39.7	26.5	26.5	26.5	26.5	39.7	39.7	39.7	52.9	66.1
111.9	39.7	26.5	26.5	26.5	26.5	26.5	26.5	26.5	26.5	52.9	52.9
95.5	39.7	26.5	26.5	26.5	26.5	26.5	26.5	26.5	26.5	52.9	52.9
79.1	39.7	26.5	26.5	26.5	26.5	26.5	26.5	26.5	26.5	39.7	39.7

Load curves



(ft)			56	66	82	98	115	131	138	148	154	164	171	180	187	197	203	213	220	230	236	246	253	262	ft
	27.6 USt	13.8 USt																							
262	13.1 → 46.9	83.1 - 90.6	22.4	18.5	14	12.5	10.5	8.9	8.4	7.7	7.3	6.7	6.4	6	5.7	5.3	5.1	4.8	4.6	4.3	4.1	3.9	3.7	3.5	USt
	13.1 → 50.5	89.7 - 98.4	24.7	20.3	15.4	13.8	11.5	9.8	9.2	8.5	8	7.4	7.1	6.6	6.3	5.8	5.6	5.2	5	4.7	4.5	4.3	4.1	3.9	USt P+
246	13.1 → 55.1	96 - 104	27.1	22.3	16.9	13.8	12.2	10.4	9.8	9	8.5	7.8	7.5	6.9	6.6	6.2	5.9	5.5	5.3	5	4.8	4.5	USt		
	13.1 → 59.4	103.3 - 111.5	27.6	24.5	18.5	14.7	13.5	11.4	10.8	9.9	9.3	8.6	8.2	7.6	7.3	6.8	6.5	6.1	5.8	5.5	5.3	5	USt P+		
230	13.1 → 65.6	111.1 - 119.5	27.6	27.6	20.7	16.2	13.8	12.2	11.5	10.5	9.9	9.1	8.7	8	7.7	7.1	6.8	6.4	6.1	5.7	USt				
	13.1 → 68.9	117.1 - 126	27.6	27.6	22.1	17.4	14.2	13.1	12.3	11.3	10.6	9.8	9.3	8.7	8.3	7.7	7.4	6.9	6.6	6.2	USt P+				
213	13.1 → 69.6	118 - 126.9	27.6	27.6	22.4	17.6	14.3	13.2	12.4	11.4	10.7	9.9	9.4	8.7	8.3	7.8	7.4	6.9	USt						
	13.1 → 71.5	122.3 - 131.7	27.6	27.6	23.2	18.4	15	13.8	13	11.9	11.3	10.4	9.9	9.2	8.8	8.2	7.9	7.4	USt P+						
197	13.1 → 70.2	122.2 - 131.9	27.6	27.6	22.8	18.2	14.9	13.8	13.1	12	11.4	10.5	10	9.4	8.9	8.4	USt								
	13.1 → 74.1	128.4 - 138.5	27.6	27.6	24.3	19.4	15.9	13.8	13.8	12.8	12.1	11.2	10.7	9.9	9.5	8.9	USt P+								
180	13.1 → 71.9	130.5 - 141.7	27.6	27.6	23.8	19.3	16.1	13.8	13.8	13.2	12.5	11.7	11.2	10.5	USt										
	13.1 → 75.8	135.7 - 147.1	27.6	27.6	25.2	20.3	16.9	14.4	13.8	13.7	13.1	12.1	11.6	10.9	USt P+										
164	13.1 → 73.2	132.7 - 144.4	27.6	27.6	24.2	19.6	16.4	14	13.8	13.4	12.8	11.9	USt												
	13.1 → 73.2	136.3 - 148.6	27.6	27.6	24.3	19.9	16.8	14.4	13.8	13.8	13.2	12.4	USt P+												
148	13.1 → 73.8	134 - 145.5	27.6	27.6	24.5	19.9	16.6	14.1	13.8	13.6	USt														
	13.1 → 73.8	135.7 - 147.6	27.6	27.6	24.5	20	16.8	14.3	13.8	13.8	USt P+														
131	13.1 → 74.8		27.6	27.6	24.8	20.1	16.8	14.3	USt																
	13.1 → 74.8		27.6	27.6	24.9	20.5	17.3	14.8	USt P+																
115	13.1 → 75.1		27.6	27.6	25	20.3	17	USt																	
	13.1 → 75.1		27.6	27.6	25.2	20.8	17.6	USt P+																	
98	13.1 → 73.8		27.6	27.6	24.4	19.8	USt																		
	13.1 → 74.1		27.6	27.6	24.8	20.4	USt P+																		

= - 1.58 USt max.



(ft)			56	66	82	98	115	131	138	148	154	164	171	180	187	197	203	213	220	230	236	246	253	262	ft
	27.6 USt	13.8 USt																							
262	10.8 → 47.6	85.7 - 87.3	22.9	19	14.5	11.9	9.8	8.3	7.8	7.1	6.7	6.1	5.8	5.3	5.1	4.7	4.5	4.1	3.9	3.7	3.5	3.3	3.1	2.9	USt
	10.8 → 51.5	92.3 - 94.8	25.2	20.8	15.9	13.2	10.9	9.2	8.6	7.9	7.4	6.8	6.4	5.9	5.6	5.2	5	4.6	4.4	4.1	3.9	3.7	3.5	3.3	USt P+
246	10.8 → 55.8	98.8 - 100.5	27.6	22.8	17.4	13.8	11.7	9.8	9.2	8.4	7.9	7.3	6.9	6.4	6.1	5.6	5.3	5	4.7	4.4	4.2	4	USt		
	10.8 → 60.4	106.2 - 107.8	27.6	25	19.1	15.2	12.9	10.9	10.2	9.3	8.8	8.1	7.6	7.1	6.7	6.2	5.9	5.5	5.3	4.9	4.7	4.4	USt P+		
230	10.8 → 66.9	114.5 - 116.2	27.6	27.6	21.2	16.8	13.8	11.8	11	10	9.5	8.7	8.2	7.6	7.2	6.7	6.4	5.9	5.7	5.3	USt				
	10.8 → 70.2	120.8 - 122.5	27.6	27.6	22.7	18	14.7	12.6	11.9	10.8	10.2	9.4	8.9	8.2	7.8	7.2	6.9	6.4	6.2	5.8	USt P+				
213	10.8 → 71.2	122 - 123.8	27.6	27.6	23	18.2	14.9	12.8	12	11	10.3	9.5	9	8.3	7.9	7.4	7	6.5	USt						
	10.8 → 73.2	126.5 - 128.5	27.6	27.6	23.8	19	15.6	13.4	12.6	11.5	10.9	10	9.5	8.8	8.4	7.8	7.5	7	USt P+						
197	10.8 → 71.9	126.5 - 128.7	27.6	27.6	23.5	18.8	15.6	13.4	12.7	11.6	11	10.2	9.6	9	8.5	8	USt								
	10.8 → 75.5	133 - 135.2	27.6	27.6	24.9	20	16.6	14	13.4	12.4	11.7	10.8	10.3	9.5	9.1	8.5	USt P+								
180	10.8 → 73.5	135.5 - 138.2	27.6	27.6	24.4	19.9	16.7	14.3	13.8	12.8	12.1	11.3	10.8	10.1	USt										
	10.8 → 77.4	140.8 - 143.5	27.6	27.6	25.8	21	17.5	15	14.1	13.3	12.7	11.8	11.2	10.5	USt P+										
164	10.8 → 74.5	137.8 - 140.6	27.6	27.6	24.8	20.3	17	14.6	13.8	13	12.4	11.5	USt												
	10.8 → 74.5	141.8 - 145	27.6	27.6	24.9	20.5	17.4	15	14.2	13.4	12.8	12	USt P+												
148	10.8 → 75.5	139.2 - 142	27.6	27.6	25.1	20.5	17.2	14.8	13.9	13.2	USt														
	10.8 → 75.5	141 - 147.6	27.6	27.6	25.2	20.6	17.4	15	14.2	13.8	USt P+														
131	10.8 → 76.1		27.6	27.6	25.4	20.7	17.4	14.9	USt																
	10.8 → 76.1		27.6	27.6	25.6	21.1	17.9	15.5	USt P+																
115	10.8 → 76.8		27.6	27.6	25.6	20.9	17.6	USt																	
	10.8 → 76.8		27.6	27.6	25.8	21.4	18.2	USt P+																	
98	10.8 → 75.1		27.6	27.6	25.1	20.5	USt																		
	10.8 → 75.5		27.6	27.6	25.4	21.1	USt P+																		

= - 0.71 USt max.

Counter-jib ballast

	132 HPL™			180 HPL™ GH		
	14,551 lb	10,362 lb	(lb)	14,551 lb	10,362 lb	(lb)
262 ft	6	2	108,027	7	0	101,854
246 ft	7	0	101,854	6	1	97,665
230 ft	7	0	101,854	6	1	97,665
213 ft	7	0	101,854	6	1	97,665
197 ft	6	1	97,665	5	2	93,476
180 ft	5	2	93,476	6	0	87,303
164 ft	6	0	87,303	5	1	83,114
148 ft	4	2	78,925	3	3	74,737
131 ft	5	0	72,753	4	1	68,564
115 ft	4	1	68,564	3	2	64,375
98 ft	4	0	58,202	3	1	54,013

CCP - 14,551 lb

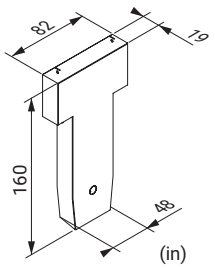

CCQ - 10,362 lb

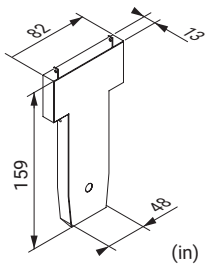

Dimensions and weight

Slewing crane part - : 262 ft - - 132 HPL™

x 9
x 8

Slewing crane part			L (ft)	W (ft)	H (ft)	lb (+/- 5%)
		Ⓐ Ⓑ	39 39	7.2 7.2	8.3 8.3	29,983 29,101
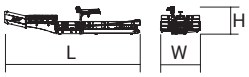	Counter-jib	Ⓐ Ⓑ 132 HPL™	62.9 53	18.7 18.7	12.9 12.9	33,290 32,408
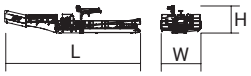		Ⓐ Ⓑ 132 HPL™	62.9 53	18.7 18.7	12.9 12.9	44,677 43,795
		Ⓐ Ⓑ 180 HPL™ GH	62.9 53	22 22	12.9 12.9	34,392 33,290
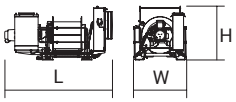	Hoisting winch (+ rope)	132 HPL™ 180 HPL™ GH	12.4 15.8	6.1 6.3	6.2 6.5	11,387 19,282
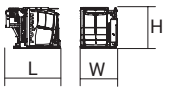	Cab	Ultra View	11	7.5	8.2	6,614
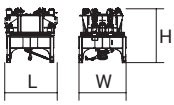	Towerhead	⍁ 2,45 m	9.1	8.1	9.5	24,912
			23.1	8.1	9.5	31,526
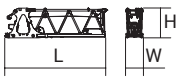	Jib section	①	27.8	5.2	8.1	14,771
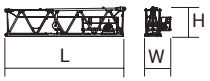		②	34	7.3	8.2	14,330
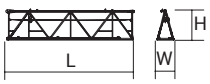		③ ④ ⑤ ⑦ ⑨	34 33.7 33.6 33.7 33.4	4.5 4.5 4.5 4.5 4.5	8.2 8 8 6.7 5.7	7,937 6,790 4,960 3,329 2,293
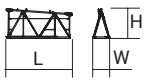		⑥ ⑧	17.4 17.1	4.5 4.5	7.8 6.5	2,425 1,455
		⑩	16.7	4.5	5.3	992
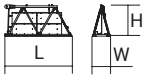		⑪	17	4.5	8	3,660
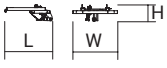			5.5	5.2	1.9	575

			L (ft)	W (ft)	H (ft)	lb (+/- 5%)
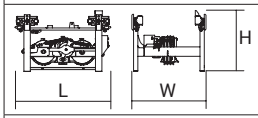	Trolley	27.6 USt	7.3	5.7	4.7	1,676
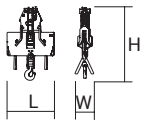	Pulley block	27.6 USt	5.1	1.9	8	1,874
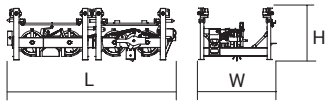	Trolley	27.6 USt	12.5	5.6	4.1	2,469
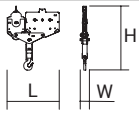	Pulley block	27.6 USt	6.3	1.1	7.7	2,028
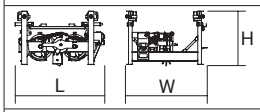	Trolley	13.8 USt	6.6	5.6	4.1	1,323
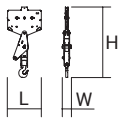	Pulley block	13.8 USt	4.1	1.1	8.5	1,345
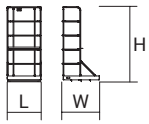	Trolley inspection platform		3.1	3.4	7	125
Crane tower						
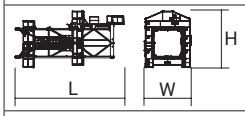	T 851	⍁ 8 ft	36.7	15.9	19	34,723
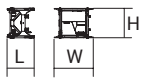	K 84/K 84-2	⍁ 8 ft	7.3	10.6	8.2	6,724
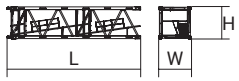	KRM 849B K 85/KR 84B2 KM 850.10B KM 850.14B K 85/KR 84A2 KMT 850.10A KMT 850.14A K 849A KMT 849A KR 849A KRMT 849A KRMT 849C KMT 850.10C	⍁ 8 ft	33.6 33.6 33.9 33.9 17.2 17.5 17.5 17.2 17.2 17.2 17.2 11.7 12	8.4 8.3 8.3 8.3 8.3 8.3 8.3 8.3 8.4 8.3 8.4 8.4 8.3	8.3 8.2 8.2 8.2 8.2 8.2 8.2 8.2 8.3 8.2 8.3 8.3 8.2	17,196 21,242 22,201 24,670 12,236 12,015 13,206 7,496 6,945 9,458 9,017 7,066 9,326
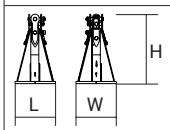	Fixing angles	P 63A / P 800C P 854A	2.5 3	2.5 3	4.2 4.9	1,025 2,072
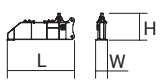	1/2 Cross girder	ZY 800 ZY 854	18.6 18.7	3.2 3.2	6.3 7.4	10,406 14,176
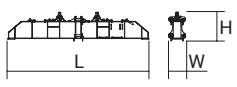	Cross girder	ZY 800 ZY 854	39.2 39	4.6 4.7	6.3 7.4	22,212 30,865

Mechanisms

480 V - 60 Hz													hp	kW	
	132 HPL™ 63	fpm	133	172	243	363	502	67	87	125	185	251	132	98	2,815 ft
		USt	13.8	10.4	6.9	3.4	1.1	27.6	20.7	13.8	6.9	2.9			
	180 HPL™ 63 GH	fpm	179	220	289	438	640	90	112	149	238	320	180	132	3,937 ft
		USt	13.8	10.4	6.9	3.4	0.9	27.6	20.7	13.8	6.9	3.3			
	10 DVF 10 Optima	fpm	0 → 217 (27.6 USt) 0 → 262 (22 USt) 0 → 328 (13.8 USt) 0 → 361 (6.9 USt)										10	7.4	
	RVF 173 Optima +	rpm	0 → 0.7										3 x 10	3 x 7.5	

IEC 60204-32	kVA
480 V (+6% -10%) 60 Hz	132 HPL™: 142 → 90 kVA 180 HPL™ GH: 181 → 109 kVA

The reactions and mast compositions presented in this data sheet meet the specifications of EN 14439:2025 and ASME B30.3-2025 standards.
The “out of service” wind profile is determined in accordance with ASCE 7-22 and ASCE 37-25 specifications as follow:
The “standard” design wind is determined from an ultimate reference wind speed of 115 mph (185 kph) corresponding to an average recurrence interval of 700 years, calculated for an Exposure C category, and combined with a 0.85 reduction factor based on the assumption that the crane is considered as a temporary construction structure used for 2 years or less.
As a result, this “standard” wind profile is covered by the EN 14439:2025 C25 wind profile, which is used to determine all technical data provided in this document.

- Jib elevation
- Standard equipment
- Options
- Potain Plus function: Plus load curves
- Hook heights with Plus load curves
- Reactions in service
- Reactions out of service
- Total ballast weight
- Lorry 44 ft
- Container High Cube 40 ft, and/or Flat Rack 20 ft
- Hoisting
- Trolleying
- Slewing
- Travelling
- Required power
- Power Control Function: winch speeds adapted to the available power
- Consult us

This commercial document is not legally binding. For any technical information, please refer to the corresponding instructions.

© 2026 The Manitowoc Company, Inc.
Ref. 02D_ASMEB30.3_MDT489M25_2021_17-8
MDT 489 M25

manitowoc.com