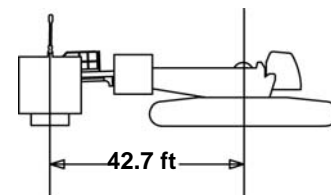


# Liftcrane Boom Capacities

## 16000 MAX-ER

**Boom No. 58 HL with 98.4 ft Mast No. 59A**  
**332,000 lb Crane Counterweight**  
**120,000 lb Carbody Counterweight**  
**0 lb thru 489,850 lb Hanging Counterweight**  
**at 42.7 ft Position**  
**360 Degree Rating**



**LIFTING CAPACITIES:** Lifting capacities for various boom lengths and operating radii are for freely suspended loads and do not exceed 75% of a static tipping load. Capacities based on structural competence are denoted by an asterisk (\*).

Standard upper boom point capacity for liftcrane service with single part whip line is 30,000 lb or 60,000 lb with two part whip line. In all cases, upper boom point capacities cannot exceed those listed for main boom capacity.

Weight of all load blocks, hooks, weight ball, slings, hoist lines, etc., beneath boom point sheaves, is considered part of main boom load. Boom is not to be lowered beyond radii where combined weights are greater than rated capacity. Where no capacity is shown, operation is not intended or approved.



**HANGING COUNTERWEIGHT:** Hanging counterweight must be attached to machine and MAX-ER mode must be selected to operate. Exit MAX-ER mode before operating without hanging counterweight.



**MINIMUM LIFTING CAPACITY TO SWING AND TRAVEL:** Minimum lifting capacity to raise hanging counterweight free of ground support is required for swing and travel. Do not allow hanging counterweight to contact ground while swinging and traveling.

**OPERATING CONDITIONS:** Machine to operate in a level position on a firm uniformly supporting surface with mast up. Refer to boom rigging **No. A14546**, Wire Rope Specification chart **No. 8745-A**, Counterweight Arrangement chart **No. 8682-A** and Wind Conditions chart **No. 8688-A**. Crane operator judgment must be used to allow for dynamic load effects of swinging, hoisting or lowering, travel, wind conditions, as well as adverse operating conditions and physical machine depreciation. Refer to Operator's Manual for operating guidelines.

**MACHINE TRAVEL:** Machine to travel on a firm, level and uniformly supporting surface and boom within boom angle range shown in capacity chart. Refer to Swing and Travel Specification chart **No. 8797-A**.



**OPERATING RADIUS:** Operating radius is horizontal distance from axis of rotation to center of vertical hoist line or load block.



**BOOM ANGLE:** Boom angle in degrees ( $^{\circ}$ ) is angle between horizontal and centerline of boom butt and inserts, and is an indication of operating radius. In all cases, operating radius shall govern capacity.



**BOOM POINT ELEVATION:** Boom point elevation is vertical distance from ground level to centerline of boom point shaft.

**MACHINE EQUIPMENT:** Machine equipped with MAX-ER, 34 ft crawlers, 60 in. treads, 32 ft live mast, 98.4 ft mast, 12 part boom hoist reeving, boom support straps, 332,000 lb crane counterweight, two 30,000 lb and four 15,000 lb carbody counterweights and hanging counterweight as specified.


**WARNING:** Check amount of crane counterweight and hanging counterweight on machine before use of this chart. Refer to Operator's Manual for counterweight identification.

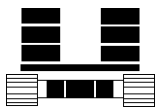
Maximum Boom Length Lifted Unassisted	
Over End of Blocked Crawlers	Over Side or End of Unblocked Crawlers
With 0 lb Hanging Counterweight	
315.0 ft	295.3 ft
With 137,850 lb Hanging Counterweight	
393.7 ft	374.0 ft
Over Side or End of Unblocked Crawlers	
With 313,850 lb Hanging Counterweight	With 489,850 lb Hanging Counterweight
393.7 ft	393.7 ft
Load block, hook and weight ball on ground at start.	

### Boom Catwalks Deduct


Deduct 1,200 lb from capacities when boom catwalks are attached.

## Explanation of Symbols


58 HL  Boom No. 58 Heavy Lift Top


 Crane Counterweight  
+  
Carbody Counterweight


 360°  
360 Degree Rating


 Hanging Counterweight  
Position From Axis of  
Rotation


 Boom Length


 Operating Radius  
(see page 1)

 Boom Angle  
(see page 1)

 Boom Point Elevation  
(see page 1)

 Hanging Counterweight  
(see page 1)

 Lifting Capacities  
(see page 1)

 Minimum Lifting Capacity  
to Swing and Travel  
(see page 1)



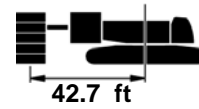
ANSI B30.5

# 16000 MAX-ER

58 HL



332,000 lb  
+  
120,000 lb

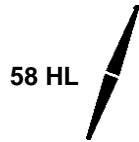


137.8 ft

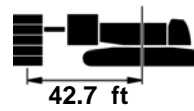
ft	°	ft	0 lb	137,850 lb		313,850 lb		489,850 lb		ft
			lb	lb	lb	lb	lb	lb		
26	82.8	145.0	756,500 *	562,000	837,400 *					26
28	82.0	144.7	704,000 *	506,200	837,400 *					28
30	81.1	144.3	658,000 *	459,800	792,600 *					30
32	80.3	143.9	617,500 *	420,700	744,100 *	740,100	837,400 *			32
34	79.5	143.5	581,400 *	387,200	701,000 *	683,500	837,400 *			34
36	78.6	143.1	547,000 *	358,300	662,400 *	634,400	802,700 *			36
38	77.7	142.6	514,600 *	333,000	627,700 *	591,600	760,900 *			38
40	76.9	142.1	485,700 *	310,700	596,200 *	553,900	723,100 *			40
45	74.7	140.7	410,400	265,100	529,300 *	476,600	642,700 *			45
50	72.5	139.1	351,300	229,900	475,200 *	417,100	577,700 *	604,700	680,300 *	50
55	70.3	137.2	306,000	202,000	428,100 *	369,800	524,100 *	537,900	617,700 *	55
60	68.1	135.2	270,200	179,200	388,100 *	331,300	479,100 *	483,600	565,100 *	60
65	65.8	132.9	241,200	160,300	352,100	299,300	440,800 *	438,600	520,400 *	65
70	63.5	130.3	217,200	144,300	318,500	272,300	407,700 *	400,600	481,900 *	70
75	61.1	127.5	197,000	130,700	290,300	249,300	379,000 *	368,200	448,300 *	75
80	58.6	124.4	179,800	118,900	266,200	229,400	353,700 *	340,100	418,800 *	80
85	56.1	121.0	165,000	108,600	245,400	212,000	331,400 *	315,600	392,700 *	85
90	53.5	117.3	152,000	99,500	227,200	196,600	310,600 *	293,900	369,400 *	90
95	50.8	113.2	140,600	91,400	211,300	183,000	291,900 *	274,800	348,600 *	95
100	48.0	108.7	130,500	84,100	197,100	170,800	275,200 *	257,600	329,700 *	100
105	45.1	103.7	121,500	77,600	184,500	159,800	260,000 *	242,100	312,600 *	105
110	42.0	98.1	113,300	71,700	173,100	149,800	246,200 *	228,100	297,000 *	110
115	38.7	91.8	106,000	66,300	162,900	140,800	233,600	215,400	282,700 *	115
120	35.1	84.8	99,300	61,300	153,600	132,400	220,900	203,700	269,600 *	120
125	31.1	76.6	93,200	56,700	145,000	124,800	209,400	193,000	257,500 *	125
130	26.5	66.9	87,600	52,500	137,200	117,700	198,900	183,000	246,200 *	130
135	21.0	54.6	82,400	48,500	130,000	111,000	189,100	173,700	230,800 *	135

# 16000 MAX-ER

ANSI B30.5



332,000 lb  
+  
120,000 lb



ft	°	ft	0 lb	137,850 lb		313,850 lb		489,850 lb		ft
			lb	lb	lb	lb	lb	lb		
28	83.0	164.6	702,900 *	512,400	749,700 *					28
30	82.3	164.3	657,000 *	465,000	749,700 *					30
32	81.5	164.0	616,400 *	425,000	743,000 *					32
34	80.8	163.6	580,300 *	390,800	699,900 *					34
36	80.0	163.2	546,300 *	361,300	661,300 *	640,000	749,700 *			36
38	79.3	162.8	513,900 *	335,600	626,600 *	596,400	749,700 *			38
40	78.6	162.4	484,900 *	312,900	595,100 *	558,100	722,000 *			40
45	76.7	161.1	410,800	266,500	528,200 *	479,700	641,600 *			45
50	74.8	159.7	351,400	230,800	474,000 *	419,300	576,600 *	608,200	679,200 *	50
55	72.9	158.2	306,000	202,500	427,300 *	371,400	523,000 *	540,600	616,600 *	55
60	71.0	156.4	270,100	179,400	387,200 *	332,400	478,000 *	485,700	564,000 *	60
65	69.0	154.4	241,000	160,300	351,900	300,100	439,600 *	440,200	519,300 *	65
70	67.0	152.3	216,900	144,200	318,200	272,900	406,600 *	401,900	480,700 *	70
75	65.0	149.9	196,700	130,400	289,900	249,600	377,900 *	369,100	447,200 *	75
80	63.0	147.3	179,400	118,500	265,700	229,500	352,600 *	340,800	417,700 *	80
85	60.9	144.5	164,500	108,100	244,900	212,000	330,200 *	316,100	391,600 *	85
90	58.7	141.4	151,500	98,900	226,700	196,500	309,600 *	294,300	368,300 *	90
95	56.6	138.1	140,100	90,700	210,700	182,800	291,000 *	275,000	347,400 *	95
100	54.3	134.4	129,900	83,400	196,600	170,500	274,200 *	257,700	328,600 *	100
105	52.0	130.5	120,900	76,900	183,900	159,500	259,000 *	242,200	311,500 *	105
110	49.6	126.2	112,700	70,900	172,600	149,500	245,300 *	228,200	295,900 *	110
115	47.1	121.5	105,400	65,500	162,300	140,400	232,700 *	215,400	281,600 *	115
120	44.5	116.4	98,700	60,600	153,000	132,100	220,400	203,700	268,500 *	120
125	41.8	110.8	92,600	56,000	144,500	124,400	208,900	193,000	256,400 *	125
130	38.9	104.6	87,000	51,800	136,700	117,400	198,300	183,200	245,200 *	130
135	35.8	97.7	81,800	47,900	129,500	110,900	188,600	174,100	234,900 *	135
140	32.4	89.9	77,100	44,300	122,800	104,900	179,700	165,600	225,200 *	140
150	24.4	70.3	68,500	37,600	111,000	93,900	163,700	150,200	207,700 *	150



ANSI B30.5

# 16000 MAX-ER

58 HL



332,000 lb  
+  
120,000 lb

360°

42.7 ft

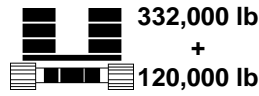


177.2 ft

ft	°	ft	0 lb	137,850 lb		313,850 lb		489,850 lb		ft
			lb	lb	lb	lb	lb	lb		
32	82.5	183.9	614,900 *	428,700	688,600 *					32
34	81.8	183.6	578,800 *	393,900	688,100 *					34
36	81.2	183.2	545,300 *	363,800	659,900 *					36
38	80.5	182.9	512,900 *	337,600	625,200 *	600,700	687,200 *			38
40	79.9	182.5	483,900 *	314,600	593,700 *	561,700	686,400 *			40
45	78.2	181.4	410,700	267,500	526,800 *	482,200	640,200 *			45
50	76.5	180.2	351,200	231,300	472,700 *	421,000	575,200 *			50
55	74.9	178.8	305,700	202,600	426,100 *	372,500	521,600 *	542,800	615,200 *	55
60	73.2	177.2	269,600	179,300	386,100 *	333,200	476,600 *	487,400	562,600 *	60
65	71.5	175.5	240,500	160,000	351,400	300,500	438,300 *	441,400	517,900 *	65
70	69.7	173.6	216,300	143,700	317,600	273,100	405,300 *	402,700	479,400 *	70
75	68.0	171.6	196,000	129,800	289,300	249,600	376,500 *	369,700	445,800 *	75
80	66.2	169.3	178,700	117,800	265,100	229,300	351,300 *	341,100	416,400 *	80
85	64.4	166.9	163,800	107,300	244,200	211,600	328,900 *	316,300	390,300 *	85
90	62.6	164.3	150,800	98,000	226,000	196,100	308,500 *	294,300	367,000 *	90
95	60.7	161.4	139,300	89,800	210,000	182,200	289,800 *	274,900	346,100 *	95
100	58.8	158.4	129,100	82,500	195,800	169,900	273,000 *	257,500	327,300 *	100
105	56.9	155.1	120,100	75,900	183,100	158,800	257,900 *	241,900	310,200 *	105
110	54.9	151.5	111,900	69,900	171,700	148,800	244,100 *	227,800	294,600 *	110
115	52.9	147.7	104,500	64,400	161,500	139,600	231,500 *	215,000	280,300 *	115
120	50.8	143.6	97,900	59,500	152,100	131,300	219,500	203,300	267,300 *	120
125	48.6	139.2	91,800	54,900	143,600	123,700	208,000	192,600	255,200 *	125
130	46.4	134.4	86,200	50,700	135,800	116,600	197,500	182,700	244,000 *	130
135	44.1	129.2	81,000	46,800	128,600	110,100	187,800	173,600	233,600 *	135
140	41.6	123.6	76,300	43,200	122,000	104,100	178,800	165,100	224,000 *	140
150	36.3	110.6	67,700	36,700	110,200	93,300	162,900	149,900	206,600 *	150
160	30.2	94.7	60,300	31,000	99,900	83,700	149,000	136,600	191,300 *	160
170	22.6	73.4	53,800	25,800	90,900	75,200	136,900	124,700	177,400 *	170

# 16000 MAX-ER

ANSI B30.5



ft	°	ft	0 lb	137,850 lb		313,850 lb		489,850 lb		ft
			lb	lb	lb	lb	lb	lb		
34	82.6	203.5	577,200 *	396,600	623,600 *					34
36	82.1	203.2	544,000 *	366,000	623,200 *					36
38	81.5	202.9	511,600 *	339,400	622,700 *					38
40	80.9	202.5	482,600 *	316,000	592,100 *					40
45	79.4	201.6	410,400	268,200	525,200 *	484,300	614,100 *			45
50	77.9	200.4	350,700	231,500	471,100 *	422,400	573,600 *			50
55	76.4	199.2	305,000	202,500	424,800 *	373,400	520,000 *			55
60	74.9	197.8	268,900	178,900	384,700 *	333,600	475,000 *	488,600	561,100 *	60
65	73.4	196.3	239,700	159,300	350,600	300,600	436,700 *	442,200	516,300 *	65
70	71.8	194.6	215,500	142,900	316,800	272,900	403,700 *	403,200	477,800 *	70
75	70.3	192.8	195,100	128,900	288,400	249,200	375,000 *	369,900	444,300 *	75
80	68.7	190.8	177,800	116,700	264,100	228,800	349,700 *	341,100	414,800 *	80
85	67.1	188.7	162,800	106,200	243,200	211,000	327,400 *	316,000	388,700 *	85
90	65.5	186.4	149,800	96,800	225,000	195,300	307,100 *	294,000	365,500 *	90
95	63.9	183.9	138,300	88,600	208,900	181,400	288,400 *	274,400	344,600 *	95
100	62.3	181.2	128,100	81,200	194,700	169,000	271,600 *	256,900	325,700 *	100
105	60.6	178.4	119,000	74,500	182,000	157,800	256,400 *	241,300	308,700 *	105
110	58.9	175.3	110,800	68,500	170,600	147,700	242,700 *	227,100	293,100 *	110
115	57.2	172.1	103,500	63,100	160,400	138,500	230,100 *	214,200	278,800 *	115
120	55.4	168.6	96,800	58,100	151,000	130,200	218,400	202,400	265,700 *	120
125	53.6	164.9	90,600	53,500	142,500	122,500	206,900	191,700	253,700 *	125
130	51.7	160.9	85,000	49,300	134,700	115,500	196,300	181,800	242,500 *	130
135	49.8	156.6	79,900	45,400	127,500	108,900	186,700	172,600	232,200 *	135
140	47.8	152.1	75,100	41,800	120,900	102,900	177,700	164,200	222,500 *	140
150	43.7	142.0	66,600	35,300	109,100	92,100	161,800	149,000	205,200 *	150
160	39.2	130.2	59,300	29,600	98,800	82,600	147,900	135,700	189,900 *	160
170	34.2	116.2	52,800	24,500	89,800	74,200	135,800	124,000	176,200 *	170
180	28.4	99.0	47,000	20,000	81,900	66,700	125,100	113,600	163,800 *	180
190	21.1	76.2	41,800	15,800	74,700	59,900	115,600	104,100	152,700 *	190



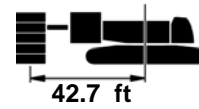
ANSI B30.5

# 16000 MAX-ER

58 HL



332,000 lb  
+  
120,000 lb

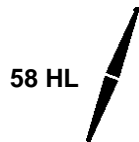


216.5 ft

ft	°	ft	0 lb	137,850 lb		313,850 lb		489,850 lb		ft
			lb	lb	lb	lb	lb	lb		
36	82.8	223.1	543,700 *	369,200	553,800 *					36
38	82.3	222.8	511,200 *	342,100	553,800 *					38
40	81.7	222.5	482,200 *	318,400	553,800 *					40
45	80.4	221.6	410,700	269,900	524,500 *	487,500	553,100 *			45
50	79.0	220.6	351,000	232,800	470,400 *	424,800	545,600 *			50
55	77.7	219.5	305,200	203,400	424,300 *	375,300	519,400 *			55
60	76.3	218.2	269,000	179,600	384,300 *	335,100	474,400 *			60
65	74.9	216.9	239,700	159,900	350,600 *	301,800	436,100 *	444,100	515,700 *	65
70	73.6	215.4	215,500	143,300	316,800	273,900	403,100 *	404,800	477,200 *	70
75	72.2	213.7	195,100	129,100	288,300	250,000	374,400 *	371,200	443,700 *	75
80	70.8	211.9	177,700	116,900	264,000	229,400	349,100 *	342,200	414,200 *	80
85	69.3	210.0	162,700	106,300	243,100	211,500	326,800 *	317,000	388,200 *	85
90	67.9	208.0	149,600	96,900	224,900	195,700	306,600 *	294,800	364,900 *	90
95	66.5	205.8	138,100	88,600	208,800	181,700	287,900 *	275,100	344,000 *	95
100	65.0	203.4	127,900	81,100	194,600	169,200	271,200 *	257,500	325,200 *	100
105	63.5	200.9	118,800	74,400	181,900	158,000	256,000 *	241,800	308,100 *	105
110	62.0	198.2	110,700	68,400	170,500	147,900	242,300 *	227,500	292,600 *	110
115	60.5	195.3	103,300	62,900	160,200	138,700	229,700 *	214,600	278,300 *	115
120	58.9	192.3	96,600	57,900	150,800	130,300	218,200	202,800	265,200 *	120
125	57.4	189.1	90,500	53,300	142,300	122,600	206,700	192,000	253,200 *	125
130	55.8	185.6	84,900	49,100	134,500	115,500	196,200	182,000	242,000 *	130
135	54.1	182.0	79,700	45,200	127,300	109,000	186,500	172,900	231,700 *	135
140	52.5	178.1	75,000	41,600	120,700	102,900	177,500	164,400	222,100 *	140
150	49.0	169.6	66,500	35,100	108,900	92,100	161,600	149,200	204,700 *	150
160	45.3	160.0	59,100	29,400	98,600	82,600	147,800	135,900	189,500 *	160
170	41.4	149.1	52,600	24,400	89,700	74,300	135,700	124,300	175,900 *	170
180	37.1	136.4	46,900	19,900	81,800	66,800	125,000	113,900	163,600 *	180
190	32.3	121.4	41,800	15,900	74,700	60,200	115,500	104,600	152,500 *	190
200	26.8	103.0	37,200	12,200	68,300	54,100	107,000	96,100	142,600 *	200
210	19.8	78.6	33,000	8,800	62,500	48,500	99,300	88,400	132,900 *	210

# 16000 MAX-ER

ANSI B30.5



332,000 lb  
+  
120,000 lb



ft	°	ft	0 lb	137,850 lb		313,850 lb		489,850 lb		ft
			lb	lb	lb	lb	lb	lb		
38	82.9	242.7	502,300 *	343,600	502,300 *					38
40	82.4	242.4	480,700 *	319,500	502,300 *					40
45	81.2	241.6	410,100	270,300	497,600 *					45
50	80.0	240.7	350,200	232,700	468,600 *	425,900	491,500 *			50
55	78.7	239.7	304,300	203,000	422,800 *	375,700	485,400 *			55
60	77.5	238.5	268,000	178,900	382,700 *	335,100	472,600 *			60
65	76.2	237.3	238,700	158,900	349,000 *	301,600	434,300 *			65
70	75.0	235.9	214,400	142,200	315,700	273,400	401,300 *	404,800	466,900 *	70
75	73.7	234.4	193,900	127,900	287,200	249,300	372,600 *	371,000	441,900 *	75
80	72.4	232.8	176,500	115,600	262,900	228,600	347,400 *	341,800	412,500 *	80
85	71.1	231.1	161,500	104,900	241,900	210,500	325,000 *	316,400	386,400 *	85
90	69.8	229.2	148,400	95,400	223,600	194,600	305,000 *	294,100	363,100 *	90
95	68.5	227.2	136,900	87,000	207,500	180,600	286,300 *	274,300	342,300 *	95
100	67.2	225.1	126,700	79,600	193,300	168,000	269,500 *	256,600	323,500 *	100
105	65.9	222.8	117,500	72,800	180,600	156,700	254,400 *	240,700	306,400 *	105
110	64.5	220.4	109,300	66,800	169,200	146,500	240,600 *	226,400	290,800 *	110
115	63.2	217.9	101,900	61,300	158,800	137,200	228,100 *	213,400	276,600 *	115
120	61.8	215.1	95,200	56,200	149,500	128,800	216,600 *	201,600	263,500 *	120
125	60.4	212.3	89,100	51,600	140,900	121,100	205,300	190,700	251,500 *	125
130	59.0	209.2	83,500	47,400	133,100	114,000	194,800	180,700	240,300 *	130
135	57.5	206.0	78,300	43,500	126,000	107,400	185,100	171,500	230,000 *	135
140	56.1	202.7	73,600	39,800	119,300	101,400	176,200	163,000	220,400 *	140
150	53.1	195.3	65,100	33,300	107,500	90,500	160,200	147,800	203,000 *	150
160	49.9	187.1	57,700	27,600	97,300	81,000	146,400	134,500	187,800 *	160
170	46.6	177.9	51,200	22,600	88,300	72,700	134,300	122,800	174,300 *	170
180	43.1	167.5	45,500	18,200	80,400	65,200	123,600	112,400	162,000 *	180
190	39.4	155.7	40,400	14,200	73,300	58,600	114,200	103,200	151,000 *	190
200	35.3	142.1	35,900	10,500	67,000	52,600	105,700	94,800	141,100 *	200
210	30.7	126.2	31,700	7,200	61,300	47,200	98,000	87,200	132,100 *	210
220	25.4	106.7	28,000	4,100	56,100	42,200	91,000	80,300	123,900 *	220
230	18.7	80.8	24,500		51,300	37,500	84,600	73,800	114,600 *	230





ANSI B30.5

# 16000 MAX-ER

58 HL



332,000 lb  
+  
120,000 lb

360°

42.7 ft



255.9 ft

ft	°	ft	0 lb	137,850 lb		313,850 lb		489,850 lb		ft
			lb	lb	lb	lb	lb	lb		
40	83.0	262.3	452,300 *	321,200	452,300 *					40
45	81.9	261.6	409,900	271,300	449,300 *					45
50	80.7	260.7	349,800	233,200	445,500 *					50
55	79.6	259.8	303,800	203,100	421,700 *	376,700	441,600 *			55
60	78.5	258.7	267,500	178,700	381,600 *	335,700	437,800 *			60
65	77.3	257.6	238,000	158,600	347,900 *	301,800	433,100 *			65
70	76.1	256.3	213,600	141,600	315,000	273,400	400,100 *			70
75	75.0	254.9	193,200	127,200	286,400	249,100	371,300 *	371,300	426,600 *	75
80	73.8	253.5	175,700	114,800	262,000	228,200	346,100 *	341,900	411,200 *	80
85	72.6	251.9	160,600	104,000	241,000	210,000	323,800 *	316,300	385,100 *	85
90	71.5	250.2	147,500	94,500	222,700	194,000	303,800 *	293,800	361,900 *	90
95	70.3	248.4	136,000	86,000	206,600	179,800	285,100 *	273,900	341,000 *	95
100	69.1	246.4	125,700	78,500	192,400	167,200	268,400 *	256,100	322,200 *	100
105	67.9	244.4	116,600	71,700	179,600	155,800	253,200 *	240,100	305,100 *	105
110	66.6	242.2	108,400	65,600	168,200	145,600	239,500 *	225,700	289,600 *	110
115	65.4	239.9	101,000	60,100	157,900	136,300	226,900 *	212,700	275,300 *	115
120	64.2	237.4	94,300	55,000	148,500	127,800	215,400 *	200,800	262,300 *	120
125	62.9	234.8	88,100	50,400	140,000	120,100	204,400	189,900	250,200 *	125
130	61.6	232.1	82,500	46,100	132,100	112,900	193,800	179,900	239,100 *	130
135	60.3	229.2	77,300	42,200	125,000	106,400	184,100	170,600	228,800 *	135
140	59.0	226.2	72,600	38,600	118,300	100,300	175,200	162,100	219,100 *	140
150	56.3	219.7	64,100	32,100	106,500	89,400	159,200	146,800	201,800 *	150
160	53.6	212.4	56,700	26,400	96,300	79,900	145,400	133,500	186,600 *	160
170	50.7	204.4	50,200	21,400	87,300	71,500	133,300	121,800	173,200 *	170
180	47.7	195.5	44,600	16,900	79,400	64,100	122,700	111,400	160,900 *	180
190	44.6	185.6	39,500	12,900	72,400	57,500	113,200	102,200	149,900 *	190
200	41.2	174.5	34,900	9,300	66,100	51,500	104,700	93,900	140,000 *	200
210	37.6	162.0	30,800	6,100	60,400	46,100	97,100	86,300	131,100 *	210
220	33.7	147.6	27,100	3,100	55,200	41,200	90,100	79,500	122,900 *	220
230	29.3	130.7	23,700		50,500	36,700	83,800	73,200	115,400 *	230
240	24.2	110.2	20,500		46,200	32,500	78,000	67,300	108,500 *	240
250	17.7	82.8	17,100 *		42,100	28,500	72,600	61,800	98,800 *	250

# 16000 MAX-ER

ANSI B30.5



332,000 lb  
+  
120,000 lb



ft	°	ft	0 lb	137,850 lb		313,850 lb		489,850 lb		ft
			lb	lb	lb	lb	lb	lb		
45	82.5	281.5	390,300 *	271,600	390,300 *					45
50	81.4	280.7	349,000	233,000	390,300 *					50
55	80.3	279.8	302,800	202,500	390,300 *					55
60	79.3	278.9	266,400	177,900	379,900 *	335,600	390,300 *			60
65	78.2	277.8	236,800	157,500	346,200 *	301,400	390,300 *			65
70	77.2	276.6	212,400	140,400	313,700	272,700	386,100 *			70
75	76.1	275.4	191,900	125,900	285,100	248,300	369,500 *			75
80	75.0	274.0	174,400	113,400	260,700	227,200	344,200 *			80
85	73.9	272.5	159,300	102,500	239,700	208,900	321,900 *	315,500	368,800 *	85
90	72.8	271.0	146,100	92,900	221,400	192,800	302,000 *	292,900	360,000 *	90
95	71.7	269.3	134,600	84,400	205,200	178,500	283,400 *	272,800	339,200 *	95
100	70.6	267.5	124,300	76,800	191,000	165,800	266,600 *	255,000	320,300 *	100
105	69.5	265.6	115,200	70,000	178,200	154,400	251,500 *	238,900	303,300 *	105
110	68.4	263.6	106,900	63,900	166,700	144,100	237,700 *	224,400	287,700 *	110
115	67.3	261.5	99,500	58,300	156,400	134,700	225,200 *	211,300	273,500 *	115
120	66.1	259.2	92,800	53,200	147,000	126,200	213,700 *	199,400	260,400 *	120
125	65.0	256.9	86,600	48,500	138,500	118,400	202,900	188,400	248,400 *	125
130	63.8	254.4	81,000	44,300	130,600	111,200	192,300	178,300	237,200 *	130
135	62.7	251.8	75,800	40,300	123,400	104,600	182,600	169,100	226,900 *	135
140	61.5	249.1	71,000	36,700	116,800	98,500	173,600	160,500	217,300 *	140
150	59.1	243.2	62,500	30,100	105,000	87,600	157,700	145,200	200,000 *	150
160	56.6	236.7	55,200	24,400	94,700	78,000	143,800	131,800	184,800 *	160
170	54.0	229.6	48,700	19,400	85,700	69,700	131,800	120,100	171,400 *	170
180	51.4	221.7	43,000	14,900	77,800	62,300	121,100	109,700	159,200 *	180
190	48.6	213.1	37,900	10,900	70,800	55,600	111,600	100,400	148,200 *	190
200	45.8	203.6	33,400	7,300	64,500	49,700	103,200	92,100	138,300 *	200
210	42.7	193.0	29,300	4,100	58,800	44,300	95,500	84,600	129,400 *	210
220	39.5	181.2	25,500		53,700	39,400	88,600	77,800	121,200 *	220
230	36.1	168.0	22,100		49,000	34,900	82,300	71,500	113,800 *	230
240	32.3	152.8	18,700 *		44,700	30,800	76,500	65,700	106,900 *	240
250	28.1	135.0	15,200 *		40,700	26,900	71,200	60,400	100,600 *	250
260	23.1	113.4	11,900 *		37,000	23,300	66,300	55,400	94,800 *	260
270	16.8	84.5	8,800 *		33,300 *	19,900	61,700	50,700	84,800 *	270



ANSI B30.5

# 16000 MAX-ER

58 HL



332,000 lb  
+  
120,000 lb

360°

42.7 ft

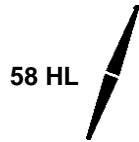


295.3 ft

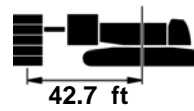
ft	°	ft	0 lb	137,850 lb		313,850 lb		489,850 lb		ft
			lb	lb	lb	lb	lb	lb		
45	83.0	301.4	327,200 *	272,600	327,200 *					45
50	82.0	300.6	327,200 *	233,500	327,200 *					50
55	81.0	299.8	302,400	202,700	327,200 *					55
60	80.0	298.9	265,900	177,900	327,200 *					60
65	79.0	297.9	236,300	157,300	327,200 *					65
70	78.0	296.8	211,800	140,100	313,100	272,900	327,200 *			70
75	77.0	295.7	191,300	125,500	284,500	248,300	324,100 *			75
80	76.0	294.4	173,700	112,900	260,100	227,100	319,100 *			80
85	75.0	293.0	158,600	101,900	239,000	208,700	314,300 *			85
90	74.0	291.6	145,400	92,200	220,700	192,400	300,900 *			90
95	73.0	290.0	133,800	83,700	204,500	178,100	282,500 *	272,700	305,200 *	95
100	72.0	288.4	123,600	76,000	190,200	165,300	265,700 *	254,800	300,800 *	100
105	71.0	286.6	114,400	69,200	177,500	153,800	250,500 *	238,600	296,500 *	105
110	69.9	284.8	106,200	63,000	166,000	143,500	236,800 *	224,100	286,700 *	110
115	68.9	282.8	98,700	57,400	155,600	134,100	224,200 *	210,900	272,500 *	115
120	67.8	280.8	92,000	52,300	146,300	125,500	212,700 *	198,900	259,400 *	120
125	66.8	278.6	85,800	47,700	137,700	117,700	202,100	187,900	247,400 *	125
130	65.7	276.3	80,200	43,400	129,900	110,500	191,500	177,800	236,200 *	130
135	64.6	273.9	75,000	39,400	122,700	103,900	181,800	168,500	225,900 *	135
140	63.5	271.4	70,300	35,700	116,000	97,700	172,900	159,900	216,300 *	140
150	61.3	266.0	61,700	29,200	104,200	86,800	156,900	144,500	199,000 *	150
160	59.1	260.1	54,400	23,500	93,900	77,200	143,100	131,100	183,800 *	160
170	56.8	253.7	47,900	18,400	85,000	68,800	131,000	119,400	170,400 *	170
180	54.4	246.6	42,200	14,000	77,100	61,400	120,300	109,000	158,300 *	180
190	52.0	238.9	37,100	10,000	70,000	54,800	110,900	99,700	147,300 *	190
200	49.4	230.5	32,600	6,400	63,700	48,800	102,400	91,400	137,400 *	200
210	46.8	221.3	28,500	3,100	58,100	43,500	94,800	83,900	128,500 *	210
220	44.0	211.2	24,800		52,900	38,600	87,900	77,000	120,400 *	220
230	41.1	200.0	21,400		48,200	34,100	81,600	70,800	112,900 *	230
240	38.0	187.6	17,800 *		44,000	30,000	75,800	65,100	106,100 *	240
250	34.7	173.6	14,300 *		40,000	26,200	70,500	59,800	99,800 *	250
260	31.0	157.7	11,100 *		36,400	22,700	65,700	54,900	94,000 *	260
270	26.9	139.1	8,100 *		32,600 *	19,400	61,200	50,300	88,600 *	270
280	22.1	116.4			28,900 *	16,200	56,900	46,000	82,600 *	280
290	15.9	86.1			25,300 *	13,200	53,000	41,900	73,300 *	290

# 16000 MAX-ER

ANSI B30.5



332,000 lb  
+  
120,000 lb



ft	°	ft	0 lb		137,850 lb		313,850 lb		489,850 lb		ft
			lb	lb	lb	lb	lb	lb	lb	lb	
50	82.5	320.5	279,800 *	233,300	279,800 *						50
55	81.6	319.8	279,800 *	202,100	279,800 *						55
60	80.6	318.9	264,700	176,900	279,800 *						60
65	79.7	318.0	235,000	156,100	279,800 *						65
70	78.8	317.0	210,500	138,700	279,800 *						70
75	77.9	315.9	189,900	123,900	279,800 *	247,200	279,800 *				75
80	76.9	314.7	172,300	111,200	258,600	225,900	279,800 *				80
85	76.0	313.4	157,100	100,100	237,500	207,300	279,800 *				85
90	75.0	312.1	143,900	90,400	219,100	190,900	279,800 *				90
95	74.1	310.6	132,300	81,800	203,000	176,500	279,500 *				95
100	73.1	309.1	122,000	74,100	188,600	163,600	263,800 *				100
105	72.2	307.5	112,800	67,200	175,800	152,100	248,600 *	237,100	277,400 *		105
110	71.2	305.7	104,500	61,000	164,400	141,600	234,800 *	222,500	276,000 *		110
115	70.3	303.9	97,100	55,300	154,000	132,200	222,300 *	209,200	270,400 *		115
120	69.3	302.0	90,300	50,200	144,600	123,600	210,800 *	197,100	257,400 *		120
125	68.3	300.0	84,200	45,500	136,000	115,700	200,200 *	186,100	245,300 *		125
130	67.3	297.9	78,500	41,200	128,200	108,500	189,800	176,000	234,200 *		130
135	66.3	295.7	73,300	37,200	120,900	101,800	180,100	166,600	223,900 *		135
140	65.3	293.4	68,500	33,500	114,300	95,700	171,100	158,000	214,300 *		140
150	63.3	288.4	60,000	26,900	102,400	84,700	155,100	142,500	197,000 *		150
160	61.2	283.0	52,600	21,200	92,200	75,100	141,300	129,100	181,800 *		160
170	59.1	277.1	46,100	16,100	83,200	66,700	129,200	117,300	168,400 *		170
180	56.9	270.7	40,400	11,700	75,300	59,200	118,600	106,900	156,300 *		180
190	54.7	263.7	35,400	7,700	68,200	52,600	109,100	97,600	145,400 *		190
200	52.4	256.1	30,800	4,100	62,000	46,600	100,600	89,300	135,500 *		200
210	50.1	247.9	26,700		56,300	41,200	93,000	81,700	126,600 *		210
220	47.7	239.0	23,000		51,200	36,400	86,100	74,900	118,500 *		220
230	45.1	229.2	19,100 *		46,500	31,900	79,800	68,700	111,000 *		230
240	42.4	218.5	15,400 *		42,200	27,800	74,100	63,000	104,200 *		240
250	39.6	206.7	11,900 *		38,300	24,000	68,800	57,700	98,000 *		250
260	36.6	193.7	8,700 *		34,300 *	20,500	64,000	52,800	92,200 *		260
270	33.4	179.0			30,400 *	17,300	59,500	48,300	86,800 *		270
280	29.9	162.4			26,700 *	14,200	55,300	44,100	81,800 *		280
290	25.9	142.9			23,200 *	11,400	51,400 *	40,100	77,100 *		290
300	21.2	119.2			19,900 *	8,600	47,100 *	36,400	69,700 *		300
310	15.2	87.4			16,700 *	6,000	43,000 *	32,800	61,500 *		310



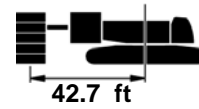
ANSI B30.5

# 16000 MAX-ER

58 HL



332,000 lb  
+  
120,000 lb

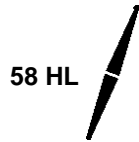


334.6 ft

ft	°	ft	137,850 lb		313,850 lb		489,850 lb		ft
			lb	lb	lb	lb	lb	lb	
55	82.1	339.7	202,100	237,700 *					55
60	81.2	338.9	176,700	237,700 *					60
65	80.3	338.0	155,700	237,700 *					65
70	79.5	337.1	138,200	237,700 *					70
75	78.6	336.0	123,300	237,500 *					75
80	77.7	334.9	110,400	237,400 *					80
85	76.8	333.7	99,300	236,600	206,800	237,100 *			85
90	75.9	332.5	89,500	218,200	190,400	237,000 *			90
95	75.1	331.1	80,800	202,000	175,800	235,800 *			95
100	74.2	329.7	73,100	187,700	162,900	234,500 *			100
105	73.3	328.1	66,200	174,900	151,300	233,300 *			105
110	72.4	326.5	59,900	163,400	140,800	232,000 *			110
115	71.5	324.9	54,200	153,000	131,300	221,100 *			115
120	70.6	323.1	49,100	143,600	122,700	209,600 *	196,400	229,400 *	120
125	69.6	321.2	44,400	135,000	114,800	199,100 *	185,300	228,200 *	125
130	68.7	319.2	40,000	127,200	107,500	188,800	175,100	226,900 *	130
135	67.8	317.2	36,000	119,900	100,800	179,100	165,700	222,700 *	135
140	66.9	315.0	32,300	113,300	94,600	170,100	157,100	213,100 *	140
150	65.0	310.4	25,700	101,400	83,600	154,100	141,600	195,800 *	150
160	63.1	305.4	20,000	91,100	74,000	140,300	128,100	180,600 *	160
170	61.1	299.9	14,900	82,200	65,500	128,200	116,300	167,200 *	170
180	59.1	294.0	10,400	74,300	58,100	117,500	105,800	155,200 *	180
190	57.1	287.7	6,400	67,200	51,400	108,100	96,500	144,200 *	190
200	55.0	280.8	2,800	60,900	45,500	99,600	88,200	134,400 *	200
210	52.9	273.3		55,300	40,100	92,000	80,600	125,500 *	210
220	50.7	265.2		50,100	35,200	85,100	73,800	117,400 *	220
230	48.4	256.5		45,500	30,700	78,800	67,600	109,900 *	230
240	46.1	247.1		41,200	26,600	73,100	61,900	103,100 *	240
250	43.6	236.8		37,200 *	22,900	67,800	56,600	96,900 *	250
260	41.0	225.5		33,000 *	19,400	63,000	51,800	91,100 *	260
270	38.3	213.2		29,100 *	16,100	58,500	47,300	85,800 *	270
280	35.4	199.5		25,400 *	13,100	54,300	43,100	80,800 *	280
290	32.3	184.2		22,000 *	10,300	50,200 *	39,200	76,100 *	290
300	28.8	166.8		18,800 *	7,600	46,000 *	35,500	71,800 *	300
310	25.0	146.5		15,700 *	5,100	42,100 *	32,000	66,700 *	310
320	20.4	121.8		12,800 *	2,700	38,300 *	28,700	59,600 *	320

# 16000 MAX-ER

ANSI B30.5



332,000 lb  
+  
120,000 lb



354.3 ft

ft	°	ft	137,850 lb		313,850 lb		489,850 lb		ft
			lb	lb	lb	lb	lb	lb	
60	81.7	358.8	175,600	205,000 *					60
65	80.9	358.0	154,500	204,900 *					65
70	80.1	357.1	136,800	204,700 *					70
75	79.2	356.1	121,800	204,700 *					75
80	78.4	355.1	108,800	204,400 *					80
85	77.6	354.0	97,600	203,800 *					85
90	76.7	352.8	87,700	202,700 *					90
95	75.9	351.5	79,000	200,500	174,300	201,600 *			95
100	75.1	350.1	71,200	186,100	161,300	200,400 *			100
105	74.2	348.7	64,300	173,300	149,600	199,300 *			105
110	73.4	347.2	58,000	161,800	139,100	198,200 *			110
115	72.5	345.6	52,300	151,400	129,500	197,100 *			115
120	71.7	344.0	47,100	142,000	120,900	195,900 *			120
125	70.8	342.2	42,400	133,400	112,900	194,800 *			125
130	70.0	340.4	38,000	125,500	105,600	187,200	173,400	193,600 *	130
135	69.1	338.4	34,000	118,300	98,900	177,500	164,000	192,500 *	135
140	68.2	336.4	30,300	111,600	92,700	168,500	155,300	191,400 *	140
150	66.5	332.1	23,600	99,800	81,600	152,500	139,700	189,100 *	150
160	64.7	327.4	17,800	89,500	72,000	138,600	126,200	178,700 *	160
170	62.9	322.4	12,800	80,500	63,500	126,500	114,400	165,300 *	170
180	61.0	316.9	8,300	72,600	56,000	115,800	103,900	153,400 *	180
190	59.1	311.0	4,300	65,500	49,400	106,400	94,600	142,400 *	190
200	57.2	304.6		59,200	43,400	97,900	86,200	132,600 *	200
210	55.3	297.8		53,600	38,000	90,300	78,600	123,600 *	210
220	53.3	290.5		48,400	33,100	83,400	71,800	115,500 *	220
230	51.2	282.5		43,800	28,600	77,100	65,600	108,100 *	230
240	49.1	274.0		39,500 *	24,500	71,400	59,900	101,300 *	240
250	46.9	264.8		34,900 *	20,800	66,100	54,600	95,100 *	250
260	44.6	254.8		30,700 *	17,300	61,300	49,800	89,300 *	260
270	42.2	244.0		26,800 *	14,100	56,800	45,300	84,000 *	270
280	39.7	232.2		23,200 *	11,100	52,500 *	41,100	79,000 *	280
290	37.1	219.3		19,800 *	8,300	48,000 *	37,200	74,400 *	290
300	34.3	205.1		16,600 *	5,700	43,900 *	33,600	70,000 *	300
310	31.2	189.2		13,600 *	3,200	39,900 *	30,100	66,000 *	310
320	27.9	171.1		10,700 *		36,300 *	26,900	61,600 *	320
330	24.1	150.0		8,100 *		32,800 *	23,800	55,900 *	330
340	19.6	124.3				29,400 *	20,900	49,500 *	340



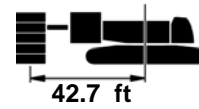
ANSI B30.5

# 16000 MAX-ER

58 HL



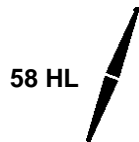
332,000 lb  
+  
120,000 lb



ft	°	ft	137,850 lb		313,850 lb		489,850 lb		ft
			lb	lb	lb	lb	lb	lb	
65	81.4	378.0	153,800	175,500 *					65
70	80.6	377.1	136,000	175,400 *					70
75	79.8	376.2	120,800	175,100 *					75
80	79.0	375.2	107,800	174,900 *					80
85	78.2	374.1	96,500	173,900 *					85
90	77.5	373.0	86,600	172,900 *					90
95	76.7	371.8	77,800	171,800 *					95
100	75.9	370.5	70,000	170,800 *					100
105	75.1	369.2	63,000	169,800 *	148,600	169,800 *			105
110	74.3	367.8	56,700	160,700	138,000	168,700 *			110
115	73.5	366.3	51,000	150,300	128,400	167,700 *			115
120	72.7	364.7	45,800	140,800	119,700	166,700 *			120
125	71.9	363.0	41,000	132,200	111,700	165,600 *			125
130	71.1	361.3	36,600	124,400	104,400	164,600 *			130
135	70.3	359.5	32,600	117,100	97,700	163,600 *			135
140	69.4	357.6	28,900	110,500	91,400	162,500 *			140
150	67.8	353.6	22,200	98,600	80,300	151,300	138,600	160,500 *	150
160	66.1	349.2	16,400	88,300	70,600	137,400	125,000	158,400 *	160
170	64.4	344.5	11,300	79,300	62,200	125,300	113,100	156,400 *	170
180	62.7	339.4	6,800	71,400	54,700	114,700	102,600	152,000 *	180
190	60.9	333.9	2,800	64,300	48,000	105,200	93,300	141,100 *	190
200	59.2	328.0		58,100	42,000	96,700	84,900	131,300 *	200
210	57.4	321.6		52,400	36,600	89,100	77,300	122,400 *	210
220	55.5	314.8		47,300	31,700	82,200	70,500	114,300 *	220
230	53.6	307.6		42,600	27,200	75,900	64,200	106,900 *	230
240	51.7	299.8		37,900 *	23,100	70,200	58,500	100,100 *	240
250	49.7	291.4		33,400 *	19,400	64,900	53,300	93,900 *	250
260	47.6	282.4		29,200 *	15,900	60,100	48,400	88,100 *	260
270	45.5	272.7		25,300 *	12,700	55,600	43,900	82,800 *	270
280	43.3	262.3		21,600 *	9,700	50,900 *	39,800	77,800 *	280
290	41.0	251.0		18,300 *	6,900	46,500 *	35,900	73,200 *	290
300	38.5	238.7		15,100 *	4,300	42,400 *	32,300	68,800 *	300
310	36.0	225.3		12,100 *	1,900	38,500 *	28,900	64,700 *	310
320	33.2	210.5		9,300 *		34,800 *	25,700	60,200 *	320
330	30.3	193.9				31,400 *	22,700	55,900 *	330
340	27.0	175.1				28,100 *	19,800	51,900 *	340
350	23.3	153.3				25,000 *	17,000	44,300 *	350
360	18.9	126.6				22,000 *	14,400	27,800 *	360

# 16000 MAX-ER

ANSI B30.5



ft	°	ft	137,850 lb		313,850 lb		489,850 lb		ft
			lb	lb	lb	lb	lb	lb	
70	81.1	397.1	134,000	151,800 *					70
75	80.3	396.2	118,800	151,500 *					75
80	79.6	395.3	105,700	151,300 *					80
85	78.8	394.3	94,300	150,600 *					85
90	78.1	393.2	84,300	149,700 *					90
95	77.3	392.1	75,500	148,700 *					95
100	76.6	390.9	67,600	147,800 *					100
105	75.8	389.6	60,600	146,800 *					105
110	75.1	388.2	54,200	145,800 *					110
115	74.3	386.8	48,500	144,900 *	126,100	144,900 *			115
120	73.6	385.3	43,200	138,800	117,300	142,000 *			120
125	72.8	383.8	38,400	130,200	109,300	140,000 *			125
130	72.0	382.1	34,000	122,300	102,000	138,000 *			130
135	71.3	380.4	30,000	115,100	95,200	136,000 *			135
140	70.5	378.6	26,300	108,400	89,000	134,000 *			140
150	68.9	374.8	19,600	96,500	77,800	130,000 *			150
160	67.4	370.7	13,800	86,200	68,100	126,000 *			160
170	65.8	366.2	8,700	77,200	59,600	122,000 *			170
180	64.2	361.5	4,100	69,300	52,100	112,500	100,100	118,000 *	180
190	62.5	356.3		62,200	45,400	103,100	90,700	114,000 *	190
200	60.9	350.8		55,900	39,400	94,600	82,300	110,000 *	200
210	59.2	344.9		50,300	34,000	87,000	74,800	106,000 *	210
220	57.5	338.6		45,100	29,100	80,100	67,900	102,000 *	220
230	55.7	331.9		40,000 *	24,600	73,800	61,600	98,000 *	230
240	53.9	324.7		35,100 *	20,500	68,100	55,900	94,000 *	240
250	52.1	317.0		30,500 *	16,700	62,800	50,700	90,000 *	250
260	50.2	308.8		26,300 *	13,300	58,000 *	45,800	85,900 *	260
270	48.3	300.0		22,400 *	10,100	52,900 *	41,400	80,500 *	270
280	46.3	290.5		18,800 *	7,100	48,100 *	37,200	75,600 *	280
290	44.2	280.4		15,400 *	4,300	43,700 *	33,300	71,000 *	290
300	42.0	269.5		12,300 *	1,700	39,600 *	29,700	66,700 *	300
310	39.8	257.7		9,300 *		35,700 *	26,300	61,900 *	310
320	37.4	245.0				32,100 *	23,100	57,400 *	320
330	34.9	231.0				28,700 *	20,100	53,200 *	330
340	32.3	215.6				25,400 *	17,300	49,200 *	340
350	29.4	198.5				22,400 *	14,600	45,500 *	350
360	26.2	179.0				19,400 *	12,100	41,900 *	360
370	22.6	156.4				16,700 *	9,600	36,900 *	370
380	18.3	128.7				14,000 *	7,200	31,600 *	380