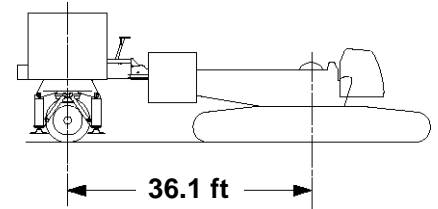




Liftcrane Boom Capacities

Boom No. 58 HL with 98.4 ft Mast No. 59A
332,000 lb Crane Counterweight
120,000 lb Carbody Counterweight
0 lb thru 511,400 lb Wheeled Counterweight
at 36.1 ft Position
360 Degree Rating

16000 MAX-ER



LIFTING CAPACITIES: Lifting capacities for various boom lengths and operating radii are for freely suspended loads and do not exceed 75% of a static tipping load. Capacities based on structural competence are denoted by an asterisk (*).

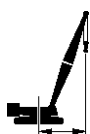
Wheeled counterweight must be attached to machine and MAX-ER mode must be selected to operate. Swing and travel (forward or side crawl) requires proper position of counterweight wheels when contacting ground. Refer to Operator's Manual for wheel positioning. Exit MAX-ER mode before operating without wheeled counterweight.

Standard upper boom point capacity for liftcrane service with single part whip line is 30,000 lb or 60,000 lb with two part whip line. In all cases, upper boom point capacities cannot exceed those listed for main boom capacity.

Weight of all load blocks, hooks, weight ball, slings, hoist lines, etc., beneath boom point sheaves, is considered part of main boom load. Boom is not to be lowered beyond radii where combined weights are greater than rated capacity. Where no capacity is shown, operation is not intended or approved.

OPERATING CONDITIONS: Machine to operate in a level position on a firm uniformly supporting surface with mast up. Refer to boom rigging **No. A14546**, Wire Rope Specification chart **No. 8745-A**, Counterweight Arrangement chart **No. 8682-A** and Wind Conditions chart **No. 8688-A**. Crane operator judgment must be used to allow for dynamic load effects of swinging, hoisting or lowering, travel, wind conditions, as well as adverse operating conditions and physical machine depreciation. Refer to Operator's Manual for operating guidelines.

MACHINE TRAVEL: Machine to travel on a firm, level and uniformly supporting surface and boom within boom angle range shown in capacity chart. Refer to Swing and Travel Specification chart **No. 8746-A**.



OPERATING RADIUS: Operating radius is horizontal distance from axis of rotation to center of vertical hoist line or load block.



BOOM ANGLE: Boom angle in degrees ($^{\circ}$) is angle between horizontal and centerline of boom butt and inserts, and is an indication of operating radius. In all cases, operating radius shall govern capacity.



BOOM POINT ELEVATION: Boom point elevation is vertical distance from ground level to centerline of boom point shaft.

MACHINE EQUIPMENT: Machine equipped with MAX-ER, 34 ft crawlers, 60 in. treads, 32 ft live mast, 98.4 ft mast, 12 part boom hoist reeving, boom support straps, 332,000 lb crane counterweight, two 30,000 lb and four 15,000 lb carbody counterweights and wheeled counterweight as specified.


WARNING: Check amount of crane counterweight and wheeled counterweight on machine before use of this chart. Refer to Operator's Manual for counterweight identification.

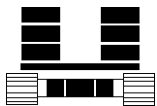
Maximum Boom Length Lifted Unassisted	
Over End of Blocked Crawlers	Over Side or End of Unblocked Crawlers
With 0 lb Wheeled Counterweight	
315.0 ft	295.3 ft
With 159,400 lb Wheeled Counterweight	
374.0 ft	(a) 374.0 ft
Over Side or End of Unblocked Crawlers	
With 335,400 lb Wheeled Counterweight	With 511,400 lb Wheeled Counterweight
393.7 ft	393.7 ft
Load block, hook and weight ball on ground at start. (a) When equipped with boom catwalks, and 159,400 lb wheeled counterweight, 374.0 ft boom cannot be raised over side or end of unblocked crawlers.	

Boom Catwalks Deduct


Deduct 1,200 lb from capacities when boom catwalks are attached.

Explanation of Symbols


58 HL  Boom No. 58 Heavy Lift Top


 Crane Counterweight
+
Carbody Counterweight


 360°
360 Degree Rating


 Wheeled Counterweight
Position From Axis of
Rotation


 Boom Length

 Operating Radius
(see page 1)

 Boom Angle
(see page 1)

 Boom Point Elevation
(see page 1)

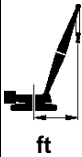







 Wheeled Counterweight

 Lifting Capacities
(see page 1)

16000 MAX-ER

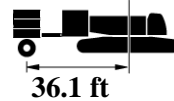
ANSI B30.5



	 ft	 °	 ft	 0 lb lb	 159,400 lb lb	 335,400 lb lb	 511,400 lb lb	 ft
26	82.8	145.0	738,600 *	837,400 *	837,400 *	837,400 *	837,400 *	26
28	82.0	144.7	687,300 *	824,600 *	837,400 *	837,400 *	837,400 *	28
30	81.1	144.3	642,400 *	771,100 *	837,400 *	837,400 *	837,400 *	30
32	80.3	143.9	602,700 *	723,900 *	837,400 *	837,400 *	837,400 *	32
34	79.5	143.5	565,700 *	681,900 *	805,500 *	837,400 *	837,400 *	34
36	78.6	143.1	530,300 *	644,300 *	761,400 *	837,400 *	837,400 *	36
38	77.7	142.6	497,600 *	610,500 *	721,700 *	832,400 *	837,400 *	38
40	76.9	142.1	464,600	579,800 *	685,800 *	791,200 *	837,400 *	40
45	74.7	140.7	388,100	514,600 *	609,400 *	703,600 *	837,400 *	45
50	72.5	139.1	331,900	461,900 *	547,600 *	632,700 *	837,400 *	50
55	70.3	137.2	288,900	415,300 *	496,600 *	574,300 *	837,400 *	55
60	68.1	135.2	254,900	376,400 *	453,800 *	525,200 *	837,400 *	60
65	65.8	132.9	227,400	339,600	417,300 *	483,500 *	837,400 *	65
70	63.5	130.3	204,600	307,100	385,900 *	447,500 *	837,400 *	70
75	61.1	127.5	185,400	279,700	358,600 *	416,200 *	837,400 *	75
80	58.6	124.4	169,100	256,400	334,600 *	388,700 *	837,400 *	80
85	56.1	121.0	154,900	236,300	312,700 *	364,300 *	837,400 *	85
90	53.5	117.3	142,600	218,700	292,800 *	342,500 *	837,400 *	90
95	50.8	113.2	131,800	203,300	275,100 *	323,000 *	837,400 *	95
100	48.0	108.7	122,200	189,600	259,200 *	305,400 *	837,400 *	100
105	45.1	103.7	113,600	177,400	244,800 *	289,400 *	837,400 *	105
110	42.0	98.1	105,900	166,400	231,600	274,900 *	837,400 *	110
115	38.7	91.8	98,900	156,400	218,500	261,500 *	837,400 *	115
120	35.1	84.8	92,500	147,400	206,600	249,300 *	837,400 *	120
125	31.1	76.6	86,700	139,200	195,700	238,000 *	837,400 *	125
130	26.5	66.9	81,400	131,600	185,800	223,600 *	837,400 *	130
135	21.0	54.6	76,400	124,600	176,500	207,200 *	837,400 *	135

16000 MAX-ER

ANSI B30.5



ft	o	ft	0 lb lb	159,400 lb lb	335,400 lb lb	511,400 lb lb	ft
28	83.0	164.6	686,200 *	749,700 *	749,700 *	749,700 *	28
30	82.3	164.3	641,300 *	749,700 *	749,700 *	749,700 *	30
32	81.5	164.0	601,600 *	722,800 *	749,700 *	749,700 *	32
34	80.8	163.6	565,000 *	680,800 *	749,700 *	749,700 *	34
36	80.0	163.2	529,600 *	643,200 *	749,700 *	749,700 *	36
38	79.3	162.8	498,100 *	609,400 *	720,600 *	749,700 *	38
40	78.6	162.4	465,200	578,700 *	684,700 *	749,700 *	40
45	76.7	161.1	388,500	513,500 *	608,300 *	702,500 *	45
50	74.8	159.7	332,100	460,800 *	546,500 *	631,600 *	50
55	72.9	158.2	288,900	414,400 *	495,500 *	573,200 *	55
60	71.0	156.4	254,800	375,500 *	452,700 *	524,100 *	60
65	69.0	154.4	227,200	339,400	416,200 *	482,400 *	65
70	67.0	152.3	204,300	306,800	384,800 *	446,400 *	70
75	65.0	149.9	185,000	279,300	357,500 *	415,100 *	75
80	63.0	147.3	168,600	256,000	333,500 *	387,500 *	80
85	60.9	144.5	154,500	235,800	311,700 *	363,200 *	85
90	58.7	141.4	142,100	218,200	291,900 *	341,400 *	90
95	56.6	138.1	131,300	202,700	274,100 *	321,900 *	95
100	54.3	134.4	121,600	189,000	258,200 *	304,300 *	100
105	52.0	130.5	113,000	176,800	243,800 *	288,300 *	105
110	49.6	126.2	105,300	165,800	230,800 *	273,800 *	110
115	47.1	121.5	98,300	155,900	217,900	260,500 *	115
120	44.5	116.4	91,900	146,800	206,000	248,200 *	120
125	41.8	110.8	86,100	138,600	195,200	236,900 *	125
130	38.9	104.6	80,800	131,000	185,200	226,500 *	130
135	35.8	97.7	75,900	124,100	176,000	216,800 *	135
140	32.4	89.9	71,400	117,700	167,600	207,800 *	140
145	28.7	81.0	67,200	111,700	159,700	199,300 *	145
150	24.4	70.3	63,200	106,200	152,400	187,600 *	150

16000 MAX-ER

ANSI B30.5

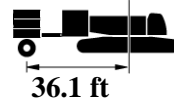


177.2 ft

ft	°	ft	0 lb	159,400 lb	335,400 lb	511,400 lb	ft
32	82.5	183.9	600,200 *	688,600 *	688,600 *	688,600 *	32
34	81.8	183.6	564,000 *	679,400 *	688,100 *	688,100 *	34
36	81.2	183.2	528,500 *	641,800 *	687,200 *	687,200 *	36
38	80.5	182.9	497,000 *	608,000 *	687,200 *	687,200 *	38
40	79.9	182.5	465,300	577,300 *	683,300 *	686,400 *	40
45	78.2	181.4	388,400	512,100 *	606,900 *	686,100 *	45
50	76.5	180.2	331,900	459,400 *	545,100 *	630,200 *	50
55	74.9	178.8	288,600	413,300 *	494,100 *	571,800 *	55
60	73.2	177.2	254,400	374,300 *	451,300 *	522,700 *	60
65	71.5	175.5	226,600	338,800	414,900 *	481,000 *	65
70	69.7	173.6	203,700	306,200	383,500 *	445,000 *	70
75	68.0	171.6	184,400	278,700	356,100 *	413,700 *	75
80	66.2	169.3	167,900	255,300	332,100 *	386,200 *	80
85	64.4	166.9	153,800	235,100	310,500 *	361,800 *	85
90	62.6	164.3	141,400	217,500	290,700 *	340,100 *	90
95	60.7	161.4	130,500	202,000	273,000 *	320,600 *	95
100	58.8	158.4	120,800	188,200	257,000 *	303,000 *	100
105	56.9	155.1	112,200	176,000	242,700 *	287,000 *	105
110	54.9	151.5	104,500	165,000	229,600 *	272,500 *	110
115	52.9	147.7	97,500	155,000	217,100	259,200 *	115
120	50.8	143.6	91,100	146,000	205,200	247,000 *	120
125	48.6	139.2	85,300	137,700	194,300	235,700 *	125
130	46.4	134.4	80,000	130,200	184,400	225,300 *	130
135	44.1	129.2	75,100	123,200	175,200	215,600 *	135
140	41.6	123.6	70,500	116,800	166,800	206,600 *	140
145	39.1	117.4	66,400	110,900	158,900	198,200 *	145
150	36.3	110.6	62,500	105,400	151,700	190,300 *	150
160	30.2	94.7	55,400	95,400	138,600	175,800 *	160
170	22.6	73.4	49,200	86,700	127,100	158,900 *	170

16000 MAX-ER

ANSI B30.5



ft	o	ft	0 lb	159,400 lb	335,400 lb	511,400 lb	ft
ft	o	ft	lb	lb	lb	lb	ft
34	82.6	203.5	562,700 *	623,600 *	623,600 *	623,600 *	34
36	82.1	203.2	527,300 *	623,200 *	623,200 *	623,200 *	36
38	81.5	202.9	495,800 *	606,300 *	622,700 *	622,700 *	38
40	80.9	202.5	465,200	575,700 *	622,600 *	622,600 *	40
45	79.4	201.6	388,100	510,500 *	605,300 *	614,100 *	45
50	77.9	200.4	331,400	457,800 *	543,500 *	605,400 *	50
55	76.4	199.2	288,000	411,900 *	492,500 *	570,200 *	55
60	74.9	197.8	253,600	373,000 *	449,700 *	521,200 *	60
65	73.4	196.3	225,800	338,100	413,300 *	479,400 *	65
70	71.8	194.6	202,800	305,300	381,900 *	443,500 *	70
75	70.3	192.8	183,500	277,800	354,600 *	412,100 *	75
80	68.7	190.8	167,000	254,300	330,600 *	384,600 *	80
85	67.1	188.7	152,800	234,100	309,100 *	360,300 *	85
90	65.5	186.4	140,400	216,500	289,300 *	338,600 *	90
95	63.9	183.9	129,500	200,900	271,600 *	319,100 *	95
100	62.3	181.2	119,800	187,200	255,600 *	301,500 *	100
105	60.6	178.4	111,100	174,900	241,300 *	285,500 *	105
110	58.9	175.3	103,400	163,900	228,200 *	271,000 *	110
115	57.2	172.1	96,400	153,900	216,000	257,700 *	115
120	55.4	168.6	90,000	144,900	204,100	245,500 *	120
125	53.6	164.9	84,200	136,600	193,200	234,200 *	125
130	51.7	160.9	78,800	129,100	183,200	223,800 *	130
135	49.8	156.6	73,900	122,100	174,100	214,100 *	135
140	47.8	152.1	69,400	115,700	165,600	205,100 *	140
145	45.8	147.2	65,200	109,800	157,800	196,700 *	145
150	43.7	142.0	61,300	104,300	150,600	188,900 *	150
160	39.2	130.2	54,300	94,300	137,500	174,400 *	160
170	34.2	116.2	48,200	85,600	126,100	161,500 *	170
180	28.4	99.0	42,700	77,900	115,900	150,000 *	180
190	21.1	76.2	37,700	71,000	106,900	135,300 *	190

16000 MAX-ER

ANSI B30.5




216.5 ft

ft	°	ft	0 lb	159,400 lb	335,400 lb	511,400 lb	ft
36	82.8	223.1	526,900 *	553,800 *	553,800 *	553,800 *	36
38	82.3	222.8	495,400 *	553,800 *	553,800 *	553,800 *	38
40	81.7	222.5	465,800	553,800 *	553,800 *	553,800 *	40
45	80.4	221.6	388,400	509,900 *	553,100 *	553,100 *	45
50	79.0	220.6	331,600	457,200 *	542,800 *	545,600 *	50
55	77.7	219.5	288,100	411,500 *	491,900 *	538,200 *	55
60	76.3	218.2	253,700	372,500 *	449,100 *	520,600 *	60
65	74.9	216.9	225,900	338,100	412,700 *	478,800 *	65
70	73.6	215.4	202,800	305,300	381,300 *	442,900 *	70
75	72.2	213.7	183,500	277,800	354,000 *	411,600 *	75
80	70.8	211.9	166,900	254,300	330,000 *	384,100 *	80
85	69.3	210.0	152,700	234,000	308,700 *	359,700 *	85
90	67.9	208.0	140,300	216,400	288,800 *	338,000 *	90
95	66.5	205.8	129,300	200,800	271,100 *	318,500 *	95
100	65.0	203.4	119,600	187,000	255,200 *	300,900 *	100
105	63.5	200.9	111,000	174,800	240,800 *	285,000 *	105
110	62.0	198.2	103,200	163,700	227,800 *	270,500 *	110
115	60.5	195.3	96,200	153,800	215,800	257,200 *	115
120	58.9	192.3	89,800	144,700	203,900	245,000 *	120
125	57.4	189.1	84,000	136,400	193,000	233,700 *	125
130	55.8	185.6	78,700	128,900	183,100	223,300 *	130
135	54.1	182.0	73,800	121,900	173,900	213,600 *	135
140	52.5	178.1	69,200	115,500	165,500	204,600 *	140
145	50.7	174.0	65,100	109,600	157,600	196,300 *	145
150	49.0	169.6	61,200	104,100	150,400	188,400 *	150
160	45.3	160.0	54,200	94,200	137,300	174,100 *	160
170	41.4	149.1	48,000	85,500	125,900	161,200 *	170
180	37.1	136.4	42,600	77,800	115,800	149,700 *	180
190	32.3	121.4	37,700	71,000	106,800	139,400 *	190
200	26.8	103.0	33,300	64,800	98,800	130,100 *	200
210	19.8	78.6	29,300	59,200	91,400	117,000 *	210

16000 MAX-ER

ANSI B30.5



ft	o	ft	0 lb lb	159,400 lb lb	335,400 lb lb	511,400 lb lb	ft
38	82.9	242.7	493,900 *	502,300 *	502,300 *	502,300 *	38
40	82.4	242.4	465,300	502,300 *	502,300 *	502,300 *	40
45	81.2	241.6	387,800	497,600 *	497,600 *	497,600 *	45
50	80.0	240.7	330,900	455,400 *	491,500 *	491,500 *	50
55	78.7	239.7	287,200	409,900 *	485,400 *	485,400 *	55
60	77.5	238.5	252,800	370,900 *	447,300 *	479,200 *	60
65	76.2	237.3	224,800	337,000	410,900 *	473,000 *	65
70	75.0	235.9	201,700	304,200	379,500 *	441,100 *	70
75	73.7	234.4	182,300	276,600	352,200 *	409,800 *	75
80	72.4	232.8	165,700	253,100	328,200 *	382,300 *	80
85	71.1	231.1	151,500	232,800	307,000 *	358,000 *	85
90	69.8	229.2	139,000	215,100	287,200 *	336,200 *	90
95	68.5	227.2	128,100	199,500	269,500 *	316,800 *	95
100	67.2	225.1	118,300	185,800	253,600 *	299,200 *	100
105	65.9	222.8	109,700	173,400	239,200 *	283,300 *	105
110	64.5	220.4	101,900	162,400	226,100 *	268,700 *	110
115	63.2	217.9	94,800	152,400	214,200 *	255,400 *	115
120	61.8	215.1	88,500	143,300	202,500	243,200 *	120
125	60.4	212.3	82,600	135,100	191,700	232,000 *	125
130	59.0	209.2	77,300	127,500	181,700	221,600 *	130
135	57.5	206.0	72,400	120,600	172,500	211,900 *	135
140	56.1	202.7	67,900	114,100	164,100	203,000 *	140
145	54.6	199.1	63,700	108,200	156,300	194,600 *	145
150	53.1	195.3	59,800	102,700	149,000	186,800 *	150
160	49.9	187.1	52,800	92,800	135,900	172,500 *	160
170	46.6	177.9	46,600	84,100	124,500	159,600 *	170
180	43.1	167.5	41,200	76,400	114,400	148,100 *	180
190	39.4	155.7	36,300	69,600	105,500	137,900 *	190
200	35.3	142.1	32,000	63,500	97,400	128,600 *	200
210	30.7	126.2	28,100	57,900	90,200	120,200 *	210
220	25.4	106.7	24,400	52,900	83,600	112,600 *	220
230	18.7	80.8	21,100	48,300	77,500	100,000 *	230

16000 MAX-ER

ANSI B30.5

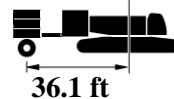


255.9 ft

ft	°	ft	0 lb	159,400 lb	335,400 lb	511,400 lb	ft
40	83.0	262.3	452,300 *	452,300 *	452,300 *	452,300 *	40
45	81.9	261.6	387,600	449,300 *	449,300 *	449,300 *	45
50	80.7	260.7	330,500	445,500 *	445,500 *	445,500 *	50
55	79.6	259.8	286,700	408,800 *	441,600 *	441,600 *	55
60	78.5	258.7	252,200	369,800 *	437,800 *	437,800 *	60
65	77.3	257.6	224,200	336,400	409,600 *	434,000 *	65
70	76.1	256.3	201,000	303,500	378,300 *	430,300 *	70
75	75.0	254.9	181,500	275,800	351,000 *	408,500 *	75
80	73.8	253.5	164,900	252,300	327,000 *	381,000 *	80
85	72.6	251.9	150,600	231,900	305,700 *	356,700 *	85
90	71.5	250.2	138,100	214,200	286,000 *	335,000 *	90
95	70.3	248.4	127,200	198,600	268,300 *	315,500 *	95
100	69.1	246.4	117,400	184,800	252,400 *	297,900 *	100
105	67.9	244.4	108,700	172,500	238,000 *	282,000 *	105
110	66.6	242.2	100,900	161,400	225,000 *	267,500 *	110
115	65.4	239.9	93,900	151,400	213,100 *	254,200 *	115
120	64.2	237.4	87,500	142,400	201,600	242,000 *	120
125	62.9	234.8	81,700	134,100	190,700	230,700 *	125
130	61.6	232.1	76,300	126,500	180,700	220,300 *	130
135	60.3	229.2	71,400	119,600	171,500	210,700 *	135
140	59.0	226.2	66,900	113,200	163,100	201,700 *	140
145	57.7	223.0	62,700	107,200	155,300	193,300 *	145
150	56.3	219.7	58,800	101,700	148,000	185,500 *	150
160	53.6	212.4	51,800	91,800	134,900	171,300 *	160
170	50.7	204.4	45,600	83,100	123,500	158,500 *	170
180	47.7	195.5	40,200	75,500	113,500	147,000 *	180
190	44.6	185.6	35,400	68,600	104,500	136,800 *	190
200	41.2	174.5	31,000	62,500	96,500	127,500 *	200
210	37.6	162.0	27,100	57,000	89,300	119,200 *	210
220	33.7	147.6	23,600	52,000	82,700	111,600 *	220
230	29.3	130.7	20,300	47,500	76,700	104,600 *	230
240	24.2	110.2	17,300	43,300	71,200	96,300 *	240
250	17.7	82.8	14,100 *	39,300	66,200	85,400 *	250

16000 MAX-ER

ANSI B30.5



ft	o	ft	0 lb	159,400 lb	335,400 lb	511,400 lb	ft
45	82.5	281.5	386,900	390,300 *	390,300 *	390,300 *	45
50	81.4	280.7	329,600	390,300 *	390,300 *	390,300 *	50
55	80.3	279.8	285,800	390,300 *	390,300 *	390,300 *	55
60	79.3	278.9	251,100	368,200 *	390,300 *	390,300 *	60
65	78.2	277.8	223,000	335,200	390,300 *	390,300 *	65
70	77.2	276.6	199,800	302,300	376,400 *	386,100 *	70
75	76.1	275.4	180,300	274,600	349,100 *	380,100 *	75
80	75.0	274.0	163,600	251,000	325,100 *	374,300 *	80
85	73.9	272.5	149,300	230,600	303,900 *	354,800 *	85
90	72.8	271.0	136,800	212,900	284,300 *	333,100 *	90
95	71.7	269.3	125,800	197,200	266,600 *	313,600 *	95
100	70.6	267.5	116,000	183,400	250,700 *	296,100 *	100
105	69.5	265.6	107,300	171,100	236,300 *	280,100 *	105
110	68.4	263.6	99,500	160,000	223,200 *	265,600 *	110
115	67.3	261.5	92,400	150,000	211,300 *	252,300 *	115
120	66.1	259.2	86,000	140,900	200,100	240,100 *	120
125	65.0	256.9	80,200	132,600	189,200	228,900 *	125
130	63.8	254.4	74,800	125,000	179,200	218,500 *	130
135	62.7	251.8	69,900	118,100	170,000	208,900 *	135
140	61.5	249.1	65,300	111,600	161,600	199,900 *	140
145	60.3	246.2	61,100	105,700	153,700	191,500 *	145
150	59.1	243.2	57,200	100,200	146,500	183,700 *	150
160	56.6	236.7	50,200	90,200	133,400	169,500 *	160
170	54.0	229.6	44,100	81,600	122,000	156,700 *	170
180	51.4	221.7	38,700	73,900	111,900	145,300 *	180
190	48.6	213.1	33,800	67,100	103,000	135,100 *	190
200	45.8	203.6	29,500	61,000	94,900	125,800 *	200
210	42.7	193.0	25,600	55,500	87,700	117,500 *	210
220	39.5	181.2	22,000	50,500	81,200	109,900 *	220
230	36.1	168.0	18,800	45,900	75,200	102,900 *	230
240	32.3	152.8	15,700 *	41,800	69,800	96,600 *	240
250	28.1	135.0	12,300 *	37,900	64,700	90,700 *	250
260	23.1	113.4	9,100 *	34,400	60,100	81,900 *	260
270	16.8	84.5		30,400 *	55,700	72,400 *	270

16000 MAX-ER

ANSI B30.5



332,000 lb
+
120,000 lb



36.1 ft

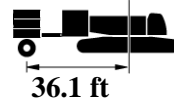


295.3 ft

ft	°	ft	0 lb	159,400 lb	335,400 lb	511,400 lb	ft
45	83.0	301.4	327,200 *	327,200 *	327,200 *	327,200 *	45
50	82.0	300.6	327,200 *	327,200 *	327,200 *	327,200 *	50
55	81.0	299.8	285,300	327,200 *	327,200 *	327,200 *	55
60	80.0	298.9	250,600	327,200 *	327,200 *	327,200 *	60
65	79.0	297.9	222,400	327,200 *	327,200 *	327,200 *	65
70	78.0	296.8	199,200	301,700	327,200 *	327,200 *	70
75	77.0	295.7	179,600	273,900	324,100 *	324,100 *	75
80	76.0	294.4	163,000	250,300	319,100 *	319,100 *	80
85	75.0	293.0	148,600	229,900	302,800 *	314,300 *	85
90	74.0	291.6	136,100	212,100	283,400 *	309,700 *	90
95	73.0	290.0	125,000	196,500	265,600 *	305,200 *	95
100	72.0	288.4	115,300	182,700	249,700 *	295,000 *	100
105	71.0	286.6	106,600	170,300	235,300 *	279,100 *	105
110	69.9	284.8	98,700	159,200	222,300 *	264,600 *	110
115	68.9	282.8	91,700	149,200	210,400 *	251,300 *	115
120	67.8	280.8	85,200	140,100	199,300	239,100 *	120
125	66.8	278.6	79,400	131,800	188,400	227,900 *	125
130	65.7	276.3	74,000	124,200	178,400	217,500 *	130
135	64.6	273.9	69,100	117,300	169,200	207,900 *	135
140	63.5	271.4	64,600	110,800	160,800	198,900 *	140
145	62.4	268.8	60,400	104,900	152,900	190,500 *	145
150	61.3	266.0	56,500	99,400	145,700	182,700 *	150
160	59.1	260.1	49,400	89,500	132,600	168,500 *	160
170	56.8	253.7	43,300	80,800	121,200	155,800 *	170
180	54.4	246.6	37,900	73,100	111,100	144,400 *	180
190	52.0	238.9	33,000	66,300	102,200	134,200 *	190
200	49.4	230.5	28,700	60,200	94,200	125,000 *	200
210	46.8	221.3	24,800	54,700	87,000	116,600 *	210
220	44.0	211.2	21,300	49,700	80,400	109,000 *	220
230	41.1	200.0	18,100	45,200	74,500	102,100 *	230
240	38.0	187.6	14,700 *	41,100	69,100	95,700 *	240
250	34.7	173.6	11,400 *	37,200	64,100	89,900 *	250
260	31.0	157.7	8,300 *	33,600 *	59,400	84,500 *	260
270	26.9	139.1		29,700 *	55,200	78,500 *	270
280	22.1	116.4		26,100 *	51,200	70,300 *	280
290	15.9	86.1		22,600 *	47,100 *	61,800 *	290

16000 MAX-ER

ANSI B30.5



ft	o	ft	0 lb	159,400 lb	335,400 lb	511,400 lb	ft
ft	o	ft	lb	lb	lb	lb	ft
50	82.5	320.5	279,800 *	279,800 *	279,800 *	279,800 *	50
55	81.6	319.8	279,800 *	279,800 *	279,800 *	279,800 *	55
60	80.6	318.9	249,400	279,800 *	279,800 *	279,800 *	60
65	79.7	318.0	221,200	279,800 *	279,800 *	279,800 *	65
70	78.8	317.0	197,900	279,800 *	279,800 *	279,800 *	70
75	77.9	315.9	178,200	272,600	279,800 *	279,800 *	75
80	76.9	314.7	161,500	248,900	279,800 *	279,800 *	80
85	76.0	313.4	147,100	228,400	279,800 *	279,800 *	85
90	75.0	312.1	134,500	210,600	279,800 *	279,800 *	90
95	74.1	310.6	123,500	195,000	263,700 *	279,500 *	95
100	73.1	309.1	113,700	181,100	247,800 *	278,900 *	100
105	72.2	307.5	104,900	168,700	233,400 *	277,100 *	105
110	71.2	305.7	97,100	157,600	220,300 *	262,600 *	110
115	70.3	303.9	90,000	147,600	208,400 *	249,300 *	115
120	69.3	302.0	83,600	138,400	197,500 *	237,100 *	120
125	68.3	300.0	77,700	130,100	186,700	225,900 *	125
130	67.3	297.9	72,300	122,500	176,700	215,500 *	130
135	66.3	295.7	67,400	115,600	167,500	205,800 *	135
140	65.3	293.4	62,800	109,100	159,000	196,900 *	140
145	64.3	290.9	58,600	103,200	151,200	188,500 *	145
150	63.3	288.4	54,700	97,600	143,900	180,700 *	150
160	61.2	283.0	47,700	87,700	130,900	166,500 *	160
170	59.1	277.1	41,500	79,000	119,400	153,900 *	170
180	56.9	270.7	36,100	71,300	109,300	142,500 *	180
190	54.7	263.7	31,300	64,500	100,400	132,200 *	190
200	52.4	256.1	26,900	58,400	92,400	123,000 *	200
210	50.1	247.9	23,000	52,900	85,200	114,700 *	210
220	47.7	239.0	19,500	48,000	78,700	107,100 *	220
230	45.1	229.2	15,900 *	43,400	72,700	100,200 *	230
240	42.4	218.5	12,300 *	39,300	67,300	93,900 *	240
250	39.6	206.7	9,000 *	35,400 *	62,300	88,000 *	250
260	36.6	193.7		31,300 *	57,700	82,600 *	260
270	33.4	179.0		27,400 *	53,500	77,600 *	270
280	29.9	162.4		23,900 *	49,400 *	72,900 *	280
290	25.9	142.9		20,500 *	45,100 *	65,500 *	290
300	21.2	119.2		17,300 *	41,100 *	58,300 *	300
310	15.2	87.4		14,200 *	37,200 *	50,700 *	310

16000 MAX-ER







ANSI B30.5




332,000 lb
 +

120,000 lb



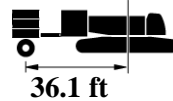
ft	°	ft	 159,400 lb  lb	 335,400 lb  lb	 511,400 lb  lb	ft
50	82.9	340.4	237,700 *	237,700 *	237,700 *	50
55	82.1	339.7	237,700 *	237,700 *	237,700 *	55
60	81.2	338.9	237,700 *	237,700 *	237,700 *	60
65	80.3	338.0	237,700 *	237,700 *	237,700 *	65
70	79.5	337.1	237,700 *	237,700 *	237,700 *	70
75	78.6	336.0	237,500 *	237,500 *	237,500 *	75
80	77.7	334.9	237,400 *	237,400 *	237,400 *	80
85	76.8	333.7	227,500	237,100 *	237,100 *	85
90	75.9	332.5	209,700	237,000 *	237,000 *	90
95	75.1	331.1	194,000	235,800 *	235,800 *	95
100	74.2	329.7	180,100	234,500 *	234,500 *	100
105	73.3	328.1	167,700	232,200 *	233,300 *	105
110	72.4	326.5	156,600	219,200 *	232,000 *	110
115	71.5	324.9	146,600	207,300 *	230,700 *	115
120	70.6	323.1	137,500	196,400 *	229,400 *	120
125	69.6	321.2	129,100	185,700	224,600 *	125
130	68.7	319.2	121,500	175,700	214,300 *	130
135	67.8	317.2	114,600	166,500	204,600 *	135
140	66.9	315.0	108,100	158,000	195,700 *	140
145	65.9	312.7	102,100	150,200	187,300 *	145
150	65.0	310.4	96,600	142,900	179,500 *	150
160	63.1	305.4	86,700	129,800	165,300 *	160
170	61.1	299.9	78,000	118,400	152,700 *	170
180	59.1	294.0	70,300	108,300	141,300 *	180
190	57.1	287.7	63,500	99,400	131,100 *	190
200	55.0	280.8	57,400	91,400	121,900 *	200
210	52.9	273.3	51,900	84,200	113,600 *	210
220	50.7	265.2	46,900	77,600	106,000 *	220
230	48.4	256.5	42,400	71,700	99,100 *	230
240	46.1	247.1	38,300	66,300	92,800 *	240
250	43.6	236.8	34,100 *	61,300	86,900 *	250
260	41.0	225.5	30,000 *	56,700	81,500 *	260
270	38.3	213.2	26,200 *	52,500	76,500 *	270
280	35.4	199.5	22,600 *	48,200 *	71,900 *	280
290	32.3	184.2	19,300 *	43,900 *	67,500 *	290
300	28.8	166.8	16,200 *	40,000 *	61,900 *	300
310	25.0	146.5	13,200 *	36,200 *	55,400 *	310
320	20.4	121.8	10,400 *	32,600 *	48,900 *	320

16000 MAX-ER

ANSI B30.5



332,000 lb
+
120,000 lb



354.3 ft

ft	°	ft	159,400 lb	335,400 lb	511,400 lb	ft
55	82.5	359.6	205,100 *	205,100 *	205,100 *	55
60	81.7	358.8	205,000 *	205,000 *	205,000 *	60
65	80.9	358.0	204,900 *	204,900 *	204,900 *	65
70	80.1	357.1	204,700 *	204,700 *	204,700 *	70
75	79.2	356.1	204,700 *	204,700 *	204,700 *	75
80	78.4	355.1	204,400 *	204,400 *	204,400 *	80
85	77.6	354.0	203,800 *	203,800 *	203,800 *	85
90	76.7	352.8	202,700 *	202,700 *	202,700 *	90
95	75.9	351.5	192,500	201,600 *	201,600 *	95
100	75.1	350.1	178,600	200,400 *	200,400 *	100
105	74.2	348.7	166,200	199,300 *	199,300 *	105
110	73.4	347.2	155,000	198,200 *	198,200 *	110
115	72.5	345.6	145,000	197,100 *	197,100 *	115
120	71.7	344.0	135,900	194,500 *	195,900 *	120
125	70.8	342.2	127,500	184,100	194,800 *	125
130	70.0	340.4	119,900	174,100	193,600 *	130
135	69.1	338.4	112,900	164,900	192,500 *	135
140	68.2	336.4	106,500	156,400	191,400 *	140
145	67.3	334.3	100,500	148,500	185,400 *	145
150	66.5	332.1	95,000	141,300	177,600 *	150
160	64.7	327.4	85,000	128,200	163,400 *	160
170	62.9	322.4	76,300	116,700	150,900 *	170
180	61.0	316.9	68,600	106,600	139,500 *	180
190	59.1	311.0	61,800	97,700	129,300 *	190
200	57.2	304.6	55,700	89,700	120,100 *	200
210	55.3	297.8	50,200	82,500	111,800 *	210
220	53.3	290.5	45,300	75,900	104,200 *	220
230	51.2	282.5	40,700	70,000	97,300 *	230
240	49.1	274.0	36,200 *	64,600	91,000 *	240
250	46.9	264.8	31,800 *	59,600	85,100 *	250
260	44.6	254.8	27,700 *	55,100	79,800 *	260
270	42.2	244.0	23,900 *	50,500 *	74,800 *	270
280	39.7	232.2	20,400 *	46,000 *	70,100 *	280
290	37.1	219.3	17,100 *	41,700 *	65,800 *	290
300	34.3	205.1	14,000 *	37,800 *	61,300 *	300
310	31.2	189.2	11,100 *	34,100 *	56,800 *	310
320	27.9	171.1	8,300 *	30,600 *	51,100 *	320
330	24.1	150.0		27,300 *	45,200 *	330
340	19.6	124.3		24,100 *	39,400 *	340

16000 MAX-ER

ANSI B30.5



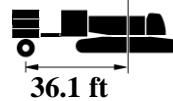
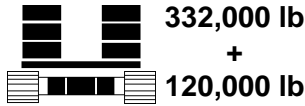
332,000 lb
+
120,000 lb



ft	°	ft	159,400 lb lb	335,400 lb lb	511,400 lb lb	ft
55	82.9	379.5	175,800 *	175,800 *	175,800 *	55
60	82.1	378.7	175,700 *	175,700 *	175,700 *	60
65	81.4	378.0	175,500 *	175,500 *	175,500 *	65
70	80.6	377.1	175,400 *	175,400 *	175,400 *	70
75	79.8	376.2	175,100 *	175,100 *	175,100 *	75
80	79.0	375.2	174,900 *	174,900 *	174,900 *	80
85	78.2	374.1	173,900 *	173,900 *	173,900 *	85
90	77.5	373.0	172,900 *	172,900 *	172,900 *	90
95	76.7	371.8	171,800 *	171,800 *	171,800 *	95
100	75.9	370.5	170,800 *	170,800 *	170,800 *	100
105	75.1	369.2	165,000	169,800 *	169,800 *	105
110	74.3	367.8	153,900	168,700 *	168,700 *	110
115	73.5	366.3	143,800	167,700 *	167,700 *	115
120	72.7	364.7	134,700	166,700 *	166,700 *	120
125	71.9	363.0	126,400	165,600 *	165,600 *	125
130	71.1	361.3	118,700	164,600 *	164,600 *	130
135	70.3	359.5	111,700	163,600 *	163,600 *	135
140	69.4	357.6	105,300	155,200	162,500 *	140
145	68.6	355.6	99,300	147,400	161,500 *	145
150	67.8	353.6	93,800	140,100	160,500 *	150
160	66.1	349.2	83,800	127,000	158,400 *	160
170	64.4	344.5	75,100	115,500	149,600 *	170
180	62.7	339.4	67,400	105,500	138,200 *	180
190	60.9	333.9	60,600	96,500	128,000 *	190
200	59.2	328.0	54,500	88,500	118,800 *	200
210	57.4	321.6	49,000	81,300	110,500 *	210
220	55.5	314.8	44,100	74,800	102,900 *	220
230	53.6	307.6	39,500 *	68,800	96,000 *	230
240	51.7	299.8	34,600 *	63,400	89,700 *	240
250	49.7	291.4	30,200 *	58,500	83,900 *	250
260	47.6	282.4	26,100 *	53,800 *	78,500 *	260
270	45.5	272.7	22,400 *	48,900 *	73,500 *	270
280	43.3	262.3	18,800 *	44,400 *	68,900 *	280
290	41.0	251.0	15,500 *	40,200 *	64,600 *	290
300	38.5	238.7	12,500 *	36,300 *	59,800 *	300
310	36.0	225.3	9,600 *	32,600 *	55,300 *	310
320	33.2	210.5		29,200 *	51,200 *	320
330	30.3	193.9		25,900 *	47,200 *	330
340	27.0	175.1		22,800 *	42,000 *	340
350	23.3	153.3		19,900 *	36,700 *	350
360	18.9	126.6		17,000 *	27,800 *	360

16000 MAX-ER

ANSI B30.5



ft	°	ft	335,400 lb lb	511,400 lb lb
60	82.5	398.6	152,100 *	152,100 *
65	81.8	397.9	151,900 *	151,900 *
70	81.1	397.1	151,800 *	151,800 *
75	80.3	396.2	151,500 *	151,500 *
80	79.6	395.3	151,300 *	151,300 *
85	78.8	394.3	150,600 *	150,600 *
90	78.1	393.2	149,700 *	149,700 *
95	77.3	392.1	148,700 *	148,700 *
100	76.6	390.9	147,800 *	147,800 *
105	75.8	389.6	146,800 *	146,800 *
110	75.1	388.2	145,800 *	145,800 *
115	74.3	386.8	144,900 *	144,900 *
120	73.6	385.3	142,000 *	142,000 *
125	72.8	383.8	140,000 *	140,000 *
130	72.0	382.1	138,000 *	138,000 *
135	71.3	380.4	136,000 *	136,000 *
140	70.5	378.6	134,000 *	134,000 *
145	69.7	376.8	132,000 *	132,000 *
150	68.9	374.8	130,000 *	130,000 *
160	67.4	370.7	124,900	126,000 *
170	65.8	366.2	113,400	122,000 *
180	64.2	361.5	103,300	118,000 *
190	62.5	356.3	94,400	114,000 *
200	60.9	350.8	86,400	110,000 *
210	59.2	344.9	79,200	106,000 *
220	57.5	338.6	72,600	100,700 *
230	55.7	331.9	66,700	93,800 *
240	53.9	324.7	61,300	87,500 *
250	52.1	317.0	56,200 *	81,700 *
260	50.2	308.8	50,900 *	76,300 *
270	48.3	300.0	46,100 *	71,300 *
280	46.3	290.5	41,600 *	66,700 *
290	44.2	280.4	37,400 *	61,800 *
300	42.0	269.5	33,500 *	57,000 *
310	39.8	257.7	29,900 *	52,600 *
320	37.4	245.0	26,400 *	48,400 *
330	34.9	231.0	23,200 *	44,500 *
340	32.3	215.6	20,100 *	40,800 *
350	29.4	198.5	17,200 *	37,100 *
360	26.2	179.0	14,400 *	32,200 *