

Mat / Réactions
Maste / Eckdrücke



Masts / Reactions
Mástil / Reacciones

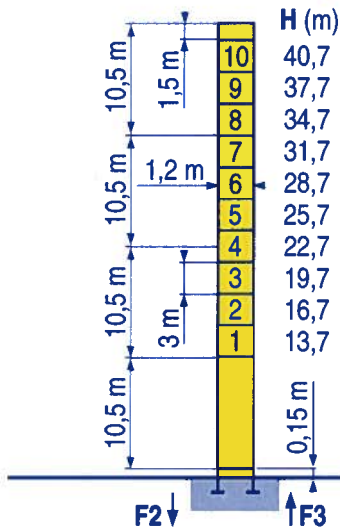


Torre / Reazioni
Tramo/Reações



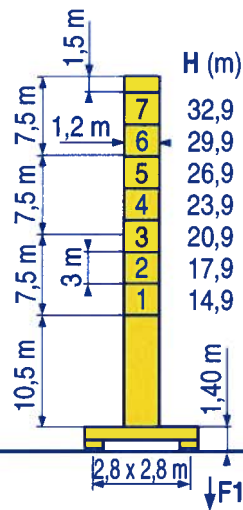
Ø 1,2 m

20 m → 40 m



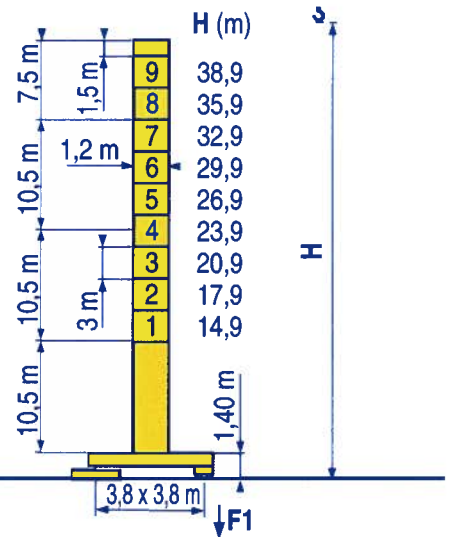
P 12 C

F2	● 64 t	■ 113 t
F3	● 51 t	■ 100 t
⚖️	15,5 t	



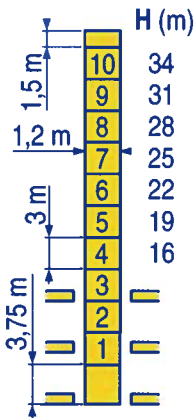
ZE 12 A

F1	● 43 t	■ 58 t
⚖️	18 t	

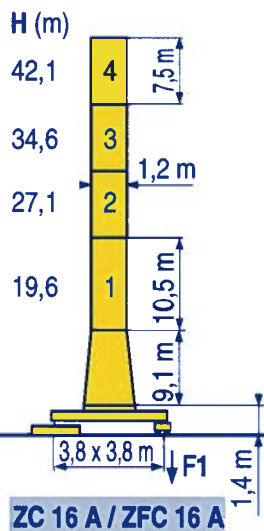


ZF 12 A / ZFC 12 A

F1	● 43 t	■ 61 t
⚖️	20,5 t	

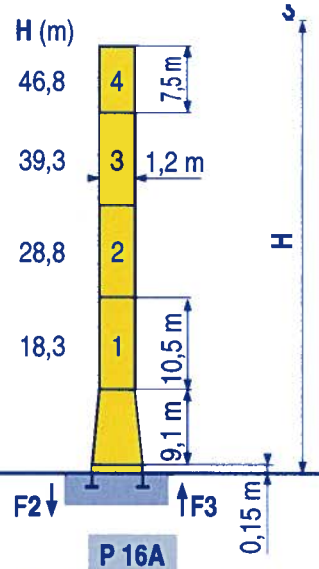


B 125 A / P 12 B



ZC 16 A / ZFC 16 A

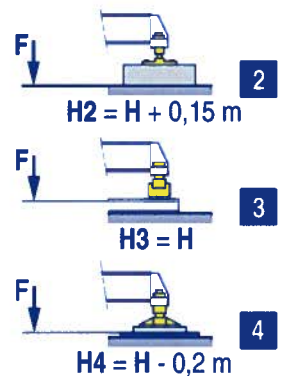
F1	● 44 t	■ 67 t
⚖️	23 t	



P 16A

F2	● 57 t	■ 109 t
F3	● 43 t	■ 95 t
⚖️	19 t	

ZE - ZF - ZC - ZFC



LUJ 4

	Voir télescopage sur dalles		Siehe Kletterkrane im Gebäude		See climbing crane		Vea grua trepadora		Consultare gru in cavedio		Ver telescopagem sobre lajes	
●	Réactions en service		Reaktionskräfte in Betrieb		Reactions in service		Reacciones en servicio		Reazioni in servizio		Reações em serviço	
■	Réactions hors service		Reaktionskräfte außer Betrieb		Reactions out of service		Reacciones fuera de servicio		Reazioni fuori servizio		Reações fora de serviço	
⚖️	A vide sans lest (ni train de transport) avec flèche et hauteur maximum.		Ohne Last, Ballast (und Transportachse), mit Maximalausleger und Maximalhöhe.		Without load, ballast (or transport axes), with maximum jib and maximum height.		Sin carga, sin lastre, (ni tren de transporte), flecha y altura máxima.		A vuoto, senza zavorra (ne assali di trasporto) con braccio massimo e altezza massima.		Sem carga (nem trem de transporte)-sem lastro com lança e altura máximas.	

Courbes de charges
Lastkurven



Load diagrams
Curvas de cargas



Curve di carico
Curva de cargas



40 m	1,75 ▶	18,6	20	22	25	27	30	32	35	37	40 m
		2,5	2,3	2,1	1,78	1,62	1,43	1,32	1,18	1,1	1 t
35 m	1,75 ▶		20,1	22	25	27	30	32	35 m		
			2,5	2,25	1,95	1,78	1,57	1,45	1,3		
30 m	1,75 ▶		20,5	22	25	27	30 m				
			2,5	2,3	1,98	1,81	1,6				
25 m	1,75 ▶		20,6	22	25 m						
			2,5	2,3	2 t						
20 m	1,75 ▶		20 m								
			2,5 t								

LWJ1

Télescopage sur dalles
Kletterkrane im Gebäude



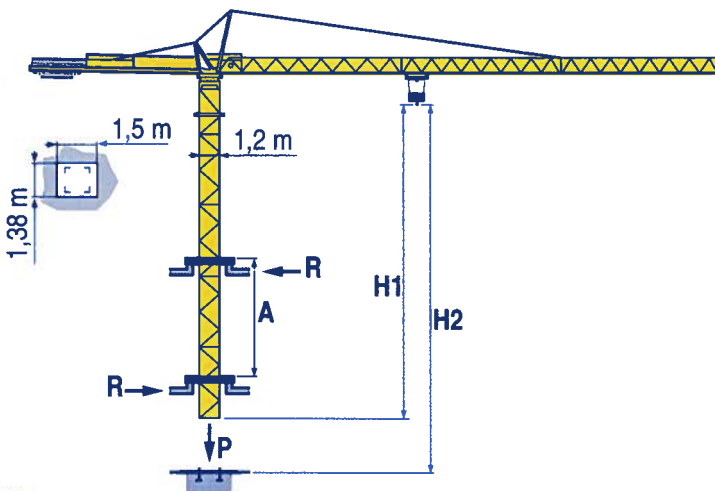
Climbing crane
Telescopage gruas trepadoras



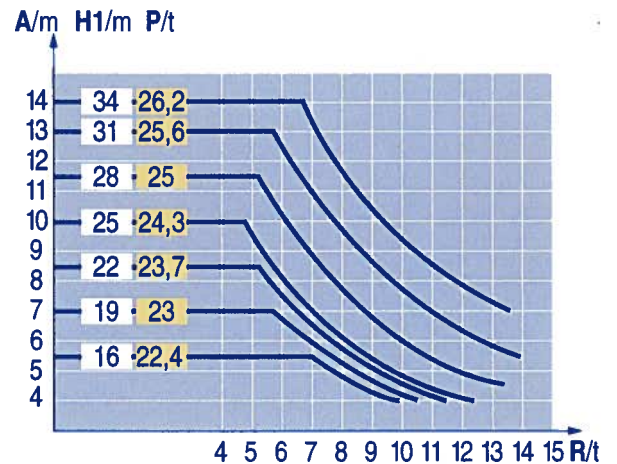
Gru in cavedio
Telescopagem sobre lages



B 125 A



LWJ1



A	Distance entre cadres		Abstand zwischen den Rahmen		Distance between collars		Distancia entre marcos		Distanza fra i telai		Distância entre quadros	
H1	Hauteur grue		Kranhöhe		Crane height		Altura grúa		Altezza gru		Altura da grua	
P	Poids de la grue (en service)		Krangewicht (in Betrieb)		Crane weight (in service)		Peso de la grúa (en servicio)		Peso della gru (in servizio)		Peso da grua (em serviço)	
R	Réaction horizontale		Horizontalkräfte		Horizontal reaction		Reaccion horizontal		Reazione orizzontale		Reacção horizontal	

Mécanismes
Antriebe



Mechanisms
Mecanismos



Meccanismi
Mecanismos



					ch - PS hp	kW		
	15 PC 13-5	m/min	7,1	21	42	15	11	130 m
		t	2,5	2,5	1,3			
	25 PC 13-7	m/min	7,9	31,5	63	25	18	229 m
		t	2,5	2,5	1,3			
	3 D2 V5	m/min	21 - 42			3	2,2	
	RCV 40	tr/min U/min rpm	0 → 0,8			6	4,5	
	TVD 324	m/min	26			2 x 4	2 x 2,9	
	RT 224	m/min	25			2 x 4	2 x 2,9	
400 V (+6% -10%) 50 Hz			15 PC : 25 kVA 25 PC : 35 kVA		2000/14			

LUJ 4

	Levage		Heben		Hoisting		Elevación		Sollevamento		Elevação	
	Distribution		Katzfahren		Trolleying		Distribución		Distribuzione		Distribuição	
	Orientation		Schwenken		Slewing		Orientación		Rotazione		Rotação	
	Translation		Kranfahren		Travelling		Traslación		Traslazione		Translação	
	Conforme aux directives CEE sur le niveau acoustique		Gemäss EWG-Richtlinien für den Schall-Leistungspegel		In compliance with the EEC Instructions on noise level		Conforme con las directivas CEE sobre el nivel acustico		Conforme alle direttive CEE sul livello acustico		Conforme as directivas CEE sobre o nível acústico	

Document commercial non contractuel. Pour toute information technique se référer à la notice correspondante


Unverbindliches Vertriebsdokument. Für technische Informationen, siehe die entsprechenden Anweisungen.

This commercial document is not legally binding. For any technical information, please refer to the corresponding instructions.

Documento comercial no contractual. Para cualquier información técnica, ver la noticia correspondiente.

Documento commerciale non vincolante, per tutte le informazioni tecniche fare riferimento al catalogo istruzioni

Documento comercial não contratual. Para qualquer informação técnica complementar consultar as respectivas instruções



Manitowoc
Crane Group

POTAIN

Manitowoc Crane Group
18, rue de Charbonnières - B.P.173
69132 ECULLY Cedex - France
Tél. : (33) 4 72 18 20 20
Fax. : (33) 4 72 18 20 00
www.manitowoccrane.com www.potain.com
Copyright.Reproduction interdite © POTAIN 2000

CITY CRANE MC 50 B1
Réf. 2000.36 LUJ 8

Reserva de modificações / Modifiche riservate / Modificaciones reservadas / Änderungen vorbehalten / Modifications réservées / Subject to modification / Printed in France / Réalisation HeadLines