

<p>GMK 6300L-1 1000-hour Maintenance Kit Part Number 04182012</p>
--



Manitowoc Crane Care congratulates you for making the purchase of this maintenance kit. Good maintenance at the right time will make a difference in the daily reliability and long-term life of your GMK.

We offer this guide to help you utilize this kit efficiently.

Should you have any feedback or questions regarding this maintenance kit, please contact Manitowoc Crane Care.

The 1000-hour kit basically follows the 12-month maintenance plan (M12) as shown in chapter 5 of the Maintenance manual. Please refer to the given Maintenance manual (**3 302 719**) for specific details and requirements.





















Please note that there may appear to be some discrepancies with the part numbers given in the Maintenance manual compared to those in the kit. The kit contains the latest recommendations, where any discrepancies are a function of our continuous improvement program. For example, superseded part numbers may be for Engineering Design changes, improved technology, more cost-effective solutions or a different supply chain.

Consider additional maintenance items when completing, Y2, Y3, Y5, Y6 or Y10 intervals, such as transmission oil and filter, hoist inspection, slewing sensor, cable drums etc. – please refer to the Maintenance manual for more details

5.2.6






















Maintenance plan M 12

M 12

Maintenance work on the CARRIER: every 12 months/after 20,000 - 25,000 km (12,430 - 15,530 mi)	
Engine – Notes;  <i>Engine manufacturer's documentation</i> – Have the radiator checked/cleaned	 p. 7 - 11  p. 7 - 17
Fuel system – Replacing fuel filter 2	 p. 7 - 29
Exhaust system with exhaust emission control – Having the AdBlue system checked	 p. 7 - 35
Axle lines – Axle centre drives – Changing the oil – Final drives – Changing the oil	 p. 7 - 52  p. 7 - 56
Suspension – Pressure accumulator – checking the gas pressure	 p. 7 - 74
Steering – Pressure accumulator – checking the gas pressure	 p. 7 - 76
Compressed air system – Replacing the filter cartridge of the compressed air drier	 p. 7 - 79
Hydraulic system – Changing the ventilation filter – Taking oil samples: depending on the oil sample test results: – Changing the hydraulic oil – Changing the hydraulic oil filter	 p. 7 - 85  p. 7 - 86  p. 7 - 91  p. 7 - 95
Air conditioning system – Cleaning the condenser fins – Checking the entire air-conditioning system – Changing the pollen filter	 p. 7 - 112  p. 7 - 112  p. 7 - 114
Other maintenance work – Lubricating the cab door – Lubricating the connecting and socket pins – Renewing the corrosion protection	 p. 7 - 125  p. 7 - 126  p. 7 - 127

13.02.2018

M 12

Maintenance work on the SUPERSTRUCTURE: every 12 months/after 1,000 operating hours	
Engine – Notes;  <i>Engine manufacturer's documentation</i> – Have the radiator checked/cleaned	 p. 8 - 11  p. 8 - 17
Fuel system – Changing fuel filters 2 and 3	 p. 8 - 31
Exhaust system with exhaust emission control – Having the AdBlue system checked	 p. 8 - 39
Hoists – Changing the oil/checking the oil	 p. 8 - 44
Slewing gear – Changing the oil/checking the oil	 p. 8 - 50
Slewing bearing – Lubricating the locking of turntable	 p. 8 - 63
Hydraulic system – Changing the ventilation filter – Pressure accumulator – checking the gas pressure – Taking oil samples: depending on the oil sample test results: – Changing the hydraulic oil – Changing the hydraulic oil filter	 p. 8 - 70  p. 8 - 71  p. 8 - 71  p. 8 - 77  p. 8 - 73
Main boom – Checking the locking system	 p. 8 - 87
Hook blocks – Lubricating	 p. 8 - 109
Air conditioning system – Cleaning the condenser fins – Checking the entire air-conditioning system	 p. 8 - 116  p. 8 - 116
Other maintenance work – Lubricating the crane cab door – Lubricating the step – Lubricating the connecting and socket pins – Renewing the corrosion protection	 p. 8 - 121  p. 8 - 122  p. 8 - 123  p. 8 - 124

13.02.2018

1. What's in the box?



List of contents

03140253	Filter element pressure	2
03142356	Filter element	1
03142360	Ventilation filter element	1
03249527	Filter element	1
03319602	Ventilation filter element	1
03325700	Filter element	1
03329152	Filter element, hydraulic	2
04157573	Pollen filter	1
04286260	Filter, air dryer	1
04161614	Either: Engine oil filter (first engines - felt seal)	1
04286263	Or: Engine oil filter (later engines - o ring flange)	1
04163882	Main filter element	1
04163883	Safety filter element	1
04165265	Replacement filter	1
04165266	Replacement filter	1
04165291	Replacement filter	1
04180966	Exchange filter complete	1
04181165	Filter cartridge	1
04183736	Filter element	1

00117125	Sealing ring (slewing gear)	3
00117132	Sealing ring (slewing gear)	3
00117134	Seal (transfer case, axle center drives)	9
00117145	Seal (axle center drives, final drives, transmission)	8
00117151	Seal (axle center drives, transfer case)	6
03135778	Gasket set (chassis hydraulic oil filter 1 & 2)	2
03135853	Gasket set complete (super hydraulic oil filter 1)	1
03135867	Gasket set (chassis hydraulic filter oil 3 & 4)	2
03326049	Seal kit (super hydraulic oil filter 2)	1
04285988	Gasket set (super hydraulic oil filter 3)	1

2. The Filters

2x 03140253 Chassis hydraulic oil filter 3 & 4



1x 03142356 Super hydraulic oil filter 2



1x 03142360 Chassis hydraulic oil tank ventilation filter




1x 03249527 Super hydraulic oil filter 3



1x 03319602 Super hydraulic oil tank ventilation filter




1x 03325700 Super hydraulic oil filter 1



2x 03329152 Chassis hydraulic oil filter 1 & 2



1x 04157573 Chassis cab pollen filter



1x 04286260 Air Dryer filter with oil coalescer





Chassis engine oil filter: use **either 1x 04161614** (with felt seal / early engines) **or 1x 04286263** (o ring flange / later engines)



1x 04163882 Chassis engine main air filter



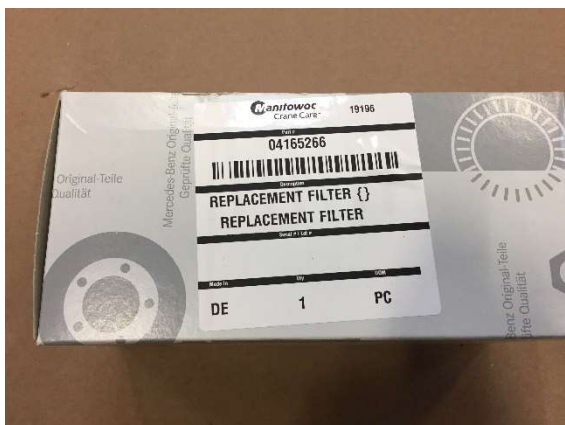
1x 04163883 Chassis engine back-up air filter



1x 04165265 Super engine fuel filter 2



1x 04165266 Super engine fuel filter 3



1x 04165291 Super engine oil filter



1x 04180966 Chassis engine fuel filter 1 and 2 kit



1x 04181165 Super engine fuel filter 1



1x 04183736 Super engine air filter



3. The Seals

(see contents list for usage)



4. Additional maintenance items (not in the kit)

Oil condition analysis:

As part of the annual maintenance, you should take a sample from the hydraulic system (7.14.6 and 8.9.8) to determine the condition of the hydraulic oil. We recommend our oil analysis kit, which is available under part number 03141012. The kit contains: an oil sample bottle, oil description form (to be completed) and return envelope. The price of this kit includes laboratory analysis of the sample and report that will be sent to your email address.



DEF (Ad-Blue) Filter:

GMK 6300L-1: 2x 04158759 (chassis & super engine)



Oils and Greases

Many oils and greases will be available locally to you, we strongly recommend that the specifications given in chapter 6 of the Maintenance manual be followed when selecting any local equivalents.

These oils and greases have no equivalent and should be ordered from Manitowoc Crane Care as required:

- Sliding surface boom grease
 - 400 gr. cartridge for spray gun **03329071**
 - 10 kg can **01373458**
 - 25 kg bucket **02314698**
- Cylinder rod corrosion protection (400ml spray) **01929824**
- Boom pinning bolt grease (400g cartridge) **03313195**
- Suspension lubricant (1-liter bottle) **02310863**
- Turntable bearing gear teeth adhesive grease (400ml spray) **S-01032-63**
- Central lub. system, cardan shafts etc. high graphite, wide temperature Universal grease (1kg can) **04163374**

Suspension pressure accumulators

To perform the check of nitrogen pressure in the accumulators as explained in 7.11.4, 7.12.2 and 8.9.7 of the Maintenance manual, Manitowoc Crane Care offers a test kit P/No 02257617 (gas bottle adapter and pressure regulator also required). Reference service bulletin SB D15-022 GMK suspension hydraulic accumulators.

Maintenance video

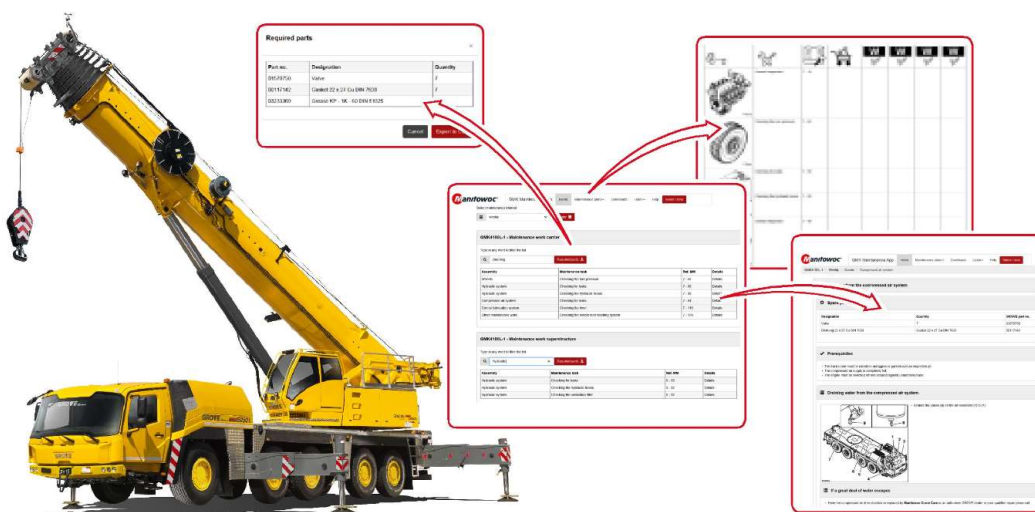
You may also find our video outlining some simple maintenance procedures useful, under the following link:

<https://www.manitowoccranes.com/en/Resources/videos/2016/Grove-GMKpreventive-maintenance>

Maintenance App

When planning routine crane maintenance, consider utilizing our GMK Maintenance App.

- Freely accessible giving all details for current GMK production models
- Individual maintenance plans by interval or engine hours / mileage
- Including a description of the relevant tasks from the maintenance manual



Visit our dedicated website: <https://eu100.manitowoc.com/GMKMaintenance/>

Read the Quick Start Guide for using the App:

