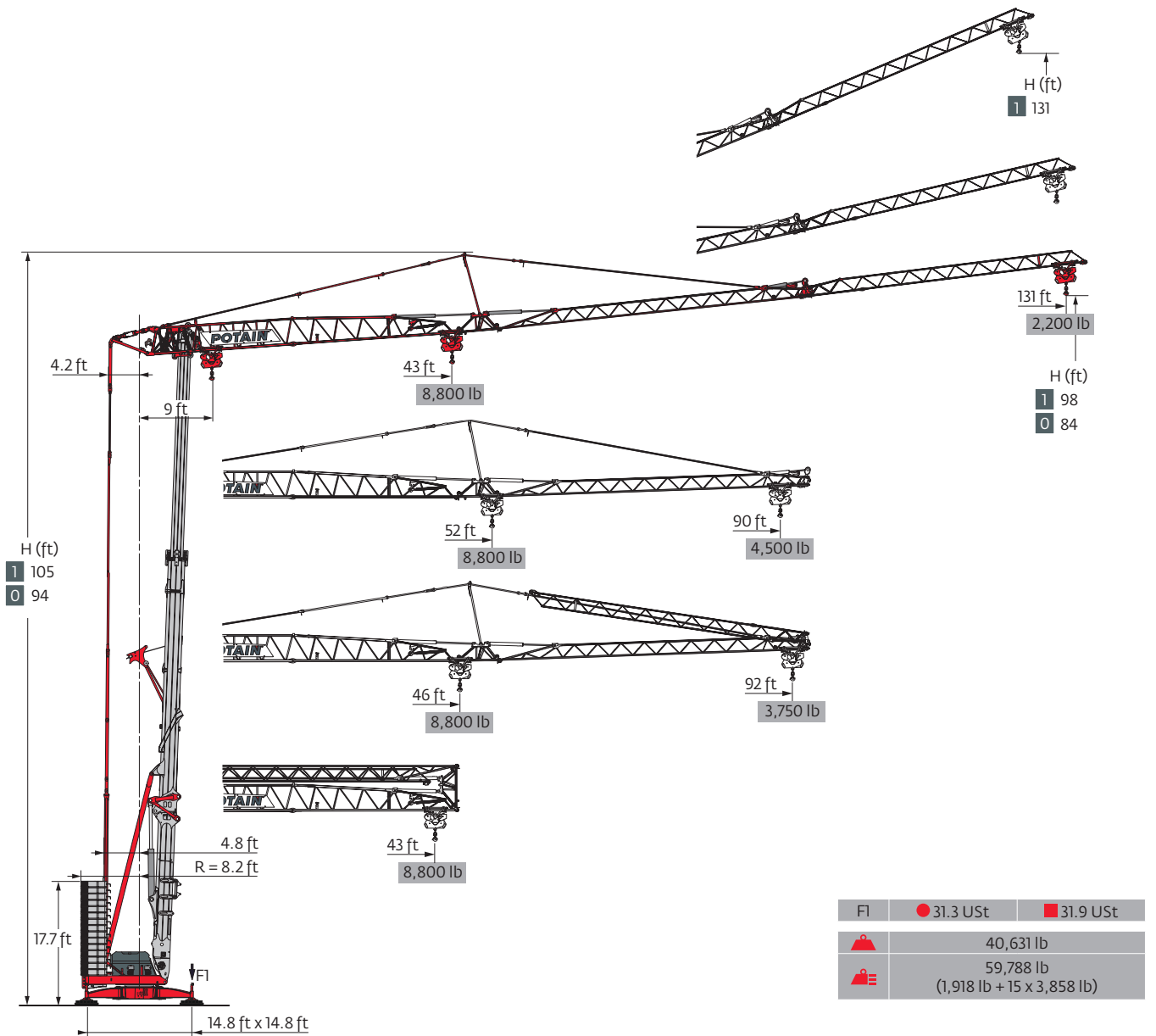


Hup 40-30



Smart Set-up

Drive Control





Power Control




CraneSTAR
Diag

Top Site

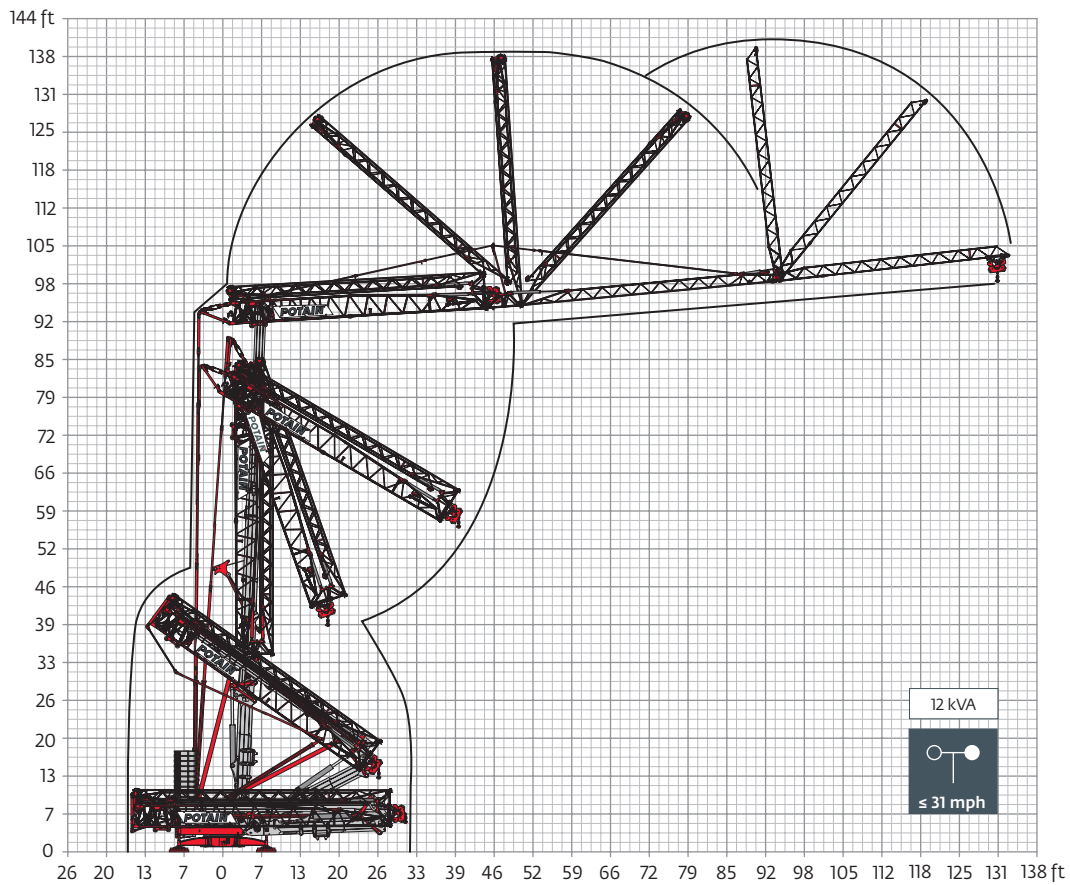
Top Tracing 3

Mechanisms

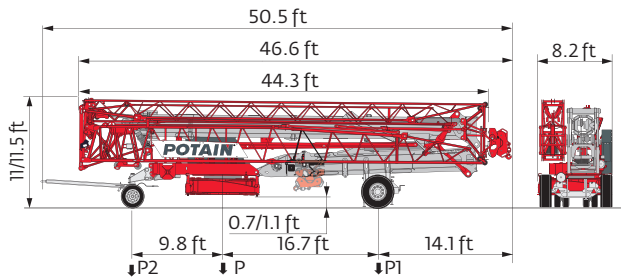
480 V - 60 Hz								hp	kW
	18 HPL™ 10	fpm	6	62	118	190	213	18	13
		lb	8,800	8,800	4,400	2,200	1,100		
	3 DVF 5	fpm	3 → 148 (0 → 2,200 lb) 3 → 135 (2,200 lb → 8,800 lb)					3	2.2
	HPS 142	rpm	0 → 0.9					2 x 5	2 x 3.7

 IEC 60204-32	 kVA	
480 V (+6% -10%) 60 Hz	23 → 17 kVA	

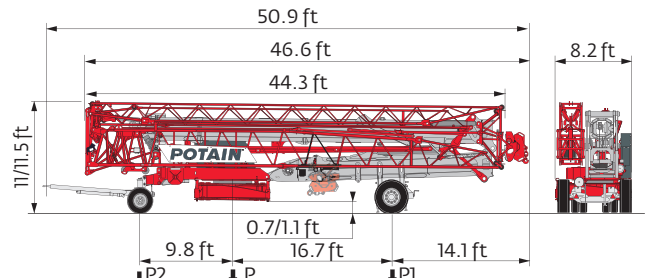
Erection



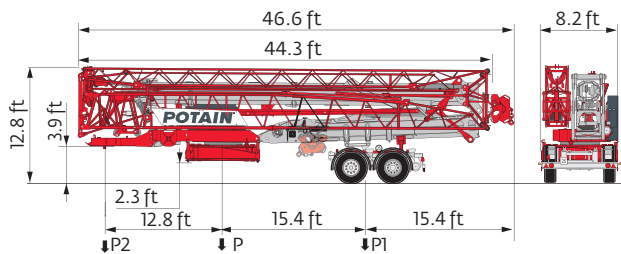
Transport



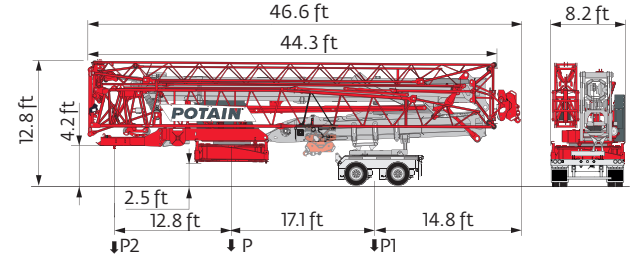
	mph	P (lb)	P1 (lb)	P2 (lb)
DJ100/S120	6	44,798	26,169	18,629
DJ105/S125	15.5	45,371	26,411	18,960



	mph	P (lb)	P1 (lb)	P2 (lb)
DJ126M/S125	15.5	45,812	26,455	19,357
...../.....				



	mph	P (lb)	P1 (lb)	P2 (lb)
SL121/S215M	15.5	48,237	32,430	15,807




	P (lb)	P1 (lb)	P2 (lb)
North America Highway Axle	47,961	32,132	15,829

- R Rear slewing radius
- i Consult us
- Reactions in service
- Reactions out of service
- ⚖ Weight without load, without ballast, without transport axles, with max. jib and standard height
- ⚖ Total ballast weight
- Standard equipment
- Options
- Hoisting
- Trolleying
- ⊙ Slewing
- kVA Required power

Power Control Function: winch speeds adapted to the available power

⚠ Hook heights given with plated pulley block
 This commercial document is not legally binding
 For any technical information, please refer to the corresponding instructions



© 2021 The Manitowoc Company, Inc.
 www.manitowoc.com