

Liftcrane Boom Capacities

Boom No. 22E With Open Throat Top
67 860 kg Counterweight
Crawler Machine on a Barge
0 Degree thru 3 Degree Machine List
No Travel - 360 Degree Rating

999 SERIES 1

LIFTING CAPACITIES: Lifting capacities are for a crawler machine when operating on a barge. Machine shall be positively secured to prevent shifting. Lifting capacities for various boom lengths and operating radii are for freely suspended loads and do not exceed 75% of a static tipping load. Capacities based on structural competence are denoted by an asterisk (*).

Upper boom point capacity for liftcrane service with single part whip line or combination of two single part lines is 13 380 kg. In all cases, upper boom point capacities cannot exceed those listed for main boom capacity.

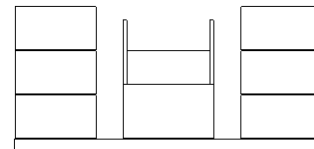
Weight of all load blocks, hooks, weight ball, slings, hoist lines, etc., beneath boom point sheaves, is considered part of main boom load. Boom is not to be lowered beyond radii where combined weights are greater than rated capacity. Where no capacity is shown, operation is not intended or approved.

OPERATING CONDITIONS: Machine to operate on a firm uniformly supporting surface with gantry up and machine list not to exceed degrees noted. Refer to boom rigging **No. 196151** and Wire Rope Specification chart **No. 8391-A**. Crane operator judgment must be used to allow for dynamic load effects of swinging, hoisting or lowering, wind conditions, as well as adverse operating conditions and physical machine depreciation. Refer to operators manual for operating guidelines.

OPERATING RADIUS: Operating radius is horizontal distance from axis of rotation at barge deck to center of vertical hoist line or load block. Boom angle is angle between horizontal and centerline of boom butt and inserts, and is an indication of operating radius. In all cases, operating radius shall govern capacity.

BOOM POINT ELEVATION: Boom point elevation is vertical distance from barge deck to centerline of boom point shaft.

MACHINE EQUIPMENT: Machine equipped with 8 585 mm crawlers, 1 219 mm treads, 3 124 mm retractable gantry, 9 144 mm live mast, 20 part boom hoist reeving, four 35 mm boom pendants and 67 860 kg counterweight.




67 860 kg Crane Counterweight
6 Side Boxes - 1 Center Box

Auxiliary Drum Deduct

Deduct 1 810 kg From Boom Capacities
When Boom Butt Is Equipped
With Auxiliary Drum.

Maximum Boom Lengths Lifted Unassisted Without Auxiliary Drum In Boom Butt		
List	Over End Of Blocked Crawlers	Over Side Of Crawlers
	Boom Length	Boom Length
0 Degree	(a) 79.2m	67.1m
0 Degree	(a) 76.2m	67.1m
1 Degree	(a) 76.2m	67.1m
2 Degree	(a) 76.2m	67.1m
3 Degree	(a) 76.2m	67.1m
Load block, hook and weight ball on barge at start. <i>Jib is not to be used on crawler machine while operating on a barge.</i> (a) Upper boom point cannot be used on 79.2m and 76.2m boom. Wire rope guide assembly No. 179061 upper and middle sheaves and shafts or assembly No. 92671 upper sheave and shaft must be removed on 79.2m boom when lifted over end of blocked crawlers.		

Maximum Boom Lengths Lifted Unassisted With Auxiliary Drum In Boom Butt		
List	Over End Of Blocked Crawlers	Over Side Of Crawlers
	Boom Length	Boom Length
0 Degree	(a) 76.2m	67.1m
1 Degree	(a) 76.2m	67.1m
2 Degree	(a) 76.2m	67.1m
3 Degree	(a) 76.2m	64.0m
Load block, hook and weight ball on barge at start. <i>Jib is not to be used on crawler machine while operating on a barge.</i> (a) Upper boom point cannot be used on 76.2m boom.		




Liftcrane Boom Capacities

Boom No. 22E With Open Throat Top
67 860 kg Counterweight
Crawler Machine on a Barge
0 Degree thru 3 Degree Machine List
No Travel - 360 Degree Rating

999 SERIES 1

Oper. Radius Meters	Boom Angle Deg.	Boom Point Elev. Meters	0 Degree List Boom Capacity Kilograms	1 Degree List Boom Capacity Kilograms	2 Degree List Boom Capacity Kilograms	3 Degree List Boom Capacity Kilograms	Oper. Radius Meters
21.3m (70 Ft.) Boom							
4.6	81.8	23.6	196 800 *				4.6
5.0	80.6	23.5	181 200 *				5.0
5.5	79.3	23.4	165 700 *				5.5
6.0	77.9	23.3	152 600 *	142 000 *			6.0
7.0	75.1	23.1	131 500 *	121 900			7.0
8.0	72.3	22.8	108 300	99 000	91 100		8.0
9.0	69.5	22.4	89 200	82 700	76 900		9.0
10.0	66.6	22.0	75 600	70 800	66 400	62 500	10.0
11.0	63.6	21.6	65 500	61 700	58 400	55 200	11.0
12.0	60.6	21.0	57 600	54 600	51 900	49 300	12.0
13.0	57.5	20.4	51 300	48 900	46 700	44 600	13.0
14.0	54.2	19.8	46 100	44 100	42 300	40 500	14.0
15.0	50.8	19.0	41 800	40 100	38 600	37 100	15.0
16.0	47.3	18.1	38 100	36 700	35 400	34 200	16.0
18.0	39.4	16.0	32 300	31 300	30 300	29 400	18.0
20.0	30.0	13.1	27 800	27 100	26 400	25 700	20.0
24.4m (80 Ft.) Boom							
5.2	81.4	26.6	174 900 *				5.2
5.5	80.6	26.5	165 400 *				5.5
6.0	79.4	26.4	152 300 *	140 600 *			6.0
7.0	77.0	26.2	131 200 *	120 600			7.0
8.0	74.6	26.0	108 400	98 000	89 400		8.0
9.0	72.1	25.7	89 200	81 900	75 600		9.0
10.0	69.7	25.3	75 700	70 200	65 400	61 000	10.0
11.0	67.1	24.9	65 500	61 300	57 500	54 000	11.0
12.0	64.6	24.5	57 600	54 200	51 200	48 300	12.0
13.0	61.9	24.0	51 200	48 500	46 000	43 700	13.0
14.0	59.2	23.4	46 000	43 800	41 700	39 800	14.0
15.0	56.5	22.8	41 800	39 800	38 100	36 400	15.0
16.0	53.6	22.1	38 100	36 500	34 900	33 500	16.0
18.0	47.5	20.4	32 200	31 000	29 900	28 900	18.0
20.0	40.7	18.4	27 700	26 900	26 000	25 200	20.0
22.0	32.9	15.7	24 200	23 500	22 900	22 300	22.0
24.0	22.8	11.9	21 300	20 800	20 300	19 900	24.0




Liftcrane Boom Capacities

Boom No. 22E With Open Throat Top
67 860 kg Counterweight
Crawler Machine on a Barge
0 Degree thru 3 Degree Machine List
No Travel - 360 Degree Rating

999 SERIES 1

Oper. Radius Meters	Boom Angle Deg.	Boom Point Elev. Meters	0 Degree List Boom Capacity Kilograms	1 Degree List Boom Capacity Kilograms	2 Degree List Boom Capacity Kilograms	3 Degree List Boom Capacity Kilograms	Oper. Radius Meters
27.4m (90 Ft.) Boom							
5.5	81.7	29.6	165 500 *				5.5
6.0	80.6	29.5	152 000 *				6.0
7.0	78.5	29.3	130 900 *	119 400	105 000		7.0
8.0	76.3	29.1	108 500	97 000	87 500		8.0
9.0	74.2	28.9	89 300	81 200	74 200	68 400	9.0
10.0	72.0	28.5	75 600	69 600	64 300	59 700	10.0
11.0	69.8	28.2	65 400	60 700	56 600	52 900	11.0
12.0	67.5	27.8	57 500	53 800	50 400	47 300	12.0
13.0	65.3	27.4	51 100	48 100	45 300	42 800	13.0
14.0	62.9	26.9	46 000	43 400	41 100	39 000	14.0
15.0	60.6	26.4	41 600	39 500	37 600	35 700	15.0
16.0	58.1	25.8	38 000	36 200	34 500	32 900	16.0
18.0	53.1	24.4	32 100	30 800	29 500	28 300	18.0
20.0	47.7	22.7	27 600	26 600	25 600	24 700	20.0
22.0	41.7	20.7	24 100	23 300	22 500	21 800	22.0
24.0	35.0	18.2	21 200	20 600	20 000	19 400	24.0
26.0	26.8	14.8	18 800	18 300	17 900	17 400	26.0
30.5m (100 Ft.) Boom							
5.8	82.0	32.6	157 000 *				5.8
6.0	81.6	32.6	151 800 *				6.0
7.0	79.7	32.4	130 700 *	117 900			7.0
8.0	77.7	32.2	108 700	96 100	85 900	77 600	8.0
9.0	75.8	32.0	89 300	80 500	73 000	66 700	9.0
10.0	73.9	31.7	75 700	69 100	63 400	58 400	10.0
11.0	71.9	31.4	65 500	60 300	55 800	51 800	11.0
12.0	69.9	31.1	57 500	53 400	49 700	46 500	12.0
13.0	67.9	30.7	51 100	47 800	44 800	42 000	13.0
14.0	65.8	30.3	46 000	43 100	40 600	38 300	14.0
15.0	63.8	29.8	41 600	39 300	37 100	35 100	15.0
16.0	61.6	29.3	37 900	35 900	34 100	32 300	16.0
18.0	57.3	28.1	32 000	30 500	29 100	27 800	18.0
20.0	52.7	26.7	27 600	26 400	25 300	24 300	20.0
22.0	47.8	25.0	24 000	23 100	22 200	21 400	22.0
24.0	42.5	23.0	21 100	20 400	19 700	19 000	24.0
26.0	36.6	20.6	18 700	18 200	17 600	17 100	26.0
28.0	29.7	17.6	16 700	16 300	15 800	15 400	28.0
30.0	20.9	13.3	15 000	14 600	14 300	13 900	30.0




Liftcrane Boom Capacities

Boom No. 22E With Open Throat Top
67 860 kg Counterweight
Crawler Machine on a Barge
0 Degree thru 3 Degree Machine List
No Travel - 360 Degree Rating

999 SERIES 1

Oper. Radius Meters	Boom Angle Deg.	Boom Point Elev. Meters	0 Degree List Boom Capacity Kilograms	1 Degree List Boom Capacity Kilograms	2 Degree List Boom Capacity Kilograms	3 Degree List Boom Capacity Kilograms	Oper. Radius Meters
33.5m (110 Ft.) Boom							
6.7	81.1	35.6	135 900 *				6.7
7.0	80.6	35.5	130 500 *				7.0
8.0	78.9	35.4	108 700	95 000	84 300	75 500	8.0
9.0	77.1	35.1	89 300	79 700	71 700	65 000	9.0
10.0	75.4	34.9	75 600	68 400	62 300	57 000	10.0
11.0	73.6	34.6	65 300	59 800	54 900	50 700	11.0
12.0	71.8	34.3	57 400	52 900	49 000	45 500	12.0
13.0	70.0	34.0	51 000	47 300	44 100	41 200	13.0
14.0	68.2	33.6	45 800	42 800	40 000	37 500	14.0
15.0	66.3	33.2	41 400	38 900	36 600	34 400	15.0
16.0	64.4	32.7	37 800	35 600	33 500	31 700	16.0
18.0	60.6	31.7	31 900	30 200	28 700	27 300	18.0
20.0	56.6	30.4	27 400	26 100	24 900	23 700	20.0
22.0	52.4	29.0	23 800	22 800	21 900	20 900	22.0
24.0	47.9	27.3	20 900	20 100	19 300	18 600	24.0
26.0	43.1	25.4	18 600	17 900	17 200	16 600	26.0
28.0	37.8	23.0	16 600	16 000	15 500	15 000	28.0
30.0	31.9	20.2	14 800	14 400	14 000	13 500	30.0
32.0	24.6	16.4	13 300	13 000	12 600	12 300	32.0
36.6m (120 Ft.) Boom							
6.7	81.9	38.7	135 600 *				6.7
7.0	81.4	38.6	130 200 *				7.0
8.0	79.8	38.5	108 600	94 000	82 700		8.0
9.0	78.2	38.3	89 200	78 900	70 500	63 500	9.0
10.0	76.6	38.0	75 500	67 800	61 300	55 800	10.0
11.0	75.0	37.8	65 200	59 200	54 100	49 600	11.0
12.0	73.4	37.5	57 200	52 400	48 200	44 500	12.0
13.0	71.7	37.2	50 900	46 900	43 500	40 400	13.0
14.0	70.1	36.8	45 600	42 400	39 400	36 800	14.0
15.0	68.4	36.5	41 300	38 500	36 000	33 800	15.0
16.0	66.7	36.0	37 600	35 200	33 100	31 100	16.0
18.0	63.2	35.1	31 700	29 900	28 300	26 700	18.0
20.0	59.7	34.0	27 200	25 900	24 500	23 300	20.0
22.0	56.0	32.8	23 700	22 600	21 500	20 500	22.0
24.0	52.1	31.3	20 800	19 900	19 100	18 200	24.0
26.0	48.0	29.6	18 400	17 700	17 000	16 300	26.0
28.0	43.6	27.7	16 400	15 800	15 200	14 600	28.0
30.0	38.9	25.4	14 700	14 200	13 700	13 200	30.0
32.0	33.6	22.7	13 200	12 800	12 400	12 000	32.0
34.0	27.4	19.3	11 900	11 600	11 300	10 900	34.0
36.0	19.5	14.7	10 700	10 500	10 200	9 900	36.0




Liftcrane Boom Capacities

Boom No. 22E With Open Throat Top
67 860 kg Counterweight
Crawler Machine on a Barge
0 Degree thru 3 Degree Machine List
No Travel - 360 Degree Rating

999 SERIES 1

Oper. Radius Meters	Boom Angle Deg.	Boom Point Elev. Meters	0 Degree List Boom Capacity Kilograms	1 Degree List Boom Capacity Kilograms	2 Degree List Boom Capacity Kilograms	3 Degree List Boom Capacity Kilograms	Oper. Radius Meters
39.6m (130 Ft.) Boom							
7.3	81.6	41.7	124 300 *				7.3
8.0	80.6	41.6	108 700	93 200			8.0
9.0	79.1	41.4	89 200	78 200	69 500		9.0
10.0	77.6	41.2	75 500	67 300	60 400	54 700	10.0
11.0	76.2	40.9	65 200	58 800	53 300	48 700	11.0
12.0	74.7	40.7	57 200	52 100	47 600	43 800	12.0
13.0	73.2	40.4	50 900	46 600	42 900	39 700	13.0
14.0	71.6	40.1	45 600	42 100	39 000	36 200	14.0
15.0	70.1	39.7	41 300	38 300	35 700	33 200	15.0
16.0	68.6	39.3	37 600	35 000	32 800	30 600	16.0
18.0	65.4	38.5	31 700	29 800	28 000	26 400	18.0
20.0	62.2	37.5	27 200	25 700	24 300	23 000	20.0
22.0	58.9	36.4	23 700	22 400	21 300	20 200	22.0
24.0	55.4	35.1	20 800	19 800	18 800	18 000	24.0
26.0	51.9	33.6	18 400	17 600	16 800	16 100	26.0
28.0	48.1	31.9	16 400	15 700	15 000	14 400	28.0
30.0	44.1	30.0	14 700	14 100	13 500	13 000	30.0
32.0	39.7	27.8	13 200	12 700	12 200	11 800	32.0
34.0	35.0	25.2	11 900	11 500	11 100	10 700	34.0
36.0	29.5	22.0	10 700	10 400	10 100	9 800	36.0
38.0	23.0	17.9	9 700	9 400	9 200	8 900	38.0
42.7m (140 Ft.) Boom							
7.9	81.4	44.6	110 300				7.9
8.0	81.3	44.6	108 700				8.0
9.0	79.9	44.5	89 100	77 600			9.0
10.0	78.5	44.3	75 400	66 600	59 400	53 500	10.0
11.0	77.2	44.1	65 100	58 300	52 500	47 700	11.0
12.0	75.8	43.8	57 100	51 600	46 900	42 900	12.0
13.0	74.4	43.6	50 700	46 200	42 300	38 900	13.0
14.0	73.0	43.3	45 500	41 700	38 400	35 500	14.0
15.0	71.6	42.9	41 100	38 000	35 100	32 600	15.0
16.0	70.2	42.6	37 400	34 700	32 300	30 100	16.0
18.0	67.3	41.8	31 600	29 500	27 600	25 900	18.0
20.0	64.3	40.9	27 100	25 400	23 900	22 500	20.0
22.0	61.3	39.9	23 500	22 200	21 000	19 800	22.0
24.0	58.2	38.7	20 600	19 500	18 500	17 600	24.0
26.0	55.0	37.4	18 200	17 400	16 500	15 700	26.0
28.0	51.7	35.9	16 200	15 500	14 800	14 100	28.0
30.0	48.1	34.2	14 500	13 900	13 300	12 700	30.0
32.0	44.4	32.3	13 100	12 500	12 000	11 500	32.0
34.0	40.4	30.1	11 800	11 300	10 900	10 400	34.0
36.0	36.1	27.6	10 600	10 200	9 800	9 500	36.0
38.0	31.3	24.6	9 600	9 200	8 900	8 600	38.0
40.0	25.6	20.9	8 700	8 400	8 200	7 900	40.0
42.0	18.5	16.0	7 900	7 600	7 400	7 200	42.0




Liftcrane Boom Capacities

Boom No. 22E With Open Throat Top
67 860 kg Counterweight
Crawler Machine on a Barge
0 Degree thru 3 Degree Machine List
No Travel - 360 Degree Rating

999 SERIES 1

Oper. Radius Meters	Boom Angle Deg.	Boom Point Elev. Meters	0 Degree List Boom Capacity Kilograms	1 Degree List Boom Capacity Kilograms	2 Degree List Boom Capacity Kilograms	3 Degree List Boom Capacity Kilograms	Oper. Radius Meters
45.7m (150 Ft.) Boom							
7.9	82.0	47.7	109 000 *				7.9
8.0	81.9	47.7	107 600				8.0
9.0	80.6	47.6	89 200				9.0
10.0	79.3	47.4	75 300	66 000	58 500		10.0
11.0	78.0	47.2	65 000	57 700	51 700	46 600	11.0
12.0	76.8	47.0	57 000	51 100	46 200	42 000	12.0
13.0	75.5	46.7	50 500	45 800	41 700	38 100	13.0
14.0	74.2	46.4	45 300	41 300	37 900	34 800	14.0
15.0	72.9	46.1	41 000	37 600	34 600	32 000	15.0
16.0	71.5	45.8	37 200	34 300	31 800	29 500	16.0
18.0	68.9	45.1	31 400	29 200	27 100	25 300	18.0
20.0	66.2	44.3	26 800	25 100	23 500	22 100	20.0
22.0	63.4	43.3	23 300	21 900	20 600	19 400	22.0
24.0	60.6	42.3	20 400	19 300	18 200	17 200	24.0
26.0	57.6	41.1	18 000	17 000	16 100	15 300	26.0
28.0	54.6	39.7	16 000	15 200	14 500	13 700	28.0
30.0	51.5	38.2	14 300	13 600	13 000	12 300	30.0
32.0	48.2	36.5	12 800	12 200	11 700	11 200	32.0
34.0	44.7	34.6	11 500	11 000	10 500	10 100	34.0
36.0	41.1	32.5	10 400	9 900	9 500	9 100	36.0
38.0	37.1	30.0	9 400	9 000	8 700	8 300	38.0
40.0	32.7	27.2	8 500	8 100	7 800	7 500	40.0
42.0	27.7	23.7	7 600	7 400	7 100	6 800	42.0
44.0	21.7	19.4	6 900	6 700	6 500	6 200	44.0
48.8m (160 Ft.) Boom							
8.5	81.7	50.7	97 100				8.5
9.0	81.2	50.7	89 200				9.0
10.0	80.0	50.5	75 100	65 300			10.0
11.0	78.8	50.3	64 800	57 200	50 900	45 600	11.0
12.0	77.6	50.1	56 800	50 700	45 500	41 100	12.0
13.0	76.4	49.9	50 400	45 300	41 000	37 300	13.0
14.0	75.2	49.6	45 100	40 900	37 300	34 100	14.0
15.0	74.0	49.3	40 800	37 200	34 100	31 300	15.0
16.0	72.7	49.0	37 000	34 000	31 300	28 900	16.0
18.0	70.3	48.4	31 200	28 800	26 700	24 800	18.0
20.0	67.7	47.6	26 600	24 800	23 100	21 600	20.0
22.0	65.2	46.7	23 100	21 600	20 200	19 000	22.0
24.0	62.6	45.7	20 200	19 000	17 900	16 800	24.0
26.0	59.9	44.6	17 800	16 800	15 900	15 000	26.0
28.0	57.1	43.4	15 800	15 000	14 100	13 400	28.0
30.0	54.3	42.1	14 100	13 400	12 700	12 000	30.0
32.0	51.3	40.5	12 700	12 000	11 400	10 800	32.0
34.0	48.2	38.8	11 400	10 800	10 300	9 800	34.0
36.0	45.0	37.0	10 200	9 800	9 300	8 800	36.0
38.0	41.6	34.8	9 200	8 800	8 400	8 000	38.0
40.0	37.9	32.4	8 300	8 000	7 600	7 300	40.0
42.0	33.9	29.7	7 500	7 200	6 900	6 600	42.0
44.0	29.4	26.4	6 700	6 500	6 200	5 900	44.0
46.0	24.2	22.5	6 100	5 900	5 600	5 400	46.0




Liftcrane Boom Capacities

Boom No. 22E With Open Throat Top
67 860 kg Counterweight
Crawler Machine on a Barge
0 Degree thru 3 Degree Machine List
No Travel - 360 Degree Rating

999 SERIES 1

Oper. Radius Meters	Boom Angle Deg.	Boom Point Elev. Meters	0 Degree List Boom Capacity Kilograms	1 Degree List Boom Capacity Kilograms	2 Degree List Boom Capacity Kilograms	3 Degree List Boom Capacity Kilograms	Oper. Radius Meters
51.8m (170 Ft.) Boom							
9.1	81.5	53.7	86 600				9.1
10.0	80.6	53.6	75 100	64 800			10.0
11.0	79.5	53.4	64 700	56 700	50 100		11.0
12.0	78.3	53.2	56 700	50 200	44 900	40 400	12.0
13.0	77.2	53.0	50 300	45 000	40 500	36 600	13.0
14.0	76.1	52.8	45 000	40 600	36 800	33 500	14.0
15.0	74.9	52.5	40 700	36 900	33 600	30 800	15.0
16.0	73.8	52.2	37 000	33 700	30 900	28 400	16.0
18.0	71.5	51.6	31 000	28 600	26 400	24 400	18.0
20.0	69.1	50.9	26 600	24 600	22 800	21 200	20.0
22.0	66.7	50.1	23 000	21 400	20 000	18 700	22.0
24.0	64.3	49.1	20 100	18 800	17 600	16 500	24.0
26.0	61.8	48.1	17 700	16 600	15 600	14 700	26.0
28.0	59.3	47.0	15 700	14 800	13 900	13 100	28.0
30.0	56.7	45.7	14 000	13 200	12 500	11 800	30.0
32.0	54.0	44.4	12 500	11 800	11 200	10 600	32.0
34.0	51.2	42.8	11 200	10 700	10 100	9 600	34.0
36.0	48.3	41.1	10 100	9 600	9 100	8 600	36.0
38.0	45.3	39.3	9 100	8 700	8 200	7 800	38.0
40.0	42.1	37.2	8 200	7 800	7 400	7 000	40.0
42.0	38.6	34.8	7 400	7 000	6 700	6 400	42.0
44.0	34.9	32.1	6 600	6 400	6 000	5 800	44.0
46.0	30.9	29.0	6 000	5 700	5 500	5 200	46.0
48.0	26.2	25.4	5 300	5 100	4 900	4 700	48.0
50.0	20.7	20.8	4 800	4 600	4 400	4 200	50.0




Liftcrane Boom Capacities

Boom No. 22E With Open Throat Top
67 860 kg Counterweight
Crawler Machine on a Barge
0 Degree thru 3 Degree Machine List
No Travel - 360 Degree Rating

999 SERIES 1

Oper. Radius Meters	Boom Angle Deg.	Boom Point Elev. Meters	0 Degree List Boom Capacity Kilograms	1 Degree List Boom Capacity Kilograms	2 Degree List Boom Capacity Kilograms	3 Degree List Boom Capacity Kilograms	Oper. Radius Meters
54.9m (180 Ft.) Boom							
9.1	82.0	56.8	86 500				9.1
10.0	81.1	56.7	74 900				10.0
11.0	80.1	56.5	64 600	56 100			11.0
12.0	79.0	56.3	56 500	49 700	44 200		12.0
13.0	77.9	56.1	50 100	44 500	39 900	35 900	13.0
14.0	76.9	55.9	44 900	40 200	36 300	32 800	14.0
15.0	75.8	55.6	40 500	36 500	33 100	30 200	15.0
16.0	74.7	55.4	36 800	33 400	30 400	27 800	16.0
18.0	72.5	54.8	30 900	28 300	26 000	23 900	18.0
20.0	70.3	54.1	26 400	24 300	22 500	20 800	20.0
22.0	68.1	53.4	22 800	21 100	19 600	18 200	22.0
24.0	65.8	52.5	19 900	18 500	17 300	16 100	24.0
26.0	63.5	51.6	17 500	16 400	15 300	14 300	26.0
28.0	61.1	50.5	15 500	14 600	13 600	12 800	28.0
30.0	58.7	49.4	13 800	12 900	12 200	11 500	30.0
32.0	56.3	48.1	12 300	11 600	10 900	10 300	32.0
34.0	53.7	46.7	11 000	10 400	9 800	9 200	34.0
36.0	51.1	45.1	9 900	9 300	8 800	8 300	36.0
38.0	48.3	43.4	8 900	8 400	8 000	7 500	38.0
40.0	45.5	41.6	8 000	7 600	7 200	6 800	40.0
42.0	42.5	39.5	7 200	6 800	6 400	6 100	42.0
44.0	39.3	37.2	6 500	6 100	5 800	5 500	44.0
46.0	35.8	34.6	5 800	5 500	5 200	5 000	46.0
48.0	32.1	31.6	5 200	4 900	4 700	4 400	48.0
50.0	27.9	28.2	4 600	4 400	4 200	4 000	50.0
52.0	23.1	24.0	4 100	3 900	3 700	3 500	52.0




Liftcrane Boom Capacities

Boom No. 22E With Open Throat Top
67 860 kg Counterweight
Crawler Machine on a Barge
0 Degree thru 3 Degree Machine List
No Travel - 360 Degree Rating

999 SERIES 1

Oper. Radius Meters	Boom Angle Deg.	Boom Point Elev. Meters	0 Degree List Boom Capacity Kilograms	1 Degree List Boom Capacity Kilograms	2 Degree List Boom Capacity Kilograms	3 Degree List Boom Capacity Kilograms	Oper. Radius Meters
57.9m (190 Ft.) Boom							
9.8	81.8	59.8	77 900				9.8
10.0	81.6	59.7	75 000				10.0
11.0	80.6	59.6	64 500	55 600			11.0
12.0	79.6	59.4	56 400	49 300	43 500		12.0
13.0	78.6	59.2	50 000	44 100	39 300	35 200	13.0
14.0	77.6	59.0	44 700	39 800	35 700	32 200	14.0
15.0	76.5	58.8	40 300	36 200	32 600	29 600	15.0
16.0	75.5	58.5	36 600	33 000	29 900	27 300	16.0
18.0	73.5	58.0	30 700	28 000	25 500	23 400	18.0
20.0	71.4	57.3	26 100	24 000	22 100	20 400	20.0
22.0	69.3	56.6	22 600	20 800	19 300	17 800	22.0
24.0	67.2	55.8	19 700	18 300	17 000	15 700	24.0
26.0	65.0	54.9	17 300	16 100	15 000	13 900	26.0
28.0	62.8	54.0	15 300	14 200	13 300	12 400	28.0
30.0	60.5	52.9	13 600	12 700	11 900	11 100	30.0
32.0	58.2	51.7	12 100	11 300	10 600	9 900	32.0
34.0	55.9	50.4	10 800	10 200	9 500	8 900	34.0
36.0	53.5	49.0	9 700	9 100	8 500	8 000	36.0
38.0	51.0	47.4	8 700	8 200	7 700	7 200	38.0
40.0	48.4	45.7	7 800	7 300	6 900	6 400	40.0
42.0	45.7	43.9	7 000	6 500	6 100	5 800	42.0
44.0	42.8	41.8	6 200	5 900	5 500	5 200	44.0
46.0	39.8	39.5	5 600	5 200	5 000	4 600	46.0
48.0	36.6	37.0	5 000	4 700	4 400	4 100	48.0
50.0	33.2	34.1	4 400	4 100	3 900	3 600	50.0
52.0	29.4	30.8	3 900	3 700	3 400	3 200	52.0
54.0	25.0	27.0	3 400	3 200	3 000	2 800	54.0
56.0	19.8	22.1	2 900	2 800	2 600	2 500	56.0




Liftcrane Boom Capacities

Boom No. 22E With Open Throat Top
67 860 kg Counterweight
Crawler Machine on a Barge
0 Degree thru 3 Degree Machine List
No Travel - 360 Degree Rating

999 SERIES 1

Oper. Radius Meters	Boom Angle Deg.	Boom Point Elev. Meters	0 Degree List Boom Capacity Kilograms	1 Degree List Boom Capacity Kilograms	2 Degree List Boom Capacity Kilograms	3 Degree List Boom Capacity Kilograms	Oper. Radius Meters
61.0m (200 Ft.) Boom							
10.4	81.7	62.8	70 600				10.4
11.0	81.1	62.7	64 300				11.0
12.0	80.1	62.5	56 200	48 900			12.0
13.0	79.1	62.3	49 800	43 700	38 600		13.0
14.0	78.2	62.1	44 500	39 400	35 100	31 500	14.0
15.0	77.2	61.9	40 100	35 800	32 100	28 900	15.0
16.0	76.3	61.7	36 400	32 700	29 400	26 700	16.0
18.0	74.3	61.2	30 500	27 600	25 100	22 900	18.0
20.0	72.4	60.6	26 000	23 700	21 700	19 900	20.0
22.0	70.4	59.9	22 400	20 600	18 900	17 400	22.0
24.0	68.4	59.1	19 500	18 000	16 600	15 400	24.0
26.0	66.3	58.3	17 100	15 800	14 700	13 600	26.0
28.0	64.3	57.4	15 100	14 000	13 000	12 100	28.0
30.0	62.2	56.4	13 400	12 400	11 600	10 800	30.0
32.0	60.0	55.3	11 900	11 100	10 300	9 600	32.0
34.0	57.8	54.0	10 600	9 900	9 200	8 600	34.0
36.0	55.6	52.7	9 500	8 900	8 300	7 700	36.0
38.0	53.2	51.3	8 500	7 900	7 400	6 900	38.0
40.0	50.9	49.7	7 500	7 100	6 600	6 200	40.0
42.0	48.4	48.0	6 700	6 300	5 900	5 500	42.0
44.0	45.8	46.2	6 000	5 600	5 300	4 900	44.0
46.0	43.1	44.1	5 400	5 000	4 700	4 400	46.0
48.0	40.3	41.9	4 800	4 500	4 100	3 800	48.0
50.0	37.3	39.4	4 200	3 900	3 600	3 400	50.0
52.0	34.1	36.6	3 700	3 400	3 200	3 000	52.0
54.0	30.6	33.5	3 200	3 000	2 800	2 500	54.0
56.0	26.7	29.8	2 800	2 600	2 400	2 200	56.0
58.0	22.1	25.4	2 300	2 200	2 000		58.0




Liftcrane Boom Capacities

Boom No. 22E With Open Throat Top
67 860 kg Counterweight
Crawler Machine on a Barge
0 Degree thru 3 Degree Machine List
No Travel - 360 Degree Rating

999 SERIES 1

Oper. Radius Meters	Boom Angle Deg.	Boom Point Elev. Meters	0 Degree List Boom Capacity Kilograms	1 Degree List Boom Capacity Kilograms	2 Degree List Boom Capacity Kilograms	3 Degree List Boom Capacity Kilograms	Oper. Radius Meters
64.0m (210 Ft.) Boom							
11.0	81.5	65.8	64 400				11.0
12.0	80.6	65.6	56 100	48 400			12.0
13.0	79.7	65.4	49 700	43 300	37 500		13.0
14.0	78.8	65.2	44 400	39 000	34 600		14.0
15.0	77.8	65.0	40 000	35 500	31 700	28 600	15.0
16.0	76.9	64.8	36 300	32 400	29 100	26 200	16.0
18.0	75.1	64.3	30 300	27 400	24 800	22 500	18.0
20.0	73.2	63.7	25 800	23 500	21 400	19 500	20.0
22.0	71.3	63.1	22 200	20 300	18 600	17 100	22.0
24.0	69.4	62.4	19 300	17 800	16 300	15 000	24.0
26.0	67.5	61.6	16 900	15 600	14 400	13 300	26.0
28.0	65.6	60.7	14 900	13 800	12 800	11 800	28.0
30.0	63.6	59.8	13 200	12 200	11 300	10 500	30.0
32.0	61.6	58.7	11 700	10 900	10 100	9 400	32.0
34.0	59.5	57.6	10 500	9 700	9 000	8 400	34.0
36.0	57.4	56.4	9 300	8 700	8 000	7 500	36.0
38.0	55.3	55.1	8 300	7 700	7 200	6 700	38.0
40.0	53.1	53.6	7 400	6 900	6 400	5 900	40.0
42.0	50.8	52.0	6 600	6 100	5 700	5 300	42.0
44.0	48.4	50.3	5 900	5 500	5 100	4 700	44.0
46.0	46.0	48.5	5 200	4 900	4 500	4 100	46.0
48.0	43.4	46.5	4 600	4 300	4 000	3 700	48.0
50.0	40.8	44.3	4 100	3 700	3 500	3 200	50.0
52.0	37.9	41.8	3 500	3 300	3 000	2 800	52.0
54.0	34.9	39.1	3 100	2 800	2 600	2 400	54.0
56.0	31.7	36.1	2 600	2 400	2 200	2 000	56.0
58.0	28.1	32.6	2 200	2 000			58.0




Liftcrane Boom Capacities

Boom No. 22E With Open Throat Top
67 860 kg Counterweight
Crawler Machine on a Barge
0 Degree thru 3 Degree Machine List
No Travel - 360 Degree Rating

999 SERIES 1

Oper. Radius Meters	Boom Angle Deg.	Boom Point Elev. Meters	0 Degree List Boom Capacity Kilograms	1 Degree List Boom Capacity Kilograms	2 Degree List Boom Capacity Kilograms	3 Degree List Boom Capacity Kilograms	Oper. Radius Meters
67.1m (220 Ft.) Boom							
11.0	81.9	68.8	64 300				11.0
12.0	81.0	68.7	55 900				12.0
13.0	80.1	68.5	49 500	42 900			13.0
14.0	79.3	68.3	44 200	38 700	33 800 *		14.0
15.0	78.4	68.1	39 800	35 100	31 200	26 000 *	15.0
16.0	77.5	67.9	36 100	32 000	28 600	25 400	16.0
18.0	75.8	67.5	30 100	27 000	24 400	22 100	18.0
20.0	74.0	66.9	25 600	23 200	21 000	19 100	20.0
22.0	72.2	66.3	22 000	20 000	18 300	16 700	22.0
24.0	70.4	65.6	19 100	17 500	16 000	14 700	24.0
26.0	68.6	64.9	16 700	15 400	14 100	12 900	26.0
28.0	66.7	64.1	14 700	13 500	12 500	11 500	28.0
30.0	64.9	63.2	13 000	12 000	11 100	10 200	30.0
32.0	63.0	62.2	11 500	10 700	9 800	9 100	32.0
34.0	61.0	61.1	10 200	9 500	8 700	8 100	34.0
36.0	59.1	60.0	9 100	8 400	7 800	7 200	36.0
38.0	57.0	58.7	8 100	7 500	6 900	6 400	38.0
40.0	55.0	57.4	7 200	6 600	6 200	5 700	40.0
42.0	52.9	55.9	6 400	5 900	5 500	5 000	42.0
44.0	50.7	54.3	5 700	5 200	4 800	4 400	44.0
46.0	48.5	52.6	5 000	4 600	4 200	3 900	46.0
48.0	46.1	50.8	4 400	4 100	3 700	3 400	48.0
50.0	43.7	48.8	3 800	3 500	3 200	2 900	50.0
52.0	41.2	46.6	3 400	3 000	2 800	2 500	52.0
54.0	38.5	44.2	2 900	2 600	2 400	2 100	54.0
56.0	35.7	41.6	2 400	2 200	2 000		56.0
58.0	32.6	38.6	2 000				58.0




Liftcrane Boom Capacities

Boom No. 22E With Open Throat Top
67 860 kg Counterweight
Crawler Machine on a Barge
0 Degree thru 3 Degree Machine List
No Travel - 360 Degree Rating

999 SERIES 1

Oper. Radius Meters	Boom Angle Deg.	Boom Point Elev. Meters	0 Degree List Boom Capacity Kilograms	1 Degree List Boom Capacity Kilograms	2 Degree List Boom Capacity Kilograms	3 Degree List Boom Capacity Kilograms	Oper. Radius Meters
70.1m (230 Ft.) Boom							
11.6	81.8	71.8	59 000				11.6
12.0	81.4	71.8	55 900				12.0
13.0	80.6	71.6	49 300	41 100			13.0
14.0	79.7	71.4	44 000	38 300			14.0
15.0	78.9	71.3	39 600	34 700	30 000 *		15.0
16.0	78.1	71.1	35 900	31 700	28 800	22 900 *	16.0
18.0	76.4	70.6	30 000	26 700	24 000	21 500	18.0
20.0	74.7	70.1	25 400	22 800	20 600	18 700	20.0
22.0	73.0	69.5	21 800	19 800	17 900	16 300	22.0
24.0	71.3	68.9	18 900	17 200	15 700	14 300	24.0
26.0	69.6	68.2	16 500	15 100	13 800	12 600	26.0
28.0	67.8	67.4	14 500	13 300	12 200	11 100	28.0
30.0	66.0	66.5	12 800	11 700	10 700	9 900	30.0
32.0	64.2	65.6	11 300	10 400	9 500	8 800	32.0
34.0	62.4	64.6	10 000	9 200	8 500	7 700	34.0
36.0	60.5	63.5	8 900	8 100	7 500	6 800	36.0
38.0	58.6	62.3	7 800	7 300	6 600	6 100	38.0
40.0	56.7	61.1	7 000	6 400	5 800	5 400	40.0
42.0	54.7	59.7	6 100	5 600	5 200	4 700	42.0
44.0	52.7	58.2	5 400	5 000	4 500	4 100	44.0
46.0	50.6	56.6	4 800	4 400	4 000	3 600	46.0
48.0	48.5	54.9	4 200	3 800	3 400	3 100	48.0
50.0	46.3	53.1	3 600	3 300	2 900	2 600	50.0
52.0	43.9	51.1	3 100	2 800	2 500	2 200	52.0
54.0	41.5	48.9	2 600	2 300	2 100		54.0
56.0	39.0	46.6	2 200	1 900			56.0




Liftcrane Boom Capacities

Boom No. 22E With Open Throat Top
67 860 kg Counterweight
Crawler Machine on a Barge
0 Degree thru 3 Degree Machine List
No Travel - 360 Degree Rating

999 SERIES 1

Oper. Radius Meters	Boom Angle Deg.	Boom Point Elev. Meters	0 Degree List Boom Capacity Kilograms	1 Degree List Boom Capacity Kilograms	2 Degree List Boom Capacity Kilograms	3 Degree List Boom Capacity Kilograms	Oper. Radius Meters
73.2m (240 Ft.) Boom							
12.2	81.6	74.8	54 300				12.2
13.0	81.0	74.7	49 200				13.0
14.0	80.2	74.5	43 900	37 100 *			14.0
15.0	79.4	74.4	39 500	34 500	26 800 *		15.0
16.0	78.6	74.2	35 800	31 400	26 500		16.0
18.0	77.0	73.7	29 800	26 400	23 800	20 100 *	18.0
20.0	75.4	73.2	25 200	22 600	20 300	18 300	20.0
22.0	73.7	72.7	21 600	19 500	17 600	15 900	22.0
24.0	72.1	72.1	18 700	17 000	15 400	14 000	24.0
26.0	70.5	71.4	16 300	14 800	13 500	12 300	26.0
28.0	68.8	70.7	14 300	13 000	11 900	10 800	28.0
30.0	67.1	69.8	12 600	11 500	10 500	9 600	30.0
32.0	65.4	69.0	11 100	10 200	9 300	8 400	32.0
34.0	63.6	68.0	9 800	9 000	8 200	7 500	34.0
36.0	61.9	67.0	8 700	7 900	7 300	6 600	36.0
38.0	60.1	65.9	7 700	7 000	6 400	5 800	38.0
40.0	58.3	64.7	6 800	6 200	5 600	5 100	40.0
42.0	56.4	63.4	6 000	5 400	4 900	4 500	42.0
44.0	54.5	62.0	5 200	4 800	4 300	3 900	44.0
46.0	52.6	60.5	4 600	4 100	3 700	3 300	46.0
48.0	50.6	59.0	4 000	3 600	3 200	2 900	48.0
50.0	48.5	57.2	3 400	3 100	2 700	2 400	50.0
52.0	46.4	55.4	2 900	2 600	2 300		52.0
54.0	44.2	53.4	2 400	2 100			54.0
56.0	41.9	51.3	2 000				56.0




Liftcrane Boom Capacities

Boom No. 22E With Open Throat Top
67 860 kg Counterweight
Crawler Machine on a Barge
0 Degree thru 3 Degree Machine List
No Travel - 360 Degree Rating

999 SERIES 1

Oper. Radius Meters	Boom Angle Deg.	Boom Point Elev. Meters	0 Degree List Boom Capacity Kilograms	1 Degree List Boom Capacity Kilograms	2 Degree List Boom Capacity Kilograms	3 Degree List Boom Capacity Kilograms	Oper. Radius Meters
76.2m (250 Ft.) Boom							
12.2	82.0	77.9	50 300 *				12.2
13.0	81.3	77.8	49 300				13.0
14.0	80.6	77.6	43 700	33 300 *			14.0
15.0	79.8	77.5	39 300	33 200 *			15.0
16.0	79.0	77.3	35 600	31 800	23 800 *		16.0
18.0	77.5	76.9	29 600	26 200	23 000	17 700 *	18.0
20.0	76.0	76.4	25 100	22 300	19 900	17 500	20.0
22.0	74.4	75.9	21 500	19 300	17 300	15 600	22.0
24.0	72.8	75.3	18 500	16 700	15 100	13 600	24.0
26.0	71.3	74.6	16 200	14 600	13 200	11 900	26.0
28.0	69.7	73.9	14 100	12 800	11 600	10 500	28.0
30.0	68.1	73.1	12 400	11 300	10 200	9 300	30.0
32.0	66.4	72.3	10 900	9 900	9 000	8 200	32.0
34.0	64.8	71.4	9 600	8 800	8 000	7 200	34.0
36.0	63.1	70.4	8 500	7 700	7 000	6 400	36.0
38.0	61.4	69.4	7 500	6 800	6 200	5 600	38.0
40.0	59.7	68.2	6 600	6 000	5 400	4 900	40.0
42.0	57.9	67.0	5 800	5 200	4 700	4 200	42.0
44.0	56.1	65.7	5 100	4 500	4 100	3 600	44.0
46.0	54.3	64.3	4 400	3 900	3 500	3 100	46.0
48.0	52.4	62.8	3 800	3 400	3 000	2 600	48.0
50.0	50.5	61.3	3 200	2 900	2 500	2 200	50.0
52.0	48.5	59.5	2 700	2 400	2 100		52.0
54.0	46.5	57.7	2 300	1 900			54.0
56.0	44.4	55.7	1 800				56.0



Liftcrane Boom Capacities

Boom No. 22E With Open Throat Top
 67 860 kg Counterweight
 Crawler Machine on a Barge
 0 Degree thru 3 Degree Machine List
 No Travel - 360 Degree Rating

999 SERIES 1

Oper. Radius Meters	Boom Angle Deg.	Boom Point Elev. Meters	0 Degree List Boom Capacity Kilograms
79.2m (260 Ft.) Boom			
12.8	81.8	80.9	45 800 *
13.0	81.7	80.9	45 700 *
14.0	80.9	80.7	43 600
15.0	80.2	80.6	39 100
16.0	79.5	80.4	35 400
18.0	78.0	80.0	29 400
20.0	76.5	79.5	24 900
22.0	75.0	79.0	21 200
24.0	73.5	78.5	18 400
26.0	72.0	77.8	16 000
28.0	70.5	77.2	13 900
30.0	68.9	76.4	12 200
32.0	67.4	75.6	10 700
34.0	65.8	74.7	9 400
36.0	64.2	73.8	8 300
38.0	62.6	72.8	7 300
40.0	61.0	71.7	6 400
42.0	59.3	70.6	5 600
44.0	57.6	69.4	4 800
46.0	55.9	68.1	4 200
48.0	54.1	66.6	3 600
50.0	52.3	65.2	3 000
52.0	50.4	63.6	2 500
54.0	48.5	61.8	2 100