

Hup 40-30

Ultimate versatility. Max profits.

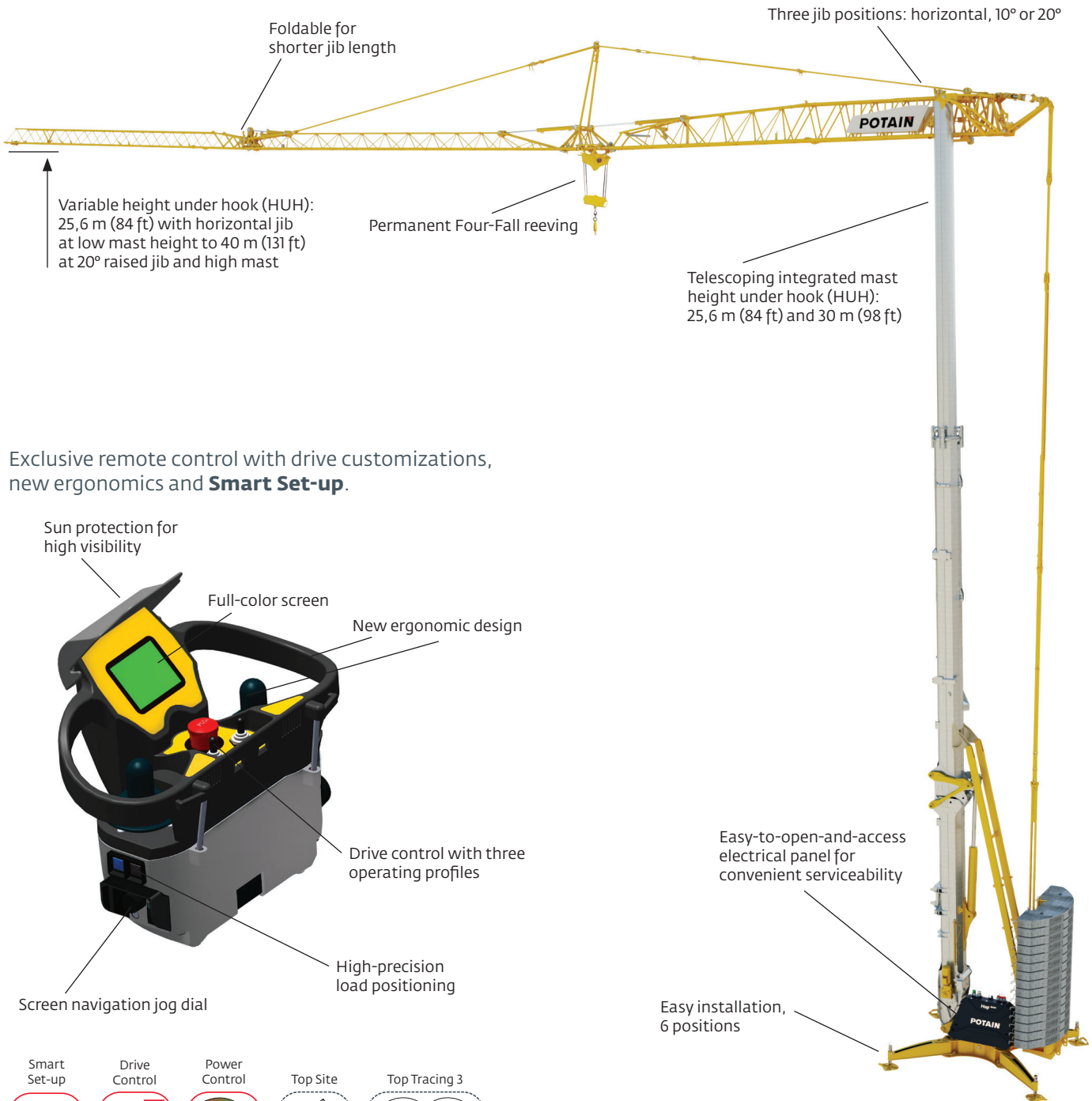
Maximum capacity: 4 t (4.4 USt)

Maximum radius: 40 m (131 ft)

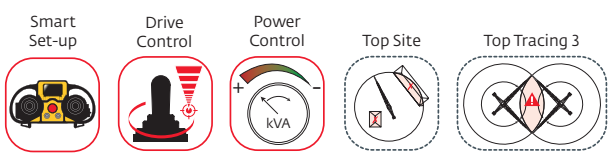
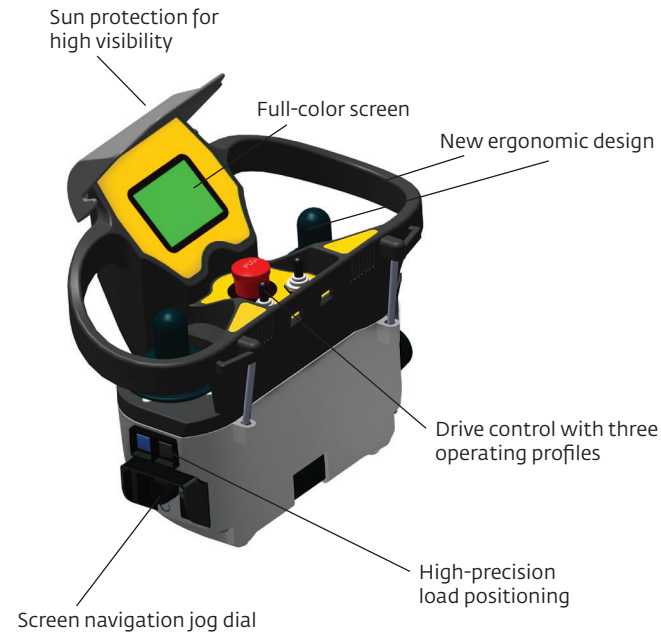
Maximum load at jib end: 1 t (1.1 USt)

Maximum HUH with horizontal jib: 30 m (98 ft)

Maximum HUH at 20°: 40 m (131 ft)

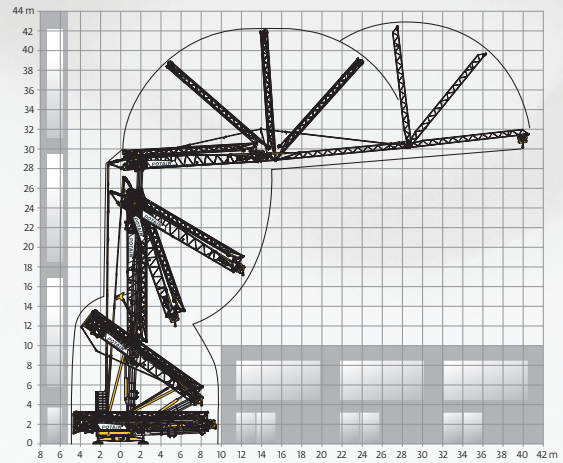


Exclusive remote control with drive customizations, new ergonomics and **Smart Set-up**.



Class-leading versatility and performance from a self-erecting crane with 40 m (131 ft) jib

- New crane technology offers up to 16 configurations for more lifting options
 - Telescopic mast with two heights, three jib positions and several configurations with jib tip removed or folding jib
- Other performance features include the following:
 - High Performance Lifting™ (HPL™) technology allows you to use your highest operational speed while maintaining your maximum lifting load
 - High Performance Slewing (HPS) delivers superior motion control while slewing the load




Innovative movement technology enables unfolding in narrow and compact areas

- Jib unfolds over the top to preserve space under the crane when working next to buildings
- During erection, the Hup 40-30 retains unrivaled compact transport dimensions up to 10 m (32 ft) height
- Height under hook with maximum raised jib is above 40 m (131 ft) for superior reach on the jobsite


Exclusive remote control capabilities

- 100% remote control–powered erection and piloting delivers convenient and secure operation
- Three operating profiles (High Precision, Standard and Dynamic) can be selected by the operator
- Full-color screen with jog dial navigation



Telescopic, self-erecting crane delivers outstanding ROI

- Crane erection and dismantling are fast and easy with minimum operator effort
- The Hup 40-30's class-leading compact package is ideal for jobsites with limited work space – 14 m (45 ft) long when folded
- Compact package includes no extra masts to handle at installation, which reduces packing and allows for easy transport logistics and cost savings
- Compatible with Igo transport axles



Smart Set-up software for simplified crane erection

- Exclusive Potain software to provide intuitive user interface
- Makes folding and unfolding the crane simple and clear with step-by-step directions clearly visible on the control screen
- Supports crane maintenance through an integrated diagnostics tool with maintenance warning indicators